

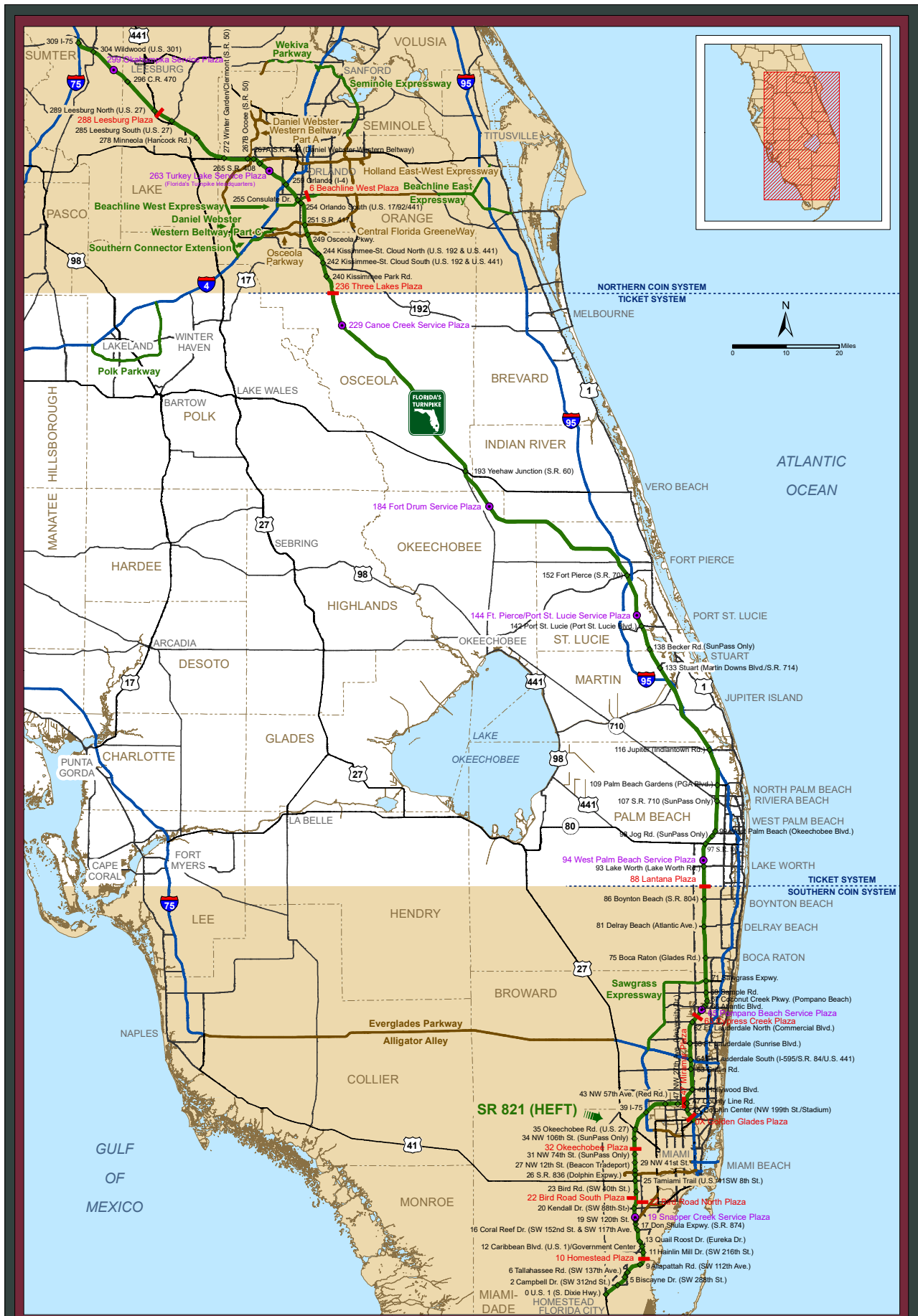
Florida's Turnpike System

Turnpike Enterprise, Florida Department of Transportation
Figure 1



- Toll System Boundary
- Existing Turnpike System Facility
- Future Turnpike System Facility
- Other Toll Road
- Interstate Highway
- Arterial
- County Boundary

Sources: NAVTEQ/HERE 2017
Florida's Turnpike Enterprise 2018



Florida's Turnpike System Mainline

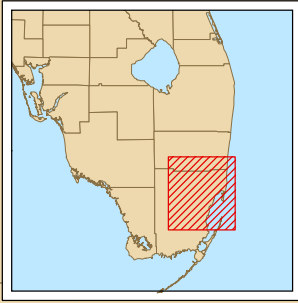
Figure 2

- Toll Plaza
- Service Plaza
- ◆ Turnpike Interchange
- Toll System Boundary

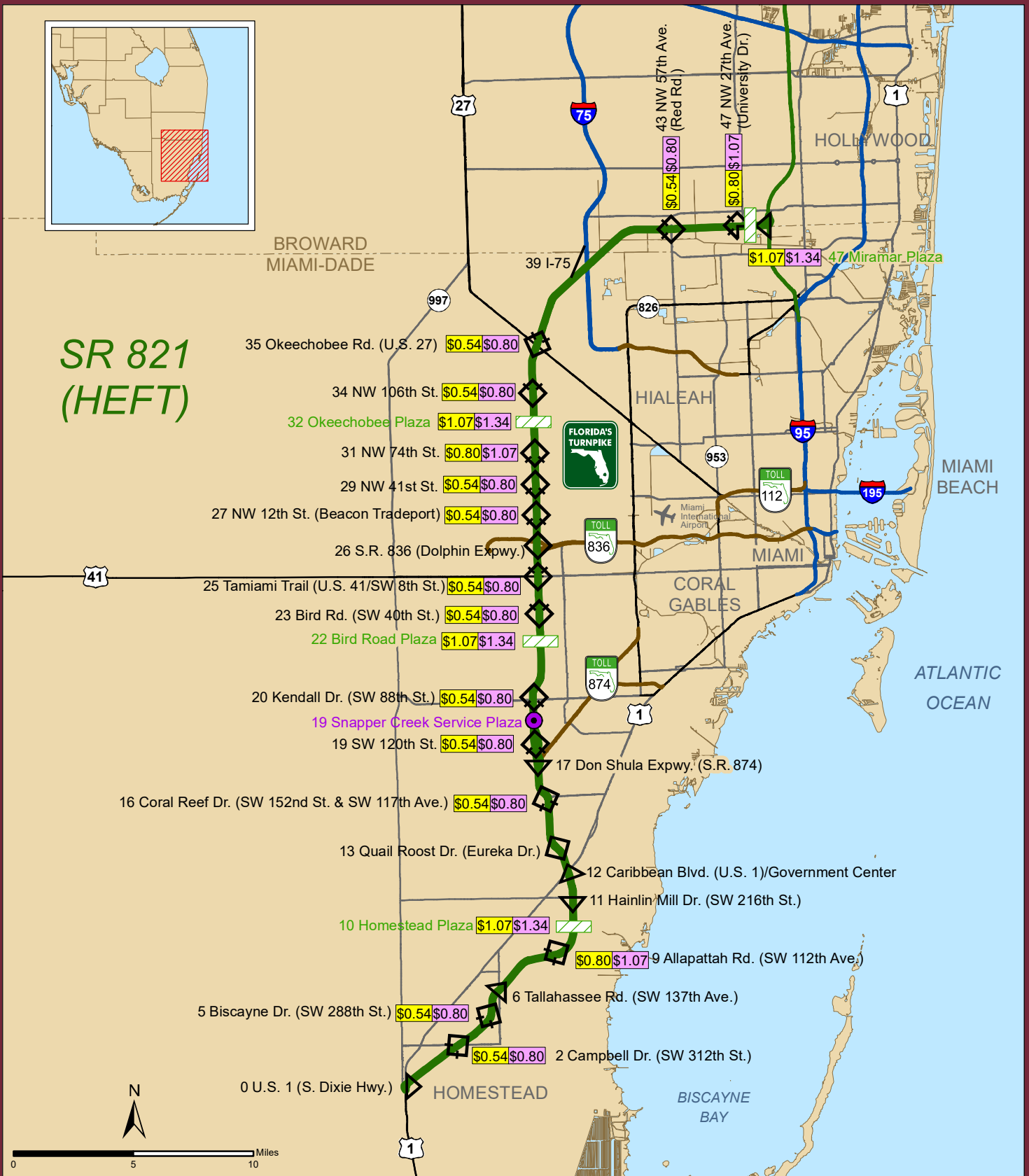
- Ticket System
- Existing Turnpike System Facility, Mainline
- Existing Turnpike System Facility
- Other Toll Road

- Interstate Highway
- Arterial
- Other Road
- County Boundary

Sources: NAVTEQHERE 2017
Florida's Turnpike Enterprise 2018



SR 821 (HEFT)



SR 821 (HEFT)

Figure 3

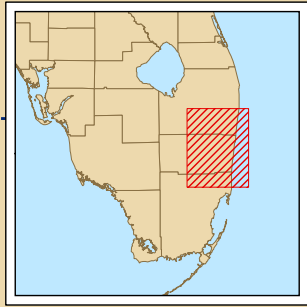


- \$0.00 SunPass® Toll Rate
- \$0.00 TOLL-BY-PLATE® Toll Rate
- / / Toll Plaza (All-Electronic)
- Service Plaza

- Interchange With Toll Collection
- Interchange With No Toll Collection
- Existing Turnpike System Facility, SR 821 (HEFT)
- Existing Turnpike System Facility

- Interstate Highway
- Other Toll Road
- Arterial
- Other Road
- County Boundary





0 5 10 Miles

Southern Coin System

TICKET SYSTEM
SOUTHERN COIN SYSTEM

88 Lantana Plaza

86 Boynton Beach (S.R. 804)

\$0.80 \$1.25

PALM BEACH

81 Delray Beach (Atlantic Ave.)

\$0.54 \$1.00

75 Boca Raton (Glades Rd.)

\$0.26 \$0.75

Sawgrass Expressway

71 Sawgrass Expwy.

Sample Rd.



69 Sample Rd.

\$0.26 \$0.75

66 Atlantic Blvd.

\$0.54 \$1.00

63 Cypress Creek Plaza

Commercial Blvd.

\$0.80 \$1.25

65 Pompano Beach Service Plaza

58 Ft. Lauderdale (Sunrise Blvd.)

\$0.54 \$0.80

Everglades Parkway
Alligator Alley (Toll)

54 Ft. Lauderdale South (I-595/S.R. 84/U.S. 441)

53 Griffin Rd.

\$0.26 \$0.54

FORT LAUDERDALE

HOLLYWOOD

47 Miramar Plaza

\$1.07 \$1.34

47, CountyLine Rd. (No toll to south)

\$0.80 \$1.07

2X Dolphin Center (NW 199th St./Stadium)

\$0.80 \$1.07

\$1.07 \$1.34

0X Golden Glades Plaza

MIAMI-DADE

SR 821
(HEFT)

HIALEAH

NORTH MIAMI

Southern Coin System (SR 91)

Figure 4



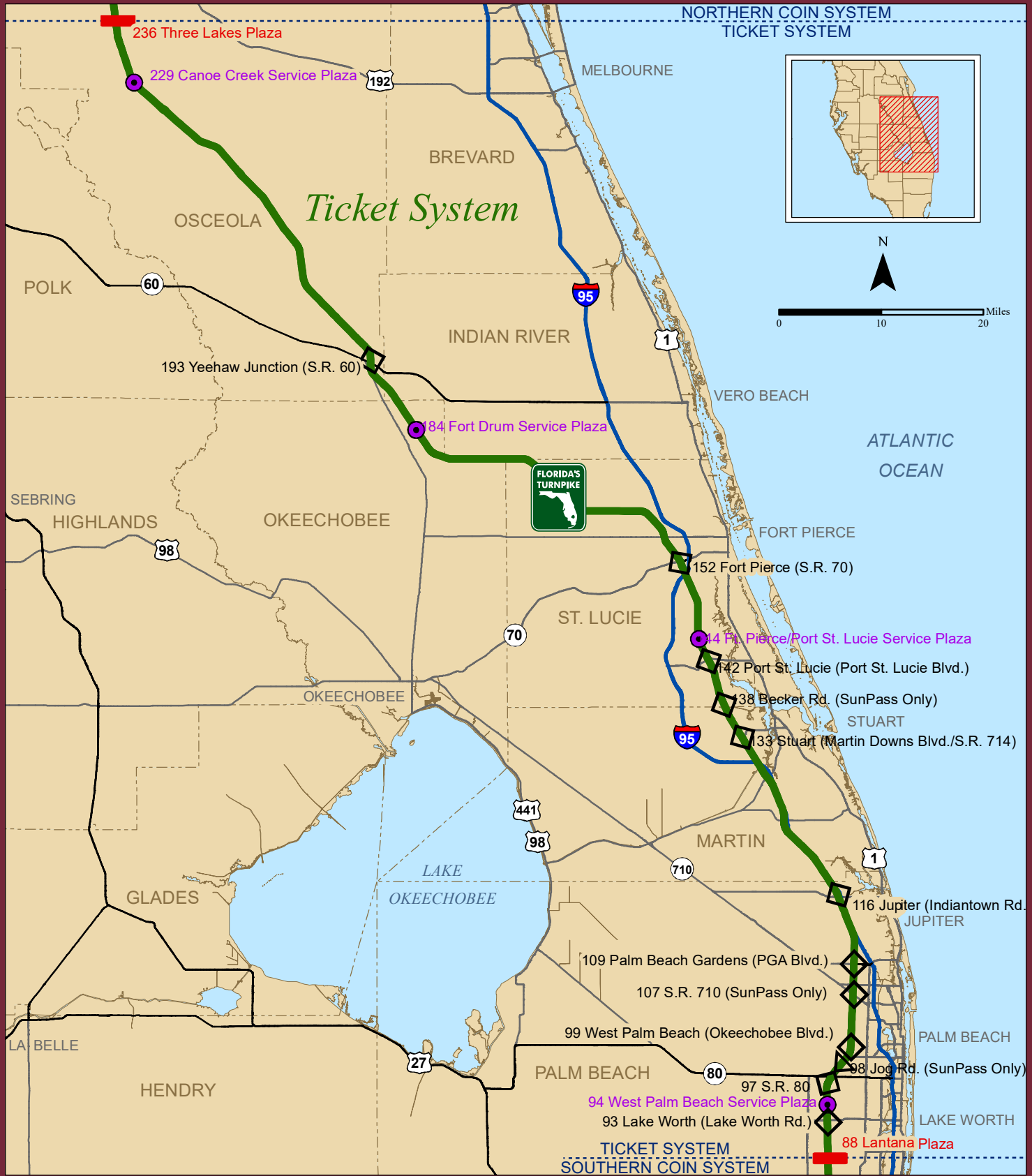
- \$0.00 SunPass® Toll Rate
- \$0.00 Cash Toll Rate
- \$0.00 TOLL-BY-PLATE® Toll Rate
- Toll Plaza
- Toll Plaza (All-Electronic)
- Service Plaza

- Toll System Boundary
- ◆▲▼ Interchange With Toll Collection
- ◆▲ Interchange With No Toll Collection
- Existing Turnpike System Facility, Southern Coin System
- Existing Turnpike System Facility

- Interstate Highway
- Other Toll Road
- Arterial
- Other Road
- County Boundary



Sources: NAVTEQ/HERE 2017
Florida's Turnpike Enterprise 2018



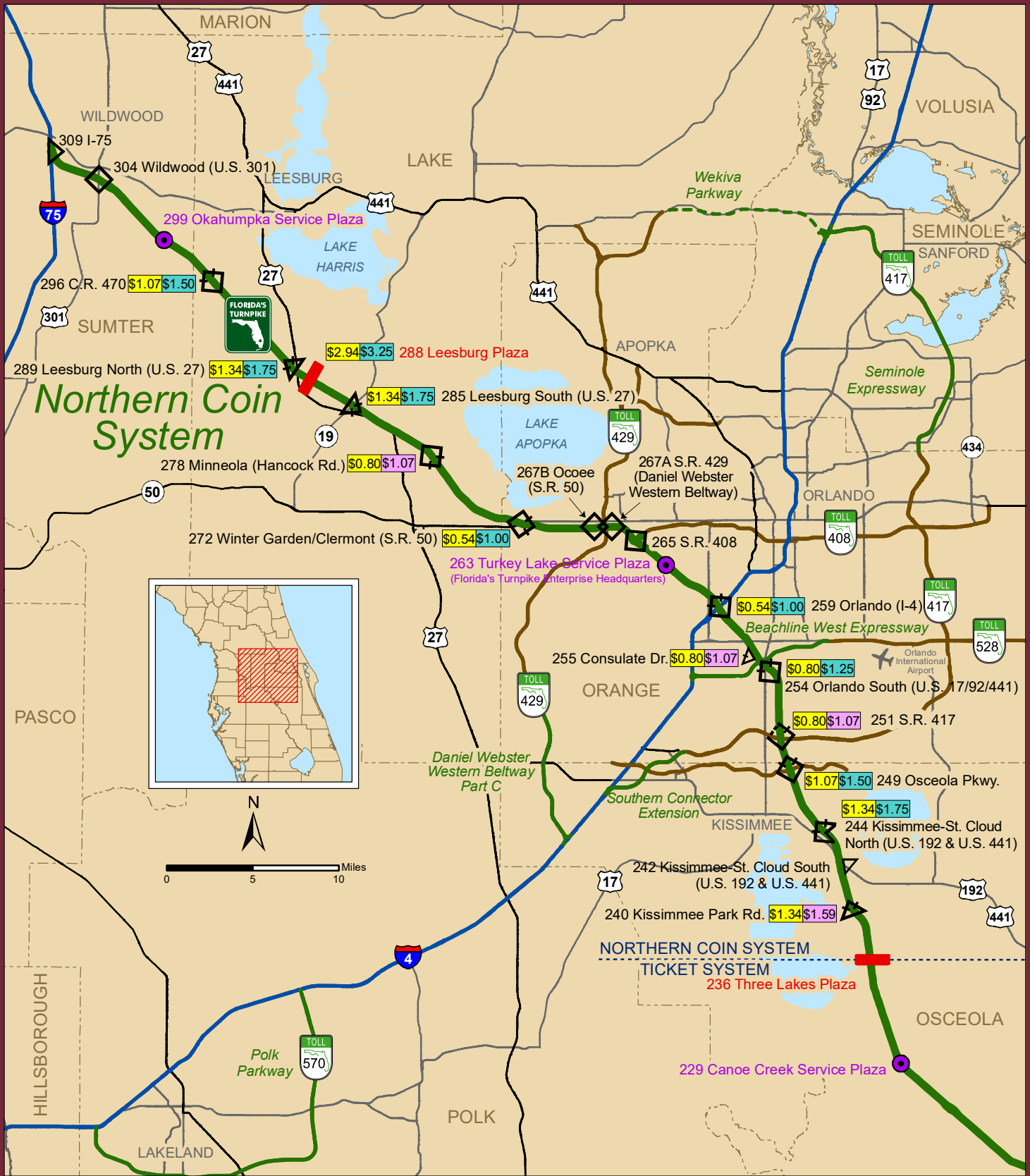
Ticket System (SR 91)

Figure 5



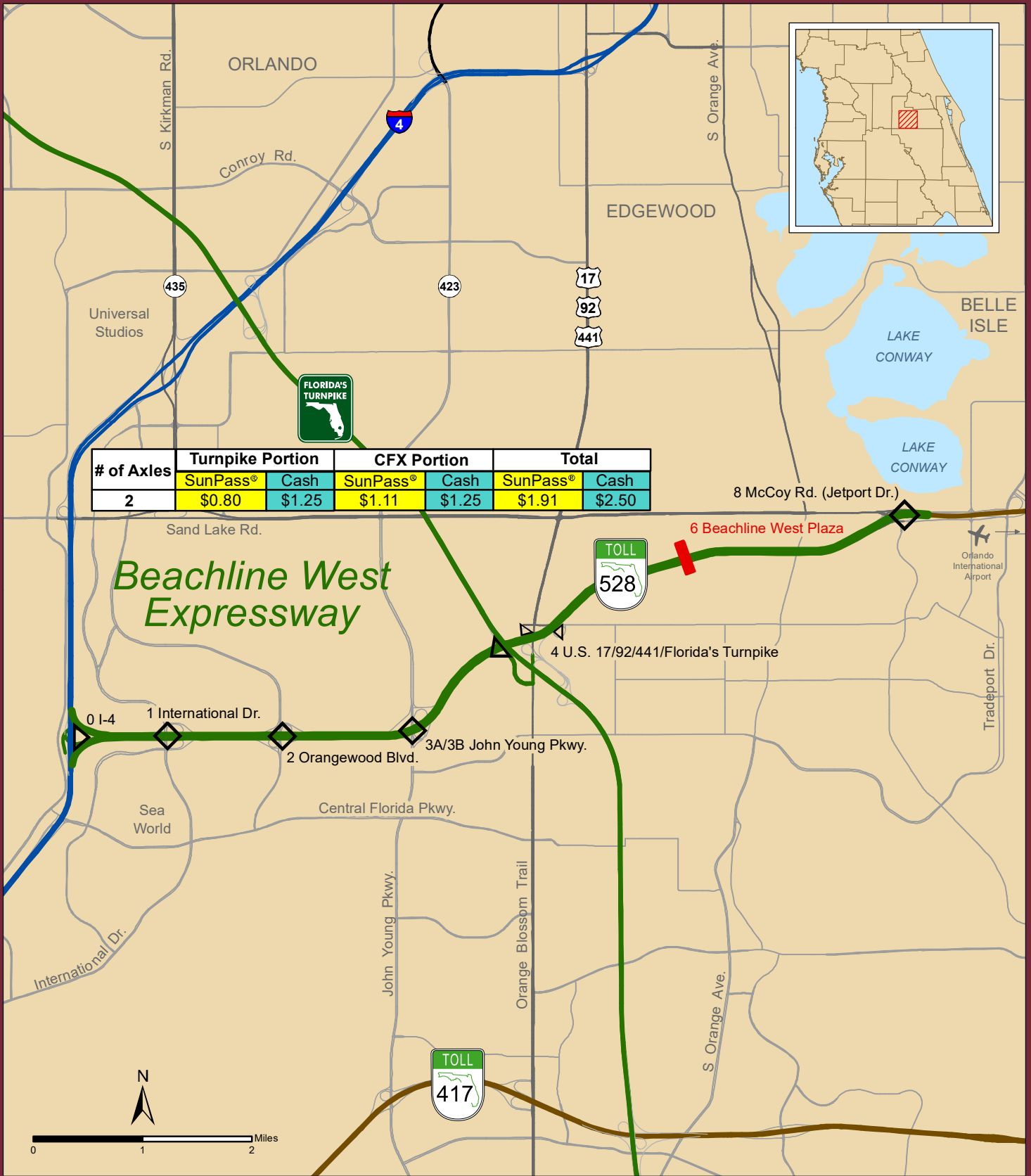
- Toll Plaza
- Service Plaza
- Toll System Boundary
- Interchange
- Existing Turnpike System Facility, Ticket System
- Interstate Highway
- Arterial
- Other Road
- County Boundary

Sources: NAVTEQ/HERE 2017
Florida's Turnpike Enterprise 2018



Sources: NAVTEQ/HERE 2017
Florida's Turnpike Enterprise 2018





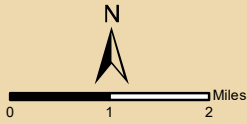
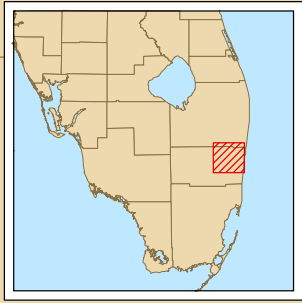
Beachline West Expressway (SR 528)

Figure 7

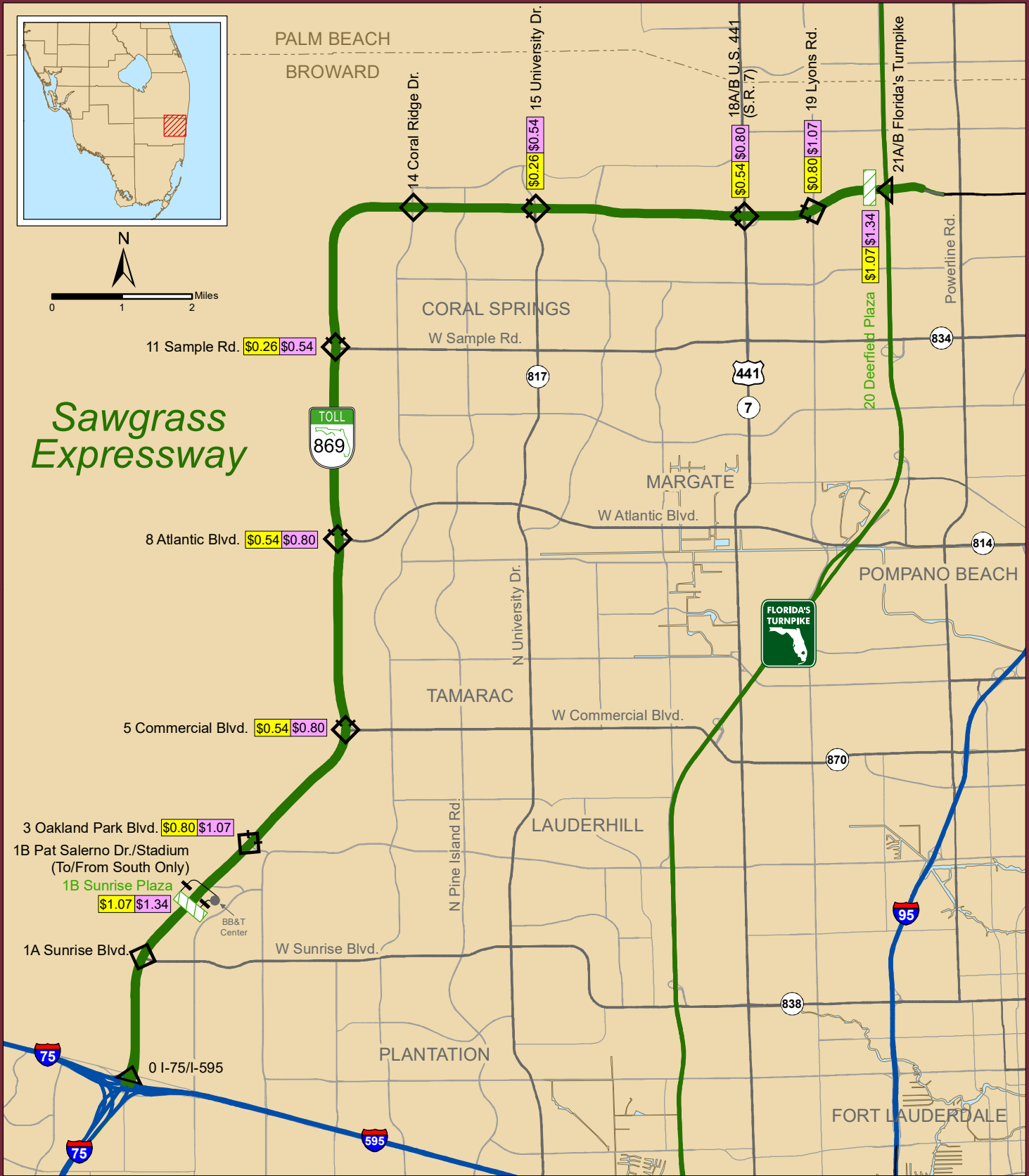


- \$0.00 SunPass® Toll Rate
- \$0.00 Cash Toll Rate
- Toll Plaza
- ◇ △ Interchange With No Toll Collection
- Existing Turnpike System Facility, Beachline West Expressway
- Existing Turnpike System Facility
- Interstate Highway
- Other Toll Road
- Arterial
- Other Road
- County Boundary

Sources: NAVTEQ/HERE 2017
Florida's Turnpike Enterprise 2018



Sawgrass Expressway



Sawgrass Expressway (SR 869)

Figure 8

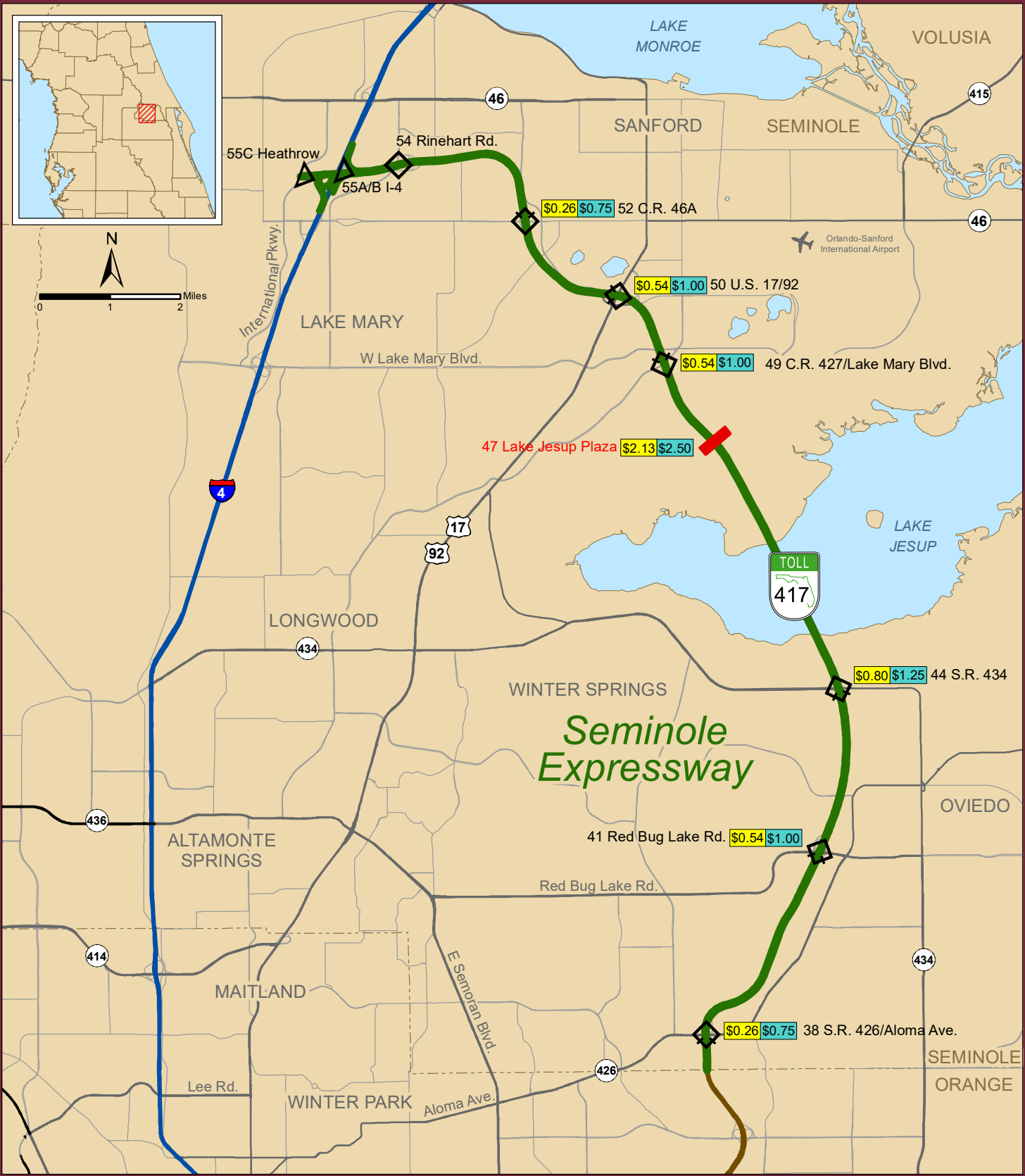


- SunPass® Toll Rate
- TOLL-BY-PLATE® Toll Rate
- Toll Plaza (All-Electronic)

- Interchange With Toll Collection
- Interchange With No Toll Collection
- Existing Turnpike System Facility, Sawgrass Expressway
- Existing Turnpike System Facility

- Interstate Highway
- Arterial
- Other Road
- County Boundary





Seminole Expressway (SR 417)

Figure 9



- \$0.00 SunPass® Toll Rate
- \$0.00 Cash Toll Rate
- Toll Plaza

- Interchange With Toll Collection
- Interchange With No Toll Collection
- Existing Turnpike System Facility, Seminole Expressway
- Interstate Highway

- Other Toll Road
- Arterial
- Other Road
- County Boundary



Sources: NAVTEQ/HERE 2017
Florida's Turnpike Enterprise 2018



Veterans Expressway (SR 589)

Figure 10



- \$0.00 SunPass® Toll Rate
- \$0.00 TOLL-BY-PLATE® Toll Rate
- Toll Plaza (All-Electronic)
- Interchange With Toll Collection

- Interchange With No Toll Collection
- Existing Turnpike System Facility, Veterans Expressway
- Existing Turnpike System Facility

- Interstate Highway
- Arterial
- Other Road
- County Boundary



Sources: NAVTEQ/HERE 2017
Florida's Turnpike Enterprise 2018



Southern Connector Extension (SR 417)

Figure 11



- \$0.00 SunPass® Toll Rate
- \$0.00 Cash Toll Rate
- Toll Plaza

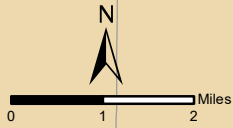
- Interchange With Toll Collection

- Interchange With No Toll Collection
- Existing Turnpike System Facility, Southern Connector Extension
- Existing Turnpike System Facility
- Interstate Highway

- Other Toll Road
- Arterial
- Other Road
- County Boundary



Sources: NAVTEQ/HERE 2017
Florida's Turnpike Enterprise 2018



Polk Parkway (SR 570)

Figure 12



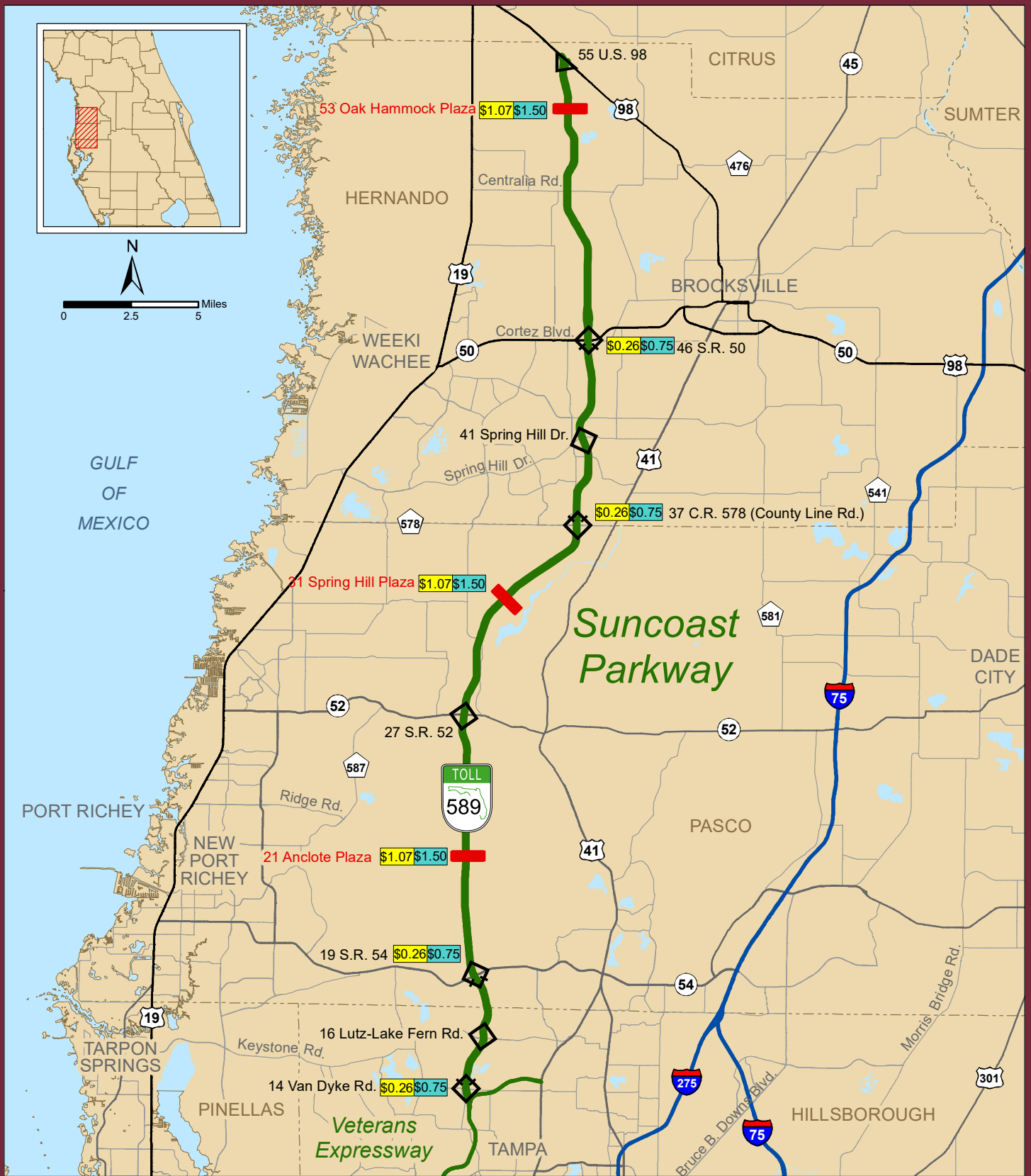
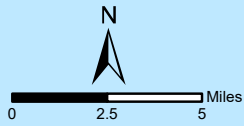
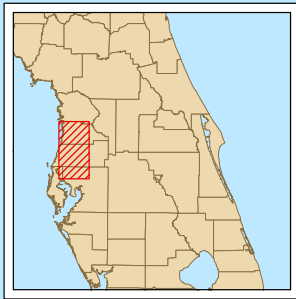
- \$0.00 SunPass® Toll Rate
- \$0.00 Cash Toll Rate
- \$0.00 TOLL-BY-PLATE® Toll Rate
- Toll Plaza

- Interchange With Toll Collection
- Interchange With No Toll Collection
- Existing Turnpike System Facility, Polk Parkway
- Interstate Highway

- Arterial
- Other Road
- County Boundary



Sources: NAVTEQ/HERE 2017
Florida's Turnpike Enterprise 2018



Suncoast Parkway (SR 589)

Figure 13



\$0.00 SunPass® Toll Rate
\$0.26 Cash Toll Rate

Red Box Toll Plaza
 Interchange With Toll Collection

◇ △ Interchange With No Toll Collection
 Existing Turnpike System Facility, Suncoast Parkway
 Existing Turnpike System Facility
 Interstate Highway

— Arterial
 — Other Road
 - - - County Boundary





Daniel Webster Western Beltway, Part C (SR 429)

Figure 14



\$0.00 SunPass® Toll Rate

\$0.00 Cash Toll Rate

Red Line Toll Plaza - Turnpike System

Purple Line Toll Plaza - CFX

Black Diamond Interchange With Toll Collection

White Diamond Interchange With No Toll Collection

Green Line Existing Turnpike System Facility, Western Beltway, Part C

Light Green Line Existing Turnpike System Facility

Brown Line Other Toll Road

Blue Line Interstate Highway

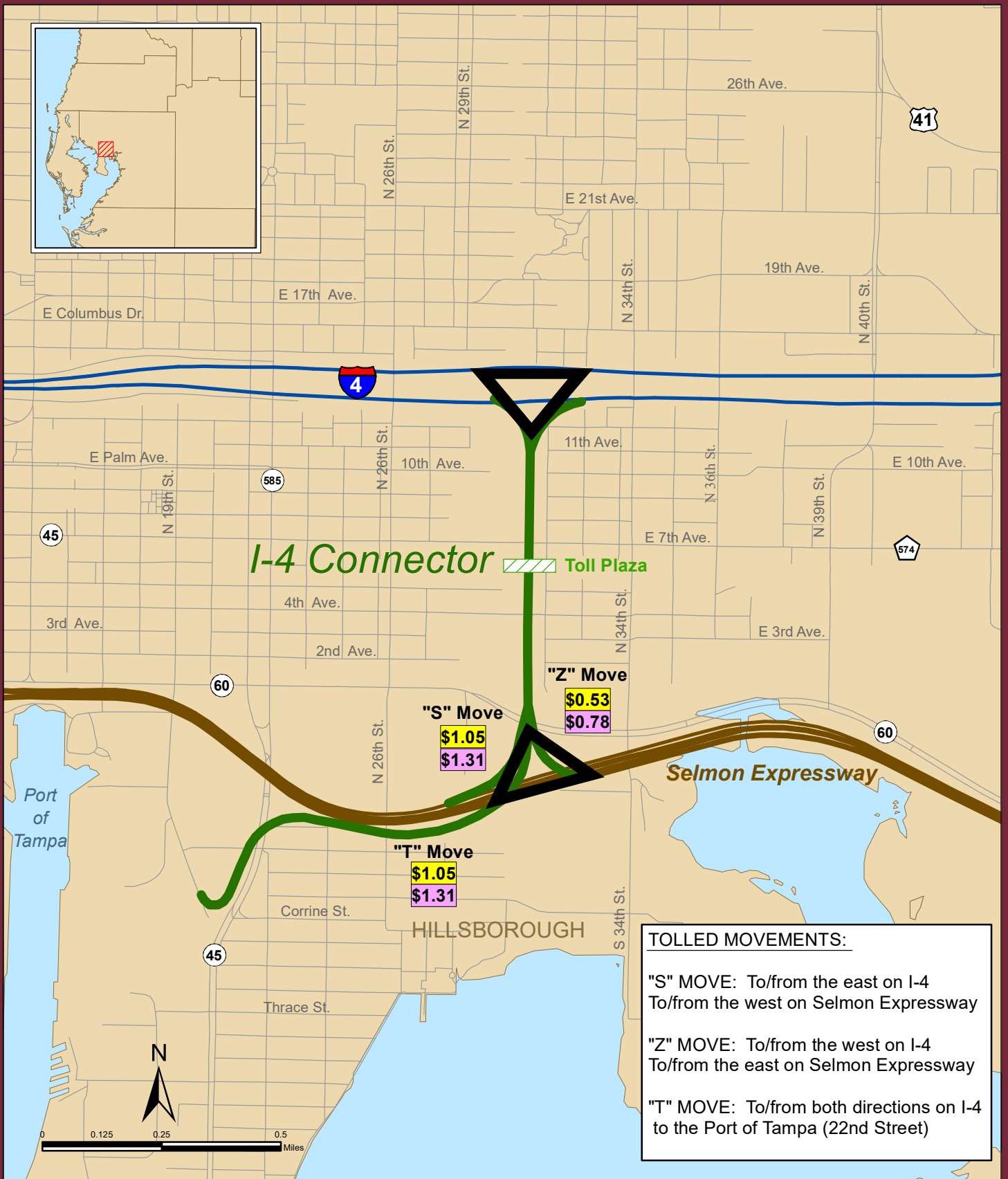
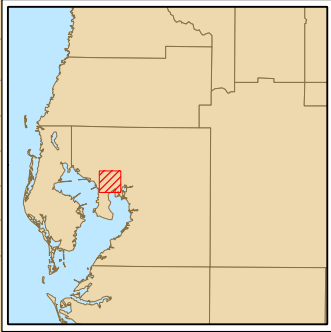
Grey Line Arterial

Light Grey Line Other Road

Dashed Line County Boundary



Sources: NAVTEQ/HERE 2017
Florida's Turnpike Enterprise 2018



I-4 Connector

Figure 15



SunPass® Toll Rate

TOLL-BY-PLATE® Toll Rate

Toll Plaza (All-Electronic)

I-4 Connector

Interchange With No Toll Collection

Interstate Highway

Other Toll Road

Arterial

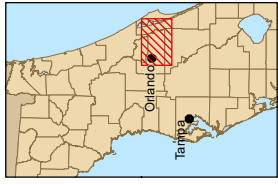
Other Road

Sources: NAVTEQ/HERE 2017
 Florida's Turnpike Enterprise 2018

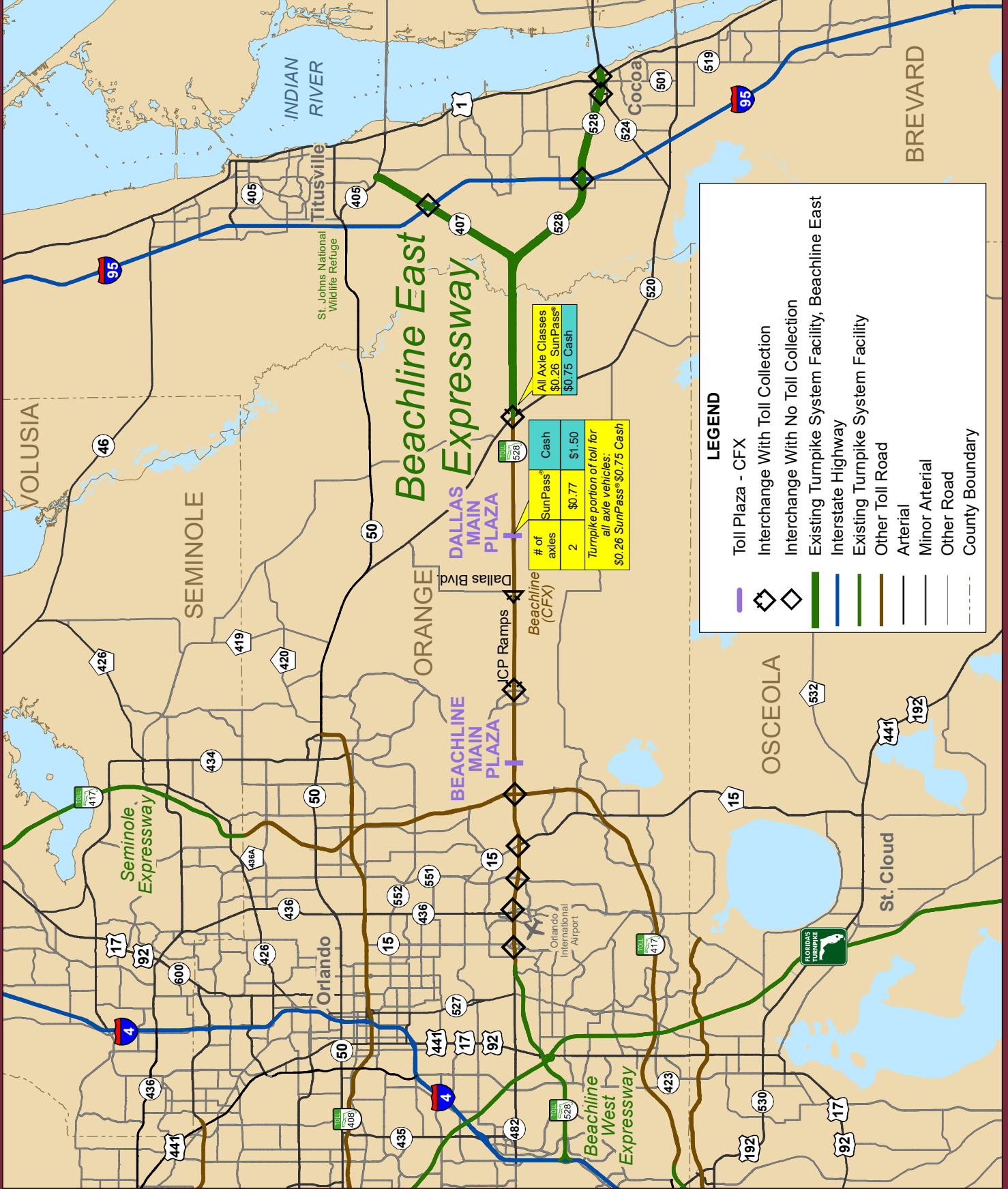


**Beachline East
Expressway
(SR 528)**

Figure 16



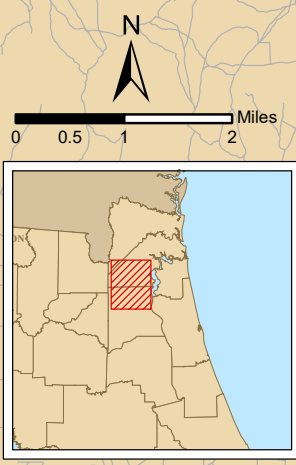
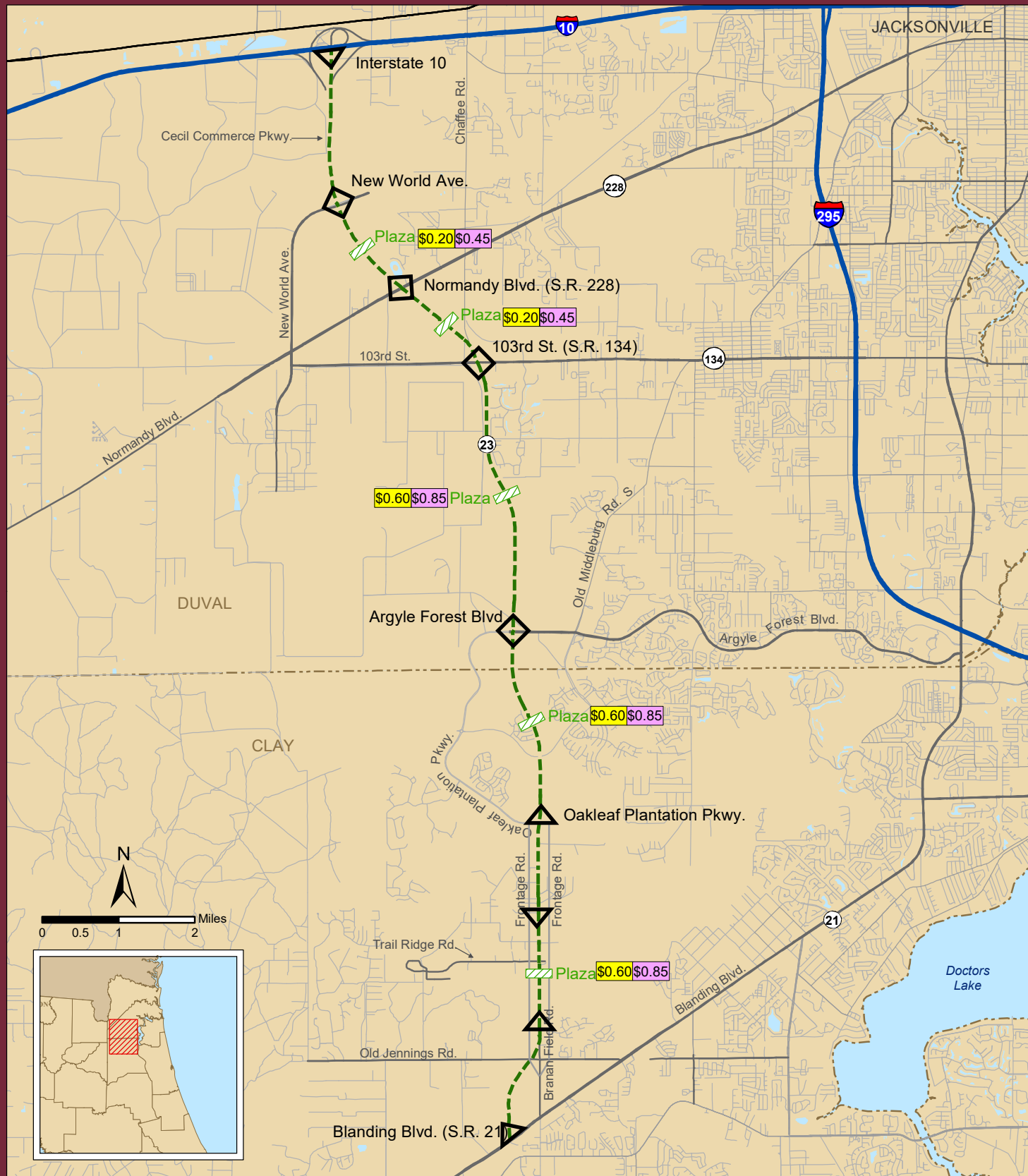
Sources:
NAVTEQ/HERE 2017
Florida's Turnpike
Enterprise, 2018



# of axles	2	SunPass [®] Cash	\$0.77	Cash	\$1.50
Turnpike portion of toll for all axle vehicles:					
SunPass [®]			\$0.26 Cash		
Cash			\$0.75 Cash		

LEGEND

- Toll Plaza - CFX
- Interchange With Toll Collection
- Interchange With No Toll Collection
- Existing Turnpike System Facility, Beachline East
- Interstate Highway
- Existing Turnpike System Facility
- Other Toll Road
- Arterial
- Minor Arterial
- Other Road
- County Boundary



First Coast Expressway (SR 23)

Figure 17



- \$0.00 SunPass® Toll Rate
- \$0.00 TOLL-BY-PLATE® Toll Rate
- Toll Plaza (All-Electronic)

- Interchange with No Toll Collection
- First Coast Expressway
- Interstate Highway

- Arterial
- Other Road
- County Boundary



Sources: NAVTEQ/HERE 2017
Florida's Turnpike Enterprise 2018