

**State of Florida**  
**Division of Bond Finance**

**Notice**

The following Official Statement does not constitute an offer to sell or the solicitation of an offer to buy bonds. It is marked with a dated date and speaks only as of that date, which may be prior to the date the Official Statement was posted on this website. The Division of Bond Finance undertakes no obligation to update any information included therein except for certain annual and periodic reports which may be found on the EMMA website of the Municipal Securities Rulemaking Board. This Official Statement may be removed from the website at any time. The information, estimates and expressions of opinion in the Official Statement are subject to change without notice and the posting of the Official Statement on this website does not imply that there has been no change in such information or the affairs of the State of Florida since the dated date of the Official Statement or date of posting such Official Statement.

## **Refunding Issue - Book- Entry Only**

This Official Statement has been prepared by the Division of Bond Finance to provide information about the 2019A Bonds. Selected information is presented on this cover page for the convenience of the reader. *To make an informed decision, a prospective investor should read this Official Statement in its entirety.* Unless otherwise indicated, capitalized terms have the meanings given in Appendices E, F and G.

**\$224,455,000**

### **STATE OF FLORIDA**

#### **Department of Transportation**

#### **Turnpike Revenue Refunding Bonds, Series 2019A**

**Dated:** Date of Delivery

**Due:** July 1, as shown on the inside cover

|   |  |
|---|--|
| <b>Bond Ratings</b>                     | AA (stable outlook) Fitch Ratings<br>Aa2 (stable outlook) Moody's Investors Service<br>AA (stable outlook) S&P Global Ratings  |
| <b>Tax Status</b>                       | In the opinion of Bond Counsel, interest on the 2019A Bonds is excluded from gross income for federal income tax purposes. Interest on the 2019A Bonds is not an item of tax preference for purposes of the federal alternative minimum tax imposed on individuals. The 2019A Bonds and the income therefrom are not subject to taxation under the laws of the State of Florida, except estate taxes and taxes under Chapter 220, Florida Statutes, on interest, income or profits on debt obligations owned by corporations, as defined therein. See "TAX MATTERS". |
| <b>Redemption</b>                       | The 2019A Bonds maturing on and after July 1, 2029 are subject to optional redemption as provided herein.  |
| <b>Security</b>                         | The 2019A Bonds are payable from Net Revenues of the Turnpike System, a reserve account and certain other funds held under the Resolution. <b>The 2019A Bonds are not a general obligation or indebtedness of the State of Florida, and the full faith and credit of the State of Florida is not pledged to payment of the 2019A Bonds.</b>  |
| <b>Lien Priority</b>                    | The lien of the 2019A Bonds on the Net Revenues is a first lien on such revenues and will be on a parity with the Outstanding Bonds previously issued to finance and refinance capital improvements to the Turnpike System. The aggregate principal amount of Bonds which will be outstanding subsequent to the issuance of the 2019A Bonds is \$2,724,045,000.  |
| <b>Additional Bonds</b>                 | Additional bonds payable on a parity with the 2019A Bonds and the Outstanding Bonds may be issued if historical and projected Net Revenues are at least 120% of debt service. This description of the requirements for the issuance of Additional Bonds is only a summary of the complete requirements. See "ADDITIONAL BONDS - Additional Parity Bonds" herein for more complete information.   |
| <b>Purpose</b>                          | Proceeds of the 2019A Bonds will be used to refund the outstanding State of Florida, Department of Transportation Turnpike Revenue Bonds, Series 2009B Build America Bonds (Federally Taxable-Issuer Subsidy), and to pay costs of issuance.   |
| <b>Interest Payment Dates</b>           | July 1 and January 1, commencing July 1, 2019.   |
| <b>Record Dates</b>                     | December 15 and June 15.   |
| <b>Form/Denomination</b>                | The 2019A Bonds will initially be registered in the name of Cede & Co., as nominee of The Depository Trust Company, New York, New York ("DTC"). Individual purchases will be made in book-entry form only through Direct Participants (defined herein) in denominations of \$1,000 and integral multiples thereof. Purchasers of the 2019A Bonds will not receive physical delivery of the 2019A Bonds.  |
| <b>Closing/Settlement</b>               | It is anticipated that the 2019A Bonds will be available for delivery through the facilities of DTC in New York, New York on February 21, 2019.  |
| <b>Bond Registrar/<br/>Paying Agent</b> | U.S. Bank Trust National Association, New York, New York.  |
| <b>Bond Counsel</b>                     | Greenberg Traurig, P.A., Miami, Florida.   |
| <b>Issuer Contact</b>                   | Division of Bond Finance (850) 488-4782, bond@sbafla.com   |
| <b>Maturity Structure</b>               | The 2019A Bonds will mature on the dates and bear interest at the rates set forth on the inside front cover.   |

January 9, 2019

## MATURITY STRUCTURE

| <u>Initial<br/>CUSIP</u> © | <u>Due Date</u> | <u>Principal<br/>Amount</u> | <u>Interest<br/>Rate</u> | <u>Price or<br/>Yield*</u> | <u>First Optional Redemption<br/>Date and Price</u> |
|----------------------------|-----------------|-----------------------------|--------------------------|----------------------------|---|
| 343137ED3                  | July 1, 2020    | \$5,915,000                 | 5.00%                    | 1.75%                      | -   |
| 343137EE1                  | July 1, 2021    | 7,385,000                   | 5.00                     | 1.79                       | -   |
| 343137EF8                  | July 1, 2022    | 7,745,000                   | 5.00                     | 1.85                       | -   |
| 343137EG6                  | July 1, 2023    | 8,125,000                   | 5.00                     | 1.91                       | -   |
| 343137EH4                  | July 1, 2024    | 8,515,000                   | 5.00                     | 2.00                       | -   |
| 343137EJ0                  | July 1, 2025    | 8,935,000                   | 5.00                     | 2.06                       | -   |
| 343137EK7                  | July 1, 2026    | 9,365,000                   | 5.00                     | 2.14                       | -   |
| 343137EL5                  | July 1, 2027    | 9,820,000                   | 5.00                     | 2.23                       | -   |
| 343137EM3                  | July 1, 2028    | 10,065,000                  | 5.00                     | 2.31                       | -   |
| 343137EN1                  | July 1, 2029**  | 10,565,000                  | 5.00                     | 2.41                       | July 1, 2028 @ 100%                                 |
| 343137EP6                  | July 1, 2030**  | 11,100,000                  | 5.00                     | 2.49                       | July 1, 2028 @ 100                                  |
| 343137EQ4                  | July 1, 2031**  | 11,650,000                  | 5.00                     | 2.56                       | July 1, 2028 @ 100                                  |
| 343137ER2                  | July 1, 2032**  | 12,230,000                  | 5.00                     | 2.62                       | July 1, 2028 @ 100                                  |
| 343137ES0                  | July 1, 2033**  | 12,845,000                  | 5.00                     | 2.68                       | July 1, 2028 @ 100                                  |
| 343137ET8                  | July 1, 2034**  | 13,490,000                  | 5.00                     | 2.74                       | July 1, 2028 @ 100                                  |
| 343137EU5                  | July 1, 2035**  | 14,160,000                  | 4.00                     | 3.25                       | July 1, 2028 @ 100                                  |
| 343137EV3                  | July 1, 2036**  | 14,730,000                  | 4.00                     | 3.31                       | July 1, 2028 @ 100                                  |
| 343137EW1                  | July 1, 2037**  | 15,320,000                  | 4.00                     | 3.43                       | July 1, 2028 @ 100                                  |
| 343137EX9                  | July 1, 2038**  | 15,930,000                  | 4.00                     | 3.48                       | July 1, 2028 @ 100                                  |
| 343137EY7                  | July 1, 2039**  | 16,565,000                  | 4.00                     | 3.53                       | July 1, 2028 @ 100                                  |

\* Price and yield information provided by the underwriter.

\*\* The yield on these maturities are calculated to a 100% call on July 1, 2028.

The State of Florida has not authorized any dealer, broker, salesman or other person to give any information or to make any representations, other than those contained in this Official Statement, and if given or made, such other information or representations must not be relied on. Certain information herein has been obtained from sources other than records of the State of Florida which are believed to be reliable. The information and expressions of opinion herein are subject to change without notice, and neither the delivery of this Official Statement nor any sale made hereunder will, under any circumstances, create any implication that there has been no change in the affairs of the State of Florida since the date hereof. This Official Statement does not constitute an offer to sell or the solicitation of an offer to buy, nor will there be any sale of the 2019A Bonds by any person in any jurisdiction in which it is unlawful for such person to make such an offer, solicitation or sale.

---

**STATE OFFICIALS  
GOVERNING BOARD OF THE DIVISION OF BOND FINANCE**

**GOVERNOR**  
RON DESANTIS  
*Chairman*

**ATTORNEY GENERAL**  
ASHLEY MOODY  
*Secretary*

**CHIEF FINANCIAL OFFICER**  
JIMMY PATRONIS  
*Treasurer*

**COMMISSIONER OF AGRICULTURE**  
NIKKI FRIED

---

**J. BEN WATKINS III**  
Director  
Division of Bond Finance

**ERIK R. FENNIMAN**  
Interim Secretary  
Department of Transportation

**ASHBEL C. WILLIAMS**  
Executive Director and CIO  
State Board of Administration

---

**CONSULTANTS TO THE STATE OF FLORIDA**

**AECOM Technical Services, Inc.**  
Traffic Engineers  
New York, New York

**ATKINS and HNTB**  
General Consulting Engineers  
Orlando, Florida

---

**BOND COUNSEL**

**Greenberg Traurig, P.A.**  
Miami, Florida

(This page intentionally left blank)

## TABLE OF CONTENTS

|  | <u>Page</u> |
|--|-------------|
| INTRODUCTION.....  | 1           |
| AUTHORITY FOR THE ISSUANCE OF THE 2019A BONDS.....                                       | 2           |
| General Legal Authority .....  | 2           |
| Division of Bond Finance .....   | 2           |
| State Board of Administration of Florida .....   | 2           |
| Department of Transportation.....  | 2           |
| Florida Turnpike Enterprise.....   | 2           |
| Administrative Approval .....  | 3           |
| DESCRIPTION OF THE 2019A BONDS.....  | 3           |
| REDEMPTION PROVISIONS.....   | 3           |
| Optional Redemption.....   | 3           |
| Notice of Redemption.....  | 3           |
| THE REFUNDING PROGRAM.....   | 4           |
| Sources and Uses of Funds .....  | 4           |
| Application of the 2019A Bond Proceeds .....   | 4           |
| SECURITY FOR THE 2019A BONDS .....   | 5           |
| Pledge of Revenues.....  | 5           |
| Debt Service Reserve Account .....   | 5           |
| Outstanding Parity Bonds .....   | 6           |
| SPRINGING AMENDMENT TO THE AUTHORIZING RESOLUTION .....                                  | 6           |
| ADDITIONAL BONDS .....   | 6           |
| Additional Parity Bonds .....  | 6           |
| Turnpike Debt Management Policy .....  | 7           |
| Junior Lien Obligations .....  | 7           |
| Planned Near-Term Bond Issues .....  | 8           |
| FLOW OF FUNDS .....  | 8           |
| Payment of Costs of Operation and Maintenance from State Transportation Trust Fund ..... | 8           |
| Application of Revenues.....   | 10          |
| TOLLS .....  | 10          |
| Covenant.....  | 10          |
| Toll Rate Adjustments and Collection.....  | 11          |
| Supermajority Vote for Legislation Increasing Taxes or Fees.....                         | 11          |
| Historical Revenue .....   | 11          |
| SunPass Upgrade and Collection Impacts .....   | 13          |
| THE TURNPIKE SYSTEM.....   | 14          |
| Existing Turnpike System.....  | 14          |
| Projects .....   | 14          |
| Ongoing Maintenance and Other Improvements .....   | 14          |
| Project Development Process .....  | 15          |
| Insurance on Turnpike System .....   | 15          |
| Competing Facilities.....  | 15          |
| TURNPIKE SYSTEM FINANCIAL DATA .....   | 16          |
| Historical Summary of Net Position Data .....  | 17          |
| Historical Summary of Revenues, Expenses and Changes in Net Position .....               | 18          |
| Discussion of Results of Operations and Management Analysis.....                         | 19          |
| Historical Summary of Revenues, Expenses and Debt Service Coverage.....                  | 20          |
| Projected Revenue, Expense and Debt Service Coverage .....                               | 21          |
| Impact of Hurricane Irma .....   | 22          |
| Impact of Hurricane Michael.....   | 22          |
| SCHEDULE OF DEBT SERVICE.....  | 23          |
| PROVISIONS OF STATE LAW.....   | 23          |
| Bonds Legal Investment for Fiduciaries.....  | 23          |
| Negotiability .....  | 23          |
| TAX MATTERS .....  | 24          |
| The 2019A Bonds – Federal Tax Treatment.....   | 24          |
| Original Issue Premium .....   | 24          |
| State Taxes.....   | 24          |
| INDEPENDENT AUDITORS .....   | 25          |
| MISCELLANEOUS .....  | 25          |
| Investment of Funds .....  | 25          |
| Bond Ratings .....   | 26          |

|   |    |
|---|----|
| Verification of Mathematical Calculations ..... | 27 |
| Environmental Risk Factors .....                | 27 |
| Litigation .....                                | 27 |
| Legal Matters .....                             | 27 |
| Continuing Disclosure .....                     | 27 |
| Underwriting .....                              | 27 |
| Execution of Official Statement .....           | 28 |

|   | <u>Page</u> |
|---|-------------|
| APPENDIX A - Traffic and Earnings Report .....  | A-1         |
| APPENDIX B - [Reserved] .....   | B-1         |
| APPENDIX C - Audited Financial Statements of Florida's Turnpike System for Fiscal Years 2018 and 2017 ..... | C-1         |
| APPENDIX D - Certification of Covenant to Pay Costs of Operation and Maintenance .....                      | D-1         |
| APPENDIX E - Authorizing Resolution, as Restated on May 17, 2005 .....                                      | E-1         |
| APPENDIX F - Forty-eighth Supplemental Turnpike Revenue Bond Resolution .....                               | F-1         |
| APPENDIX G - Forty-ninth Supplemental Turnpike Revenue Bond Resolution .....                                | G-1         |
| APPENDIX H - Form of Approving Opinion of Bond Counsel .....  | H-1         |
| APPENDIX I - Form of Continuing Disclosure Agreement .....  | I-1         |
| APPENDIX J - Provisions for Book-Entry Only System or Registered Bonds .....                                | J-1         |

## OFFICIAL STATEMENT

**Relating to  
\$224,455,000  
STATE OF FLORIDA  
Department of Transportation  
Turnpike Revenue Refunding Bonds, Series 2019A**

*For definitions of capitalized terms not defined in the text hereof, see Appendices E, F and G.*

### INTRODUCTION

This Official Statement sets forth information relating to the sale and issuance of the \$224,455,000 State of Florida, Department of Transportation Turnpike Revenue Refunding Bonds, Series 2019A (the "2019A Bonds"), dated the date of delivery thereof, by the Division of Bond Finance of the State Board of Administration of Florida (the "Division of Bond Finance").

Proceeds of the 2019A Bonds will be used to refund the outstanding State of Florida, Department of Transportation Turnpike Revenue Bonds, Series 2009B Build America Bonds (Federally Taxable-Issuer Subsidy), and to pay costs of issuance. See "THE REFUNDING PROGRAM" below for more detailed information.

The 2019A Bonds will be solely payable from the Net Revenues of the Turnpike System. The lien of the 2019A Bonds on the Net Revenues is on a parity with certain Turnpike Revenue Bonds issued since 2007. The aggregate principal amount of Bonds which will be outstanding subsequent to the issuance of the 2019A Bonds is \$2,724,045,000. **The 2019A Bonds are not secured by the full faith and credit of the State of Florida.**

Requests for additional information may be made to:

Division of Bond Finance  
Phone: (850) 488-4782  
Fax: (850) 413-1315  
E-mail: [bond@sbafla.com](mailto:bond@sbafla.com)  
Mail: P. O. Box 13300  
Tallahassee, Florida 32317-3300

This Official Statement speaks only as of its date, and the information contained herein is subject to change. Any statements made in this Official Statement which involve opinions or estimates, whether or not expressly stated, are set forth as such and not as representations of fact. No representation is made that any of the opinions or estimates will be realized. To make an informed decision, a full review should be made of the entire Official Statement. The descriptions of the 2019A Bonds and the documents authorizing and securing the same do not purport to be comprehensive or definitive. All references to and descriptions of such documents are qualified by reference to the actual documents. Copies of such documents may be obtained from the Division of Bond Finance.

*End of Introduction*



## **AUTHORITY FOR THE ISSUANCE OF THE 2019A BONDS**

### **General Legal Authority**

The 2019A Bonds are being issued by the Division of Bond Finance on behalf of the Florida Department of Transportation (the “Department” or “FDOT”) pursuant to Article VII, Section 11(d) of the Florida Constitution, the State Bond Act, the Florida Turnpike Enterprise Law (Sections 338.22 - 338.241, Florida Statutes), and other applicable provisions of law. Article VII, Section 11(d), of the Florida Constitution provides that revenue bonds payable solely from funds derived directly from sources other than State tax revenues may be issued by the State of Florida or its agencies, without a vote of the electors, to finance or refinance capital projects. Sections 215.59(2) and 215.79, Florida Statutes, authorize the issuance of revenue bonds and the refunding of such bonds by the Division of Bond Finance pursuant to Article VII, Section 11(d), of the Florida Constitution.

### **Division of Bond Finance**

The Division of Bond Finance, a public body corporate created pursuant to the State Bond Act, is authorized to issue bonds on behalf of the State or its agencies. The Governing Board of the Division of Bond Finance (the “Governing Board”) is composed of the Governor, as Chairman, and the Cabinet of the State of Florida, consisting of the Attorney General as Secretary, the Chief Financial Officer as Treasurer and the Commissioner of Agriculture. The Director of the Division of Bond Finance may serve as an assistant secretary of the Governing Board.

### **State Board of Administration of Florida**

The State Board of Administration of Florida (the “Board of Administration”) was created under Article IV, Section 4, of the Constitution of the State of Florida, as revised in 1968 and subsequently amended, and succeeds to all the power, control and authority of the state board of administration established pursuant to Article IX, Section 16, of the Constitution of the State of Florida of 1885. It will continue as a body at least for the life of Article XII, Section 9(c) of the Florida Constitution. The Board of Administration is composed of the Governor, as Chairman, the Chief Financial Officer and the Attorney General. Under the State Bond Act, the Board of Administration determines the fiscal sufficiency of all bonds proposed to be issued by the State of Florida or its agencies. The Board of Administration also acts as the fiscal agent of the Department in administering the Revenue Fund, the Sinking Fund, and the Rebate Fund.

### **Department of Transportation**

The Department operates under the Florida Transportation Code, which includes the Florida Turnpike Enterprise Law. The head of the Department is the Secretary of Transportation, nominated by the Florida Transportation Commission, appointed by the Governor and confirmed by the State Senate. Erik R. Fenniman was appointed as interim Secretary of Transportation in November 2018.

The Department is a decentralized agency, with a Central Office, seven District Offices, the Turnpike Enterprise and the Rail Enterprise. Each of the District Secretaries and the Executive Director of the Turnpike Enterprise sit on the Executive Board of the Department. The Florida Turnpike Enterprise Law authorizes the Department to acquire, construct, maintain and operate the Turnpike System.

### **Florida Turnpike Enterprise**

Some of the original portions of the Turnpike System were constructed and managed by the Florida State Turnpike Authority created in 1953. In 1969, the Department succeeded to all the powers, properties and assets of the Florida State Turnpike Authority. In 1994, the Turnpike District, one of eight Department District Offices, was created to manage the Turnpike System.

Chapter 2002-20, Laws of Florida, reorganized the Turnpike District into the Florida Turnpike Enterprise (the “Enterprise”). The legislation provided the Turnpike System with autonomy and flexibility to pursue innovations and best practices found in the private sector and to apply those to the Turnpike System, which remains an asset of the Department.

In addition to providing additional flexibility in project delivery and enhanced revenue opportunities, Chapter 2002-20, Laws of Florida, authorized the incorporation of the Department’s Office of Toll Operations into the Enterprise. The Enterprise collects Tolls for the Turnpike System as well as six Department-owned facilities and two Department-operated facilities.

The Turnpike System operates as an Enterprise within the Department. The Enterprise is organized into six functional program areas as follows:

| <u>Program Area</u>                                      | <u>Office</u>                            |
|--|--|
| Finance, Procurement, Business Development & Concessions | Chief Financial Officer                  |
| Production and Planning                                  | Director of Transportation Development   |
| Highway Operations, Construction, and Maintenance        | Director of Transportation Operations    |
| Communications and Marketing                             | Director of Communications and Marketing |
| Administration   | Director of Administration               |
| Toll Systems and Customer Toll Operations                | Director of Toll Systems                 |

### **Administrative Approval**

The Department, by a resolution dated November 30, 2018, requested the Division of Bond Finance to issue the 2019A Bonds. The Governing Board authorized the issuance and sale of the 2019A Bonds by a resolution adopted on October 25, 1988, as amended and restated on May 17, 2005 (the “Authorizing Resolution”), a copy of which is attached hereto as Appendix E, and as supplemented by a resolution adopted on December 4, 2018, a copy of which is attached hereto as Appendix G. A resolution amending the Authorizing Resolution, a copy of which is attached hereto as Appendix F, was adopted by the Governing Board on December 4, 2018. See “SPRINGING AMENDMENT TO THE AUTHORIZING RESOLUTION” herein for more information about the amendment. The Board of Administration approved the fiscal sufficiency of the 2019A Bonds by a resolution adopted on December 4, 2018.

### **DESCRIPTION OF THE 2019A BONDS**

The 2019A Bonds and the interest payable thereon are obligations of the Department, secured by and payable solely from a first lien pledge of the Net Revenues of the Turnpike System on a parity with the previously issued 2006A through 2018A Bonds.

The 2019A Bonds are being issued as fully registered bonds in the denomination of \$1,000 or integral multiples thereof. The 2019A Bonds are payable from the Net Revenues as described herein. The 2019A Bonds will be dated the date of delivery thereof and will mature as set forth on the inside front cover. Interest is payable on July 1, 2019, for the period from the date of delivery thereof, to July 1, 2019, and semiannually thereafter on January 1 and July 1 of each year, until maturity or redemption.

The 2019A Bonds will initially be issued exclusively in “book-entry” form. Ownership of one 2019A Bond for each maturity (as set forth on the inside front cover), each in the aggregate principal amount of such maturity, will be initially registered in the name of “Cede & Co.” as registered owner and nominee for The Depository Trust Company, New York, New York (“DTC”), which will act as securities depository for the 2019A Bonds. Individual purchases of the 2019A Bonds will be made in book-entry form only, and the purchasers will not receive physical delivery of the 2019A Bonds or any certificate representing their beneficial ownership interest in the 2019A Bonds. See Appendix J, “Provisions for Book-Entry Only System or Registered Bonds” for a description of DTC, certain responsibilities of DTC, the Department and the Bond Registrar/Paying Agent, and the provisions for registration and registration for transfer of the 2019A Bonds if the book-entry only system of registration is discontinued.

### **REDEMPTION PROVISIONS**

#### **Optional Redemption**

The 2019A Bonds maturing in the years 2020 through 2028 are not redeemable prior to their stated dates of maturity. The 2019A Bonds maturing in 2029 and thereafter are redeemable prior to their stated dates of maturity, at the option of the Division of Bond Finance, (i) in part, by maturities to be selected by the Division of Bond Finance, and by lot within a maturity if less than an entire maturity is to be redeemed, or (ii) as a whole, on July 1, 2028, or on any date thereafter, at the principal amount of the 2019A Bonds so redeemed, together with interest accrued to the date of redemption.

#### **Notice of Redemption**

Notices of redemption of 2019A Bonds or portions thereof will be mailed at least 30 days prior to the date of redemption to Registered Owners of record as of 45 days prior to the date of redemption. Such notices of redemption will specify the serial numbers of the 2019A Bonds to be redeemed, if less than all, the redemption price, the date fixed for redemption, and the place for presentation, and will state that interest on the 2019A Bonds called for redemption will cease to accrue upon the redemption date.

Failure to give any required notice of redemption as to any particular 2019A Bonds will not affect the validity of the call for redemption of any 2019A Bonds in respect of which no such failure has occurred. Any notice mailed as provided in the Resolution will be conclusively presumed to have been given, whether or not the Registered Owner receives the notice.

**THE REFUNDING PROGRAM**

A portion of the proceeds derived from the sale of the 2019A Bonds, together with other legally available moneys, will be used to refund the State of Florida, Department of Transportation Turnpike Revenue Bonds, Series 2009B Build America Bonds (Federally Taxable-Issuer Subsidy), maturing in the years 2025 and 2039, in the outstanding principal amount of \$255,000,000 (the "Refunded Bonds"). This refunding is being effectuated to achieve debt service savings.

Simultaneously with the delivery of the 2019A Bonds, the Department will cause to be deposited a portion of the proceeds of the 2019A Bonds, along with other legally available moneys, into an irrevocable escrow account (the "Escrow Deposit Trust Fund") under an Escrow Deposit Agreement to be entered into among the Department, the Division of Bond Finance, and the Board of Administration (the "Escrow Agent").

The Escrow Agent will invest those proceeds in direct obligations of, or obligations the principal of and interest on which are unconditionally guaranteed by, the United States of America (the "Federal Obligations") or other legally authorized investments. Additionally, the Division of Bond Finance will direct the Board of Administration to release a portion of the moneys currently held in the Debt Service Reserve Account for the redemption of the Refunded Bonds and apply them at the same time and in the same manner as the proceeds of the 2019A Bonds are applied for such purpose.

The escrow will be funded in an amount which, together with interest thereon, will be sufficient to make all payments with respect to the Refunded Bonds. The Refunded Bonds will be considered to be legally as well as economically defeased, will no longer have any claim upon the Net Revenues of the Turnpike System and will have a claim only upon the Escrow Deposit Trust Fund. The defeasance of the Refunded Bonds will cause a reissuance and the Refunded Bonds will no longer be eligible for subsidy payments after the closing date.

The Refunded Bonds will be called for redemption on July 1, 2019 (by separate redemption notice) at a redemption price equal to the principal amount thereof plus interest due thereon through the redemption date.

No funds held in the Escrow Deposit Trust Fund will be available to pay debt service on the 2019A Bonds.

**Sources and Uses of Funds**

Sources:

|                                   |                      |
|-----------------------------------|----------------------|
| Par Amount of 2019A Bonds .....   | \$224,455,000        |
| Plus Original Issue Premium ..... | 29,566,917           |
| Sinking Fund Accrual. ....        | 2,830,000            |
| Excess Reserve Funds.....         | <u>4,993,434</u>     |
| Total Sources .....               | <u>\$261,845,351</u> |

Uses:

|  |                      |
|--|----------------------|
| Deposit to Escrow Deposit Trust Fund. .... | \$261,190,438        |
| Underwriter's Discount. ....               | 379,329              |
| Costs of Issuance .....                    | <u>275,584</u>       |
| Total Uses .....                           | <u>\$261,845,351</u> |

**Application of the 2019A Bond Proceeds**

Upon receipt of the proceeds of the 2019A Bonds, the Department of Transportation will transfer and apply such proceeds as follows:

- (A) The accrued interest, if any, on the 2019A Bonds will be transferred to the Board of Administration and deposited in the Sinking Fund created by the Resolution.
- (B) The amount necessary to pay all costs and expenses of the Division of Bond Finance in connection with the preparation, sale and issuance of the 2019A Bonds, including a reasonable charge for the services of the Division of Bond Finance, will be transferred to the Division of Bond Finance to be deposited in the Bond Fee Trust Fund and the Arbitrage Compliance Trust Fund pursuant to written instructions at the delivery of the 2019A Bonds, unless such amount will be provided from another legally available source.
- (C) All remaining proceeds will be transferred to the Board of Administration for deposit into a trust fund, to be known as the "State of Florida, Department of Transportation Turnpike Revenue Refunding Bonds, Series 2019A Escrow Deposit Trust Fund." After the redemption of the Refunded Bonds, any excess proceeds not used for such purpose will be transferred to the Sinking Fund and shall be used for any purpose for which moneys may be legally used from such fund (including the payment of debt service).

## SECURITY FOR THE 2019A BONDS

### Pledge of Revenues

The 2019A Bonds will be secured by a pledge of and a first lien on, and will be payable solely from, the Net Revenues of the Turnpike System on a parity with the previously issued 2006A through 2018A Bonds (the “Outstanding Bonds”) and any Additional Bonds hereafter issued on a parity therewith pursuant to the Resolution. See “ADDITIONAL BONDS” below. The aggregate principal amount of Bonds which will be outstanding subsequent to the issuance of the 2019A Bonds is \$2,724,045,000. The 2019A Bonds are also secured by a subaccount in the Debt Service Reserve Account which also secures the Outstanding Bonds.

The Resolution, which was originally adopted in 1988, defines Net Revenues as the revenues derived from the operation of the Turnpike System after deducting the Cost of Operation and Cost of Maintenance. Pursuant to legislation adopted in 1997, the Department covenanted on August 21, 1997, to pay all costs of operation and maintenance of the Turnpike System from the State Transportation Trust Fund (“STTF”), in effect making 100% of the Turnpike System Gross Revenues available for debt service. The costs of operation and maintenance paid from the STTF are to be reimbursed from the Turnpike General Reserve Fund only after provision has been made for payment of debt service and other amounts required with respect to Turnpike Revenue Bonds. See “FLOW OF FUNDS - Payment of Costs of Operation and Maintenance from State Transportation Trust Fund,” “FLOW OF FUNDS - Application of Revenues,” and “TOLLS - Covenant” below. The 2019A Bonds are “revenue bonds” within the meaning of Article VII, Section 11(d), of the Florida Constitution, and are payable solely from funds derived directly from sources other than State tax revenues.

**The 2019A Bonds do not constitute a general obligation or indebtedness of the State of Florida or any of its agencies or political subdivisions and will not be a debt of the State of Florida or of any agency or political subdivision thereof, and the full faith and credit of the State is not pledged to the payment of the principal of, premium, if any, or interest on the 2019A Bonds. The issuance of the 2019A Bonds does not, directly or indirectly or contingently, obligate the State of Florida to use State funds, other than the Net Revenues, to levy or to pledge any form of taxation whatsoever or to make any appropriation for payment of the principal of, premium, if any, or interest on the 2019A Bonds.**

### Debt Service Reserve Account

*Generally* - The Division of Bond Finance may establish multiple subaccounts in the Debt Service Reserve Account for one or more Series of Bonds, each of which is available to cure deficiencies in the Sinking Fund only with respect to the Series of Bonds for which such subaccount is established. The Debt Service Reserve Requirement for each subaccount in the Debt Service Reserve Account is the lowest of:

- (i) 125% of the average Annual Debt Service Requirement for the then current and succeeding fiscal years;
- (ii) Maximum Annual Debt Service;
- (iii) 10% of the aggregate of the original proceeds received from the initial sale of all Outstanding Bonds; or
- (iv) the maximum debt service reserve permitted with respect to Tax-Exempt obligations under the U.S. Internal Revenue Code, as amended,

with respect to the Bonds for which such subaccount has been funded. The Resolution provides that one or more Reserve Account Credit Facilities may be deposited in the Debt Service Reserve Account in lieu of funding it with cash.

Moneys in the Debt Service Reserve Account may be used only for deposit into the Interest Account, Principal Account and Bond Amortization Account when the other moneys available for such purpose are insufficient therefor.

*The 2019A Bonds* - The 2019A Bonds will be secured by the subaccount in the Debt Service Reserve Account that also secures the 2006A through 2018A Bonds (the “Subaccount”). The Subaccount is funded by cash and US Treasury investments in the amount of \$174,706,922, which represents 125% of the average Annual Debt Service Requirement for the current and succeeding fiscal years on the Outstanding Bonds. See “SPRINGING AMENDMENT TO THE AUTHORIZING RESOLUTION” herein for future changes to the Debt Service Reserve Requirement. No bond proceeds will be required to fund the Debt Service Reserve Requirement. As a result of the refunding of the Refunded Bonds and reduction in the Annual Debt Service Requirement, the Debt Service Reserve Requirement will be reduced by \$4,993,434. Those excess funds will be withdrawn from the Debt Service Reserve Account and deposited to the Escrow Deposit Trust Fund.

The Subaccount is also funded by debt service surety bonds totaling \$190,879,187 issued by: Ambac Assurance Corporation (“Ambac”) in the amount of \$84,763,631; MBIA Insurance Corporation (“MBIA”) in the amount of \$59,394,551; Assured Guaranty Municipal Corp. (“AG Muni”, formerly Financial Security Assurance, Inc.) in the amount of \$24,574,400; and Financial Guaranty Insurance Company (“FGIC”) in the amount of \$22,146,605. As a result of downgrades of these insurers, the Turnpike was required to provide additional reserve funding. The Subaccount is now fully funded with cash and US Treasury investments.

See "MISCELLANEOUS - Bond Ratings" below for a discussion of potential and actual rating agency actions with respect to various insurance companies, including Ambac, MBIA, AG Muni and FGIC.

If more than one Reserve Account Credit Facility is deposited into a subaccount in the Debt Service Reserve Account, the Resolution provides that drawings thereunder will be made on a pro rata basis, calculated by reference to the maximum amounts available thereunder. If a disbursement is made under a Reserve Account Credit Facility, the Department is obligated to either reinstate such instrument immediately following such disbursement to the amount required to be maintained in the Debt Service Reserve Account or to deposit into the applicable subaccount in the Debt Service Reserve Account funds in the amount of the disbursement made under the surety bonds, or a combination of such alternatives as will equal the amount required to be maintained.

### **Outstanding Parity Bonds**

The Division of Bond Finance has issued several series of Department of Transportation Turnpike Revenue and Revenue Refunding Bonds which, subsequent to the issuance of the 2019A Bonds, which will be outstanding in the aggregate principal amount of \$2,724,045,000. The 2019A Bonds are payable from the Net Revenues. The 2019A Bonds are secured by a lien on the Net Revenues on a parity with the Outstanding Bonds. See "ADDITIONAL BONDS" below.

### **SPRINGING AMENDMENT TO THE AUTHORIZING RESOLUTION**

The Turnpike seeks to amend the definition of "Debt Service Reserve Requirement" in the Authorizing Resolution which would become effective in the future, in accordance with Section 7.03 of the Authorizing Resolution, upon receipt of the written consent of the Holders of more than fifty percent in principal amount of the Bonds then Outstanding. Initial Registered Owners of the 2019A Bonds, by acceptance of the 2019A Bonds, will be deemed to have expressly and irrevocably consented to this amendment in writing. The amount of Bonds that may be issued by the Turnpike in the future and the timing of such issuances will determine when the amendment becomes effective.

The effect of the amendment would be to permit the issuance of Bonds without a Debt Service Reserve Account and the removal of the Debt Service Reserve Requirement funded for the 2019A Bonds upon receipt of written consent of more than fifty percent in principal amount of the Bonds then Outstanding. By acceptance of the 2019A Bonds, the Initial Registered Owners of the 2019A Bonds consent in writing to the reduction of the Debt Service Reserve Requirement for the 2019A Bonds to zero upon the effectiveness of the amendment, at which time the Registered Owners of 2019A Bonds would no longer have any claim on any subaccount in the Debt Service Reserve Account. The Forty-eighth Supplemental Resolution setting forth the springing amendment is attached hereto as Appendix F.

### **ADDITIONAL BONDS**

#### **Additional Parity Bonds**

The Division of Bond Finance may issue Additional Bonds payable from Net Revenues on a parity with the Outstanding Bonds and the 2019A Bonds, for the purpose of financing the cost of construction or acquisition of Turnpike Projects, or for the purpose of refunding Bonds, but only under the following terms, limitations, and conditions:

- (a) The Board of Administration must approve the fiscal sufficiency of the Additional Bonds prior to the sale thereof;
- (b) Sufficient Revenues will have been collected and transferred to the Board of Administration to make all prior and current payments under the Resolution, and neither the Division of Bond Finance nor the Department will be in default thereunder;
- (c) All principal of and interest on Bonds which became due on or prior to the date of delivery of the Additional Bonds must be paid;
- (d) A certificate must be filed with the Board of Administration and the Division of Bond Finance signed by an Authorized Officer of the Department setting forth the amount of Net Revenues collected during the immediately preceding fiscal year or any 12 consecutive months selected by the Department out of the 15 months immediately preceding the date of such certificate;
- (e) A certificate must be filed with the Board of Administration and the Division of Bond Finance by the Traffic Engineer stating the estimate of the amount of Net Revenues to be collected during the current fiscal year and each fiscal year thereafter, to and including the third complete fiscal year after the Consulting Engineer's estimated date for completion and placing in operation of the Turnpike Projects to be financed by the proposed Additional Bonds, taking into account any revisions to be effective during such period of the Tolls and other income in connection with the operation of the Florida Turnpike;

(f) Determinations must be made by both the Board of Administration and the Division of Bond Finance that:

- (1) the amount shown by the certificate described in paragraph (d) are not less than 120% of the amount of the Annual Debt Service Requirement for the current fiscal year on account of all Bonds then Outstanding;
- (2) the amount shown by the certificate described in paragraph (e) for the current fiscal year and for each fiscal year to and including the first complete fiscal year after the Consulting Engineer's estimated date for completion and placing in operation of the Turnpike Projects to be financed by the proposed Additional Bonds are not less than 120% of the Annual Debt Service Requirement for each such fiscal year on account of all Bonds then Outstanding and the proposed Additional Bonds; and
- (3) the amount shown by the certificate described in paragraph (e) for each of the three complete fiscal years after the Consulting Engineer's estimated date for completion and placing in operation of the Turnpike Projects to be financed by the proposed Additional Bonds are not less than 120% of the Maximum Annual Debt Service for each such fiscal year on account of all Bonds then Outstanding and the proposed Additional Bonds.

The debt service requirement of Bonds to be refunded and defeased from the proceeds of the proposed Additional Bonds is not to be taken into account in making such determinations. Refunding bonds issued for a net debt service savings in each fiscal year are exempt from the provisions of (d), (e), and (f) above.

### **Turnpike Debt Management Policy**

The Department has established debt management guidelines for the Turnpike System designed to assure a sound financial decision making process and affirm the future financial viability of the Turnpike System. The guidelines provide that the Department will borrow only to fund capital requirements, not operating and maintenance costs, and that the final maturity of bonds issued to finance Turnpike improvements may not exceed the useful lives of such improvements. The guidelines also call for the Department to adjust its capital plans in order to maintain annual debt coverage ratios of at least 1.5 times Net Revenue or 2.0 times Gross Revenue, and to periodically prepare cash forecasts and financial plans. In calculating debt coverage ratios for this purpose, the Department has taken federal subsidies for Build America Bonds into account.

### **Junior Lien Obligations**

The Division of Bond Finance and Department covenant that until the Bonds are defeased, they will not issue any other obligations, except Additional Bonds, nor voluntarily create or cause to be created any other debt, lien, pledge, assignment, encumbrance or other charge, having priority to or being on a parity with the lien of the Registered Owners of the Bonds upon the Net Revenues. Any such other obligations secured by the Net Revenues, other than the Bonds and Additional Bonds, will contain an express statement that such obligations are junior, inferior, and subordinate to the Bonds theretofore or thereafter issued, as to lien on and source and security for payment from the Net Revenues. The Resolution authorizes the Division of Bond Finance to issue junior lien bonds which will ascend to parity status with the Bonds upon compliance with the requirements for Additional Bonds set forth above.

The Department has also covenanted not to issue any obligations, or create, cause or permit to be created, any debt, lien, pledge, assignment, encumbrance, or any charge upon any of the properties of the Turnpike System except as otherwise provided in the Resolution.

*Subordinated Debt.* The Turnpike System periodically incurs debt due to the Department. The lien of this debt on the net revenues of the Turnpike System is junior and subordinate to that of the Bonds. The subordinated debt is made up of loans and advances made by the Department to the Turnpike System for the purpose of advancing improvement and expansion projects with repayments deferred until projects have been incorporated into the Turnpike System operations. The Department has made loans to the Turnpike System from the federally funded State Infrastructure Bank ("SIB") and the STTF.

At June 30, 2018, subordinated debt was outstanding in the amount of \$32.4 million. The following table shows the scheduled repayment of subordinated debt.

**Scheduled Subordinated Debt Repayments as of June 30, 2018**  
Turnpike System  
(In Thousands)

|            | <u>FY 2019</u> | <u>FY 2020</u> | <u>FY 2021</u> | <u>FY 2022</u> | <u>FY 2023<br/>and thereafter</u> | <u>Total</u> |
|------------|----------------|----------------|----------------|----------------|-----------------------------------|--------------|
| SIB Loans  | \$3,218        | \$3,218        | \$3,218        | \$3,218        | \$16,528                          | \$29,400     |
| STTF Loans | <u>1,500</u>   | <u>1,500</u>   | <u>-</u>       | <u>-</u>       | <u>-</u>                          | <u>3,000</u> |
|            | \$4,718        | \$4,718        | \$3,218        | \$3,218        | \$16,528                          | \$32,400     |

Source: Turnpike Finance Office.

**Planned Near-Term Bond Issues**

The Department has established a policy of cash management allowing bond issuance to be based on cash flow requirements over the construction period of the capital improvements undertaken by the Enterprise. The Turnpike System's latest capital plan calls for capital projects of over \$5.0 billion and additional bonds of approximately \$1.5 billion. In Fiscal Year 2007, the Turnpike System's legislative bond cap under Section 338.2275, Florida Statutes, was increased to \$10.0 billion outstanding. Bond issuance is expected to occur annually as needed to fund the continuation of projects under construction and start new projects. The following shows planned debt issuances:

- Fiscal Year 2019: \$289 million,
- Fiscal Year 2020: \$189 million,
- Fiscal Year 2021: \$266 million,
- Fiscal Year 2022: \$251 million,
- Fiscal Year 2023: \$486 million.

Projects to be funded with the proceeds of these issues include widening and adding express lanes to various parts of the Turnpike System; extension of the Suncoast Parkway from US-98 to SR-44 primarily in Citrus County; extension of the First Coast Expressway from Blanding Boulevard to south of US-17 in Clay County; improvements to the Golden Glades interchange on the Mainline in Miami-Dade County; and construction of a new tolled interchange at Sand Lake Road on the Mainline at milepost 257 in Orange County. The proceeds will also provide for continued funding for widening and adding express lanes to the Veterans Expressway in Hillsborough County and SR-821 in Miami-Dade County, as well as construction of the First Coast Expressway from I-10 to Blanding Boulevard in Clay and Duval counties.

**FLOW OF FUNDS**

The Resolution establishes: (i) the "Revenue Fund", (ii) the "Operation and Maintenance Fund" or "O&M Fund" (and the "Cost of Operation Account" and the "Cost of Maintenance Account" therein), (iii) the "Sinking Fund" (consisting of the "Interest Account," the "Principal Account," the "Bond Amortization Account," the "Debt Service Reserve Account" and the "Bond Redemption Account"), (iv) the "Renewal and Replacement Fund," or "R&R Fund," (v) the "Operation and Maintenance Reserve Fund" or the "O&M Reserve Fund," (vi) the "General Reserve Fund" and (vii) the "Rebate Fund." All Revenues are deposited daily into a special account in one or more depositories (the "Collection Account"). At least weekly the Department transfers all moneys in the Collection Account to the Board of Administration for deposit into the Revenue Fund.

Except for the O&M Fund and the O&M Reserve Fund, such funds and accounts constitute trust funds for the purposes provided in the Resolution, and the Registered Owners of the Bonds have a lien on all moneys in such funds and accounts until applied as provided therein. See "MISCELLANEOUS - Investment of Funds" below.

**Payment of Costs of Operation and Maintenance from State Transportation Trust Fund**

Although the Resolution requires that moneys in the Revenue Fund first be applied to pay the Costs of Operation and Maintenance, the Department has covenanted (the "Covenant") to pay such Costs of Operation and Maintenance from the State Transportation Trust Fund ("STTF"). By its terms, the Covenant (i) is a contract enforceable by the Registered Owners, (ii) is not subject to repeal, impairment or amendment which would materially and adversely affect the rights of Registered Owners, and (iii) may be amended only upon compliance with the procedures for amending the Resolution.

The Covenant requires that the STTF be reimbursed from moneys available in the General Reserve Fund, the last fund in the flow of funds. If such moneys are insufficient to reimburse the STTF, the Department must take actions (including deferring projects and increasing Tolls) to increase available revenues. If such actions would adversely impact the security of the Registered Owners or

the integrity of the Turnpike System, the reimbursement obligation would become a debt of the Turnpike System to the STTF, payable from the General Reserve Fund. The terms of the Covenant were approved as part of validation proceedings with respect to previously authorized Turnpike Revenue Bonds. The full text of the Covenant is reproduced herein as Appendix D.

The STTF is funded by various transportation-related taxes, fees, fines and surcharges, including motor fuel taxes and motor vehicle license taxes, (collectively, the “State Tax Component”), as well as federal aid, interest earnings, and miscellaneous revenues. By law, a minimum of 15% of STTF receipts are reserved for public transportation projects. STTF receipts are available to pay the costs of operation and maintenance on the Turnpike System only after payment of debt service and making loan repayments on certain non-Turnpike bond programs and costs of operation and maintenance on certain expressway systems (collectively, the “Prior Lien Obligations”). The list and amounts of Prior Lien Obligations are subject to revision, but may never become so extensive as to impair the ability of the Department to pay the Costs of Operation and Maintenance from the STTF pursuant to the Covenant.

The following table shows the STTF funds available to meet the Covenant. The management of the Turnpike System has prepared the prospective financial information set forth below to present the STTF funds available to meet the Covenant. The accompanying prospective financial information was not prepared with a view toward complying with the guidelines established by the American Institute of Certified Public Accountants with respect to prospective financial information, but, in the view of the Turnpike System’s management, was prepared on a reasonable basis, reflects the best currently available estimates and judgments, and presents, to the best of management’s knowledge and belief, the expected course of action and the expected future financial performance of the Turnpike System. However, this information is not fact and should not be relied upon as being necessarily indicative of future results, and readers of this Official Statement for the Series 2019A Bonds are cautioned not to place undue reliance on the prospective financial information.

Neither the Turnpike System’s independent auditors, nor any other independent accountants have compiled, examined or performed any procedures with respect to the projected financial information contained in these tables, nor have they expressed any opinion or form of assurance on such information or its achievability, and assume no responsibility for, and disclaim any association with the projected financial information.

**Turnpike Operations and Maintenance Coverage from STTF**  
(In Millions)

|                   | <u>Fiscal Year Ended June</u> | <u>State Receipts Available<sup>1</sup></u> | <u>Prior Lien Obligations<sup>2</sup></u> | <u>Available for Turnpike Operations &amp; Maintenance</u> | <u>Turnpike Operations &amp; Maintenance<sup>3</sup></u> | <u>Turnpike Operations &amp; Maintenance Coverage</u> |
|-------------------|-------------------------------|---|---|--|--|---|
| <i>Historical</i> | 2014                          | \$2,983.0                                   | \$427.5                                   | \$2,555.4  | \$165.8  | 15.41x  |
|                   | 2015                          | 3,142.3                                     | 211.7                                     | 2,930.6  | 177.2  | 16.54   |
|                   | 2016                          | 3,383.4                                     | 323.7                                     | 3,059.8  | 192.5  | 15.89   |
|                   | 2017                          | 3,572.8                                     | 387.0                                     | 3,185.9  | 208.2  | 15.30   |
|                   | 2018                          | 3,619.0                                     | 377.8                                     | 3,241.2  | 225.0  | 14.41   |
| <i>Projected</i>  | 2019                          | \$3,718.8                                   | \$575.2                                   | \$3,143.7  | \$228.1  | 13.78x  |
|                   | 2020                          | 3,815.2                                     | 573.2                                     | 3,242.0  | 239.8  | 13.52   |
|                   | 2021                          | 3,903.9                                     | 487.2                                     | 3,416.7  | 234.2  | 14.59   |
|                   | 2022                          | 3,891.9                                     | 805.2                                     | 3,086.7  | 233.1  | 13.24   |
|                   | 2023                          | 4,089.6                                     | 543.1                                     | 3,546.5  | 239.3  | 14.82   |
|                   | 2024                          | 4,190.0                                     | 509.3                                     | 3,680.7  | 245.6  | 14.98   |

<sup>1</sup> Amounts for Fiscal Years 2014 through 2018 are actual. Projections of State Receipts Available for Fiscal Years 2019 through 2024 are based on the Revenue Estimating Conference estimates of the State Transportation Trust Fund Revenue, adjusted by the Department to reflect (i) the statutory percentage reserved for public transportation projects, (ii) exempt revenues, (iii) the Department’s share of documentary stamps, and (iv) interest earnings and miscellaneous revenues from the Department’s Cash Forecast which is based on the Tentative Work Program Plan with August 2018 Revenue Estimating Conference estimates of the State Transportation Trust Fund.

<sup>2</sup> Prior Lien Obligations include Right-of-Way Acquisition and Bridge Construction Bond Program debt service, Transportation Financing Corporation debt service, State Infrastructure Bank repayments pledged for debt service, Public-Private Partnerships (P3) Concession Agreements, Design Build Finance Agreements, Authority Operations and Maintenance loans, Renewal and Replacement loans under Lease-Purchase Agreements, Transportation Infrastructure Finance and Innovation Act of 1998 loan repayment, and Turnpike Enterprise Toll Facilities Revolving Trust Fund and Operation and Maintenance loans. Projections of Prior Lien Obligations are based on the Department’s Cash Forecast which is based on the Tentative Work Program Plan with August 2018 Revenue Estimating Conference estimates of the State Transportation Trust Fund.

<sup>3</sup> Amounts for Fiscal Years 2014 through 2018 are actual. Projections for Fiscal Years 2019 through 2024 are from Appendix A - “Traffic and Earnings Report”. Turnpike Operations and Maintenance includes business development and marketing expense. Source: State of Florida Department of Transportation.



## **Application of Revenues**

The Resolution provides that on the 15th day of each month, Revenues are first deposited in the O&M Fund in amounts equal to 1/12th of the Cost of Operation and 1/12th of the Cost of Maintenance. By July 2018, the Department had made sufficient deposits in the Cost of Operation and Cost of Maintenance Accounts equal to 1/12th of the budgeted Cost of Operation and 1/12th of the budgeted Cost of Maintenance for Fiscal Year 2019, respectively. Because the Costs of Operation and Maintenance are to be paid from the STTF, the moneys on deposit in the O&M Fund will not need to be drawn down and no Revenues will be deposited therein.

On the 15th day of each month, to the extent necessary, Revenues are deposited (i) first, into the Interest Account in the Sinking Fund, in an amount equal to 1/6th of the interest payable on the Bonds on the next Interest Payment Date; and (ii) next, to the Principal Account in the Sinking Fund in an amount equal to 1/12th of the principal amount of Serial Bonds maturing on the next annual maturity date, and into the Bond Amortization Account in such amounts as may be required for the payment of Term Bonds. Any deficiencies in the Interest Account, the Principal Account, and the Bond Amortization Account will be restored from the first Net Revenues available to the Department.

After funding the accounts in the Sinking Fund, Revenues are deposited into each subaccount in the Debt Service Reserve Account to the extent necessary to maintain an amount equal to the Debt Service Reserve Requirement established for the Bonds.

Thereafter, Revenues are deposited in the Renewal and Replacement Fund to the extent necessary to pay 1/12th of the amount certified by the Consulting Engineer for the current fiscal year as being necessary for the purposes of the Renewal and Replacement Fund. The Department may withdraw and transfer to any other fund any excess amount certified by the Consulting Engineer as not being necessary for the purposes of the Renewal and Replacement Fund. Moneys in the Renewal and Replacement Fund are used to pay the cost of replacement or renewal of capital assets or facilities of the Turnpike System, or extraordinary repairs of the Turnpike System, excluding non-Toll roads other than Feeder Roads. The moneys in the Renewal and Replacement Fund may be deposited into the Interest Account, Principal Account, and Bond Amortization Account only when the moneys in the Revenue Fund and the Debt Service Reserve Account are insufficient therefor.

Revenues are next deposited into the O&M Reserve Fund to the extent necessary to maintain an amount on deposit in the O&M Reserve Fund at least equal to 1/8th of the sum of the Cost of Operation and the Cost of Maintenance for the current fiscal year as set forth in the Annual Budget of the Department. Any moneys in the O&M Reserve Fund in excess of the amount required to be maintained therein may be transferred at the direction of the Department to the General Reserve Fund.

The balance of any moneys remaining in the Revenue Fund not needed for the foregoing payments are deposited in the General Reserve Fund and applied by the Department for any lawful purpose; provided, however, that no such deposit may be made unless all payments described above, including any deficiencies for prior payments, have been made in full to the date of such deposits.

## **TOLLS**

### **Covenant**

The Department has covenanted in the Resolution to fix, establish, and collect Tolls for the use of the Turnpike (except non-Toll roads) at such rates, and revise such Tolls from time to time whenever necessary so that the Revenues will be sufficient in each fiscal year to pay at least 100% of the Cost of Maintenance and Cost of Operation, and so that the Net Revenues will be sufficient in each fiscal year to pay at least 120% of the Annual Debt Service Requirement for the Bonds and at least 100% of all other payments required by the Resolution. Excess Revenues collected in any fiscal year will not be taken into account as a credit against the foregoing requirements for any subsequent fiscal year.

The Department will be without power to reduce Toll rates or remove Tolls from all or a portion of the Turnpike System except in the manner provided in the Resolution, until all the Bonds and interest thereon have been fully paid and discharged, or such payment has been fully provided for. Any such Toll reduction or removal would require a survey and recommendation of the Traffic Engineers, who must certify that in their opinion the amount of Tolls to be produced after such rate reduction or Toll removal in each fiscal year thereafter will continue to be sufficient to comply with the Toll rate covenants above. For purposes of the Resolution, conversion from one system of Toll collection (such as a ticket system) to another system of Toll collection (such as a barrier/ramp system) is not considered a removal of Tolls.

On or before each February 1, the Department must (i) review the financial condition of the Turnpike System and the Bonds in order to estimate whether the Revenues for the following fiscal year will be sufficient to comply with the Toll covenants; (ii) make a determination with respect thereto by resolution; (iii) file with the Board of Administration certified copies of such resolutions, together with a certificate of an Authorized Officer of the Department setting forth a reasonably detailed statement of the actual and estimated Revenues and other pertinent information for the year for which such determination was made. If the Department determines that the Revenues for the following fiscal year may not be sufficient, it will forthwith cause the Traffic Engineers to make a study and to recommend a schedule of Tolls which will provide Revenues sufficient to comply with the Toll requirements in the following fiscal year and to restore any deficiency at the earliest practicable time, but not later than the next July 1.

Failure to comply with the Toll covenant set forth above will not constitute a default under the Resolution if there is not a failure to pay principal and interest on the Bonds when due and (i) the Department complies with the provisions of the preceding paragraph; or (ii) the Traffic Engineers certify that a Toll schedule which will comply with such Toll covenant is impracticable at that time, and the Department establishes a schedule of Tolls recommended by the Traffic Engineers to comply as nearly as practicable with such Toll covenant.

### **Toll Rate Adjustments and Collection**

Both the Resolution and State law require the Department to fix, adjust, charge, and collect Tolls on the Turnpike System sufficient to pay the costs of the Turnpike System. The Department follows the public notice requirements set forth in the State of Florida Administrative Procedures Act (the “APA”) when fixing or adjusting Toll rates. The APA process results in the public notice occurring close to the time the Toll rate is implemented for existing projects. For new projects, the Department is required by law to publish and adopt a Toll rate during the planning and project development phase.

The Turnpike System uses several methods of Toll collection, including All-Electronic Tolling (“AET”), which utilizes toll gantries that allow customers to drive and pay tolls at highway speed. A barrier/ramp (coin) system is used on non-AET segments of the existing Turnpike System except the segment of the Mainline between Boynton Beach and Kissimmee, a 155-mile section that utilizes a ticket system. SunPass®, the Department’s electronic Toll collection (“ETC”) system operated by the Enterprise, uses a transponder/account system and has been implemented statewide. In addition to SunPass Tolls, non-SunPass Tolls are collected on AET facilities (SR-821, the Sawgrass Expressway, the southern tip of the Southern Coin section of the Mainline, the Veterans Expressway, and the I-4 Connector) through TOLL-BY- PLATE, an alternative toll collection system whereby a vehicle’s license plate is captured by a camera for customer identification and billing. Typically, the Turnpike System collects a higher Toll rate per mile on expansion projects than on the Mainline.

The Turnpike System has entered into Toll revenue collection contracts with two private contractors which run through November 30, 2020, and November 15, 2022, respectively.

### **Supermajority Vote for Legislation Increasing Taxes or Fees**

In 2018, voters approved an amendment to the Florida Constitution which requires a two-thirds vote of each house of the Legislature to adopt legislation authorizing a new state tax or fee or raising any state tax or fee. The amendment took effect on January 8, 2019. The amendment will not affect the Turnpike’s ability to set or increase Toll rates, as no legislative action is required.

### **Historical Revenue**

Total Toll and concession revenues for the Turnpike System are summarized in the table below. In Fiscal Year 2009, revenue declined to approximately \$601 million, due to the impact of the economic downturn. Following the Great Recession, revenues began growing again with annual increases experienced between Fiscal Years 2010 and 2012. In Fiscal Year 2013, total revenues reached \$763 million due to the implementation of system-wide toll indexing. Subsequently, revenues increased to \$803 million, \$873 million and \$963 million in Fiscal Years 2014, 2015 and 2016, respectively, due to system-wide traffic growth and annual toll indexing. In Fiscal Years 2017 and 2018, total revenues exceeded \$1.0 billion annually due to continued system-wide traffic growth. The average compounded growth rate from 2009 to 2018 was 6.4 percent.

(Remainder of page intentionally left blank)

During the early 1990's, most Turnpike System revenues were collected on the Mainline. However, with the diversification of the Turnpike System through the opening of expansion projects, the Mainline now accounts for approximately 70 percent of Toll revenues. As expansion projects continue to be added and their respective revenues ramp up, the Turnpike System anticipates that expansion project revenues, as a percentage of the total revenues collected, will continue to gradually increase.

**Florida's Turnpike System  
Historical Revenue  
(In Thousands)**

| Fiscal<br>Year | Mainline  | Sawgrass   | Seminole   | Veterans   | Southern  |          |          | Western | I-4        | Beachline   | Total     | Concession<br>Revenue | Total     |
|----------------|-----------|------------|------------|------------|-----------|----------|----------|---------|------------|-------------|-----------|-----------------------|-----------|
|                |           | Expressway | Expressway | Expressway | Connector | Polk     | Suncoast | Beltway | East       | Toll        | Turnpike  |                       |           |
|                |           |            |            |            | Extension | Parkway  | Parkway  | Part C  | Connector* | Expressway* | Revenue   | Revenue               | System    |
| 2009           | \$428,124 | \$48,121   | \$32,488   | \$30,980   | \$4,443   | \$21,496 | \$20,157 | \$4,719 | -          | -           | \$590,528 | \$10,110              | \$600,638 |
| 2010           | 432,970   | 49,702     | 30,882     | 31,692     | 4,148     | 21,391   | 20,621   | 4,767   | -          | -           | 596,173   | 10,757                | 606,930   |
| 2011           | 434,230   | 50,314     | 30,763     | 32,466     | 4,201     | 21,775   | 21,233   | 5,097   | -          | -           | 600,079   | 8,382                 | 608,461   |
| 2012           | 439,961   | 51,360     | 31,457     | 32,757     | 4,343     | 22,615   | 20,769   | 5,550   | -          | -           | 608,812   | 7,169                 | 615,981   |
| 2013**         | 550,715   | 66,579     | 38,473     | 41,616     | 6,794     | 23,649   | 21,349   | 6,367   | -          | -           | 755,542   | 7,515                 | 763,057   |
| 2014           | 581,632   | 69,768     | 40,919     | 39,925     | 7,517     | 24,590   | 22,011   | 7,289   | \$2,650    | -           | 796,301   | 7,139                 | 803,440   |
| 2015           | 624,033   | 72,614     | 45,243     | 41,111     | 8,746     | 27,713   | 23,682   | 8,853   | 8,774      | \$5,181     | 865,950   | 7,050                 | 873,000   |
| 2016           | 681,386   | 80,510     | 51,713     | 45,721     | 10,917    | 31,359   | 25,709   | 11,032  | 12,071     | 5,512       | 955,930   | 7,226                 | 963,156   |
| 2017           | 710,861   | 85,417     | 55,302     | 51,645     | 12,626    | 33,595   | 26,993   | 12,930  | 13,448     | 5,603       | 1,008,420 | 8,457                 | 1,016,877 |
| 2018           | 706,432   | 86,650     | 58,308     | 53,670     | 14,409    | 35,482   | 27,620   | 15,106  | 13,856     | 5,770       | 1,017,303 | 9,878                 | 1,027,181 |

\* Revenue on these expansion projects is reflected from the date of the project's opening or acquisition by the Turnpike.

\*\* The increase in Fiscal Year 2013 is due to the indexing of toll rates, including a five-year adjustment to cash rates.

Source: Appendix A, Traffic and Earnings Report.

Since 2001, SunPass has been available for use on the six Department-owned and two Department-operated toll facilities within the Enterprise. SunPass customers can travel non-stop through toll plazas. Tolls are registered automatically, through the use of a transponder, after an account has been established with sufficient advance payment. SunPass transponders are also interoperable with other ETC systems in the State, including the Central Florida Expressway Authority's E-Pass system, and the Lee County LeeWay system. SunPass is also accepted along the 32-mile Miami-Dade Expressway Authority System and the 15-mile Selmon Crosstown Expressway operated by the Tampa Hillsborough Expressway Authority. Additionally, SunPass provides a method to pay electronically for parking at the Orlando, Tampa, Palm Beach, Miami and Fort Lauderdale International airports and can be used to pay for parking at the Hard Rock Stadium in Miami Gardens.

The following table provides a summary of ETC revenues for the Turnpike System for the last 10 years. As indicated in the table, SunPass revenues surpassed 80 percent of the total System Toll revenue starting in Fiscal Year 2015. In Fiscal Year 2006, the Department successfully completed the SunPass Challenge program, which increased the number of SunPass-only lanes, added new capacity at select toll plazas, made several infrastructure enhancements, and improved the violation enforcement system. The result was a significant increase in SunPass participation. In the last several years, the Department has converted certain System facilities to AET. AET allows ETC customers, like those with SunPass and interoperable transponders, to pay tolls electronically at highway speeds. Following the implementation of AET, cash Tolls are no longer accepted on SR-821, the Sawgrass Expressway, and the Veterans Expressway. Customers must pay their tolls electronically using a SunPass transponder or through the TOLL-BY-PLATE program. TOLL-BY-PLATE customers have the option to establish a video account with prepaid tolls, or to pay upon receiving a monthly invoice reflecting the TOLL-BY-PLATE rates, which are higher than the SunPass toll rates. TOLL-BY-PLATE customers without a prepaid balance are assessed a flat administrative charge of \$2.50 on their monthly invoice to recover the cost of administering this payment option.

**Florida's Turnpike System  
Electronic Toll Collection  
Last Ten Years  
(In Thousands)**

| <b>Fiscal<br/>Year</b> | <b>Total ETC<br/>Revenue<br/>(\$000)</b> | <b>Total Toll<br/>Revenue<br/>(\$000)</b> | <b>Percentage<br/>ETC<br/>Revenue</b> |
|------------------------|--|---|---------------------------------------|
| 2009                   | \$377,938                                | \$590,528                                 | 64.00%                                |
| 2010                   | 395,202                                  | 596,173                                   | 66.29                                 |
| 2011                   | 421,598                                  | 600,079                                   | 70.26                                 |
| 2012                   | 443,876                                  | 608,812                                   | 72.91                                 |
| 2013*                  | 578,278                                  | 755,542                                   | 76.54                                 |
| 2014                   | 624,064                                  | 796,301                                   | 78.37                                 |
| 2015                   | 696,438                                  | 865,950                                   | 80.42                                 |
| 2016                   | 772,090                                  | 955,930                                   | 80.77                                 |
| 2017                   | 818,116                                  | 1,008,420                                 | 81.13                                 |
| 2018                   | 837,189                                  | 1,017,303                                 | 82.30                                 |

\* The increase in Fiscal Year 2013 is due to the indexing of toll rates, including a five-year adjustment to cash rates.  
Source: Turnpike System Comprehensive Annual Financial Reports and the Florida Turnpike.

### SunPass Upgrade and Collection Impacts

In June 2018, Toll collection processing for the Department's SunPass system was transferred to a new third party vendor, Conduent State & Local Solutions, Inc. ("Conduent"). During the transition to Conduent, SunPass tolls remained in effect statewide with all transactions being recorded for subsequent processing. In connection with the transfer, the processing of SunPass toll transactions was expected to initially be delayed by approximately one week. However, Conduent experienced unexpected Toll processing issues which resulted in a larger than anticipated backlog of unprocessed transactions and a longer than expected delay in processing the backlog.

To minimize financial impacts during the time it took Conduent to process the backlog of electronic toll transactions, the Department transferred a reduced portion of the Turnpike System's estimated weekly revenues from its SunPass collection account to the Turnpike. By September 2018, the backlog of unprocessed electronic Toll transactions was eliminated, and the Department had distributed all collected SunPass revenues to the Turnpike System. There have been no impacts on the funding or payment of debt service on outstanding Turnpike Bonds as a result of the temporary delay in processing electronic toll transactions.

While SunPass transactions are now being processed on a current daily basis and the backlog has been resolved, there are still outstanding uncollected revenues of approximately \$74 million. During the transfer period, SunPass accounts which do not utilize the auto-replenish feature were debited approximately \$30 million, which remains uncollected. In addition, during that time period, no TOLL-BY-PLATE transactions were billed, though all transactions were recorded and processed, and the uncollected balance is \$44 million. There has been a temporary waiver of approximately \$17 million of TOLL-BY-PLATE administrative charges. The Department is working on a plan to bill for the outstanding TOLL-BY-PLATE transaction costs and to collect amounts still owing on SunPass accounts. There are no anticipated impacts on the funding or payment of debt service on outstanding Turnpike Bonds or other payments required under the resolution under which outstanding bonds were sold as a result of the temporary waiver of TOLL-BY-PLATE administrative charges, the temporary delay in processing TOLL-BY-PLATE transactions or the temporarily-delayed billing of SunPass accounts which do not utilize the auto-replenish feature.

### Toll Rate Increases and Indexing

After the opening of Florida's Turnpike in 1957, the first Toll increase occurred in 1979 and remained unchanged for nearly a decade. Under legislative direction to equalize Toll rates and in part to fund Turnpike System improvements and expansion programs, the Department implemented periodic Toll increases through 2007.

Effective July 1, 2007, Section 338.165, Florida Statutes, requires the Turnpike and other FDOT-owned toll facilities to index toll rates on existing toll facilities to the annual Consumer Price Index ("CPI") or similar inflation indicator. Toll rate adjustments for inflation may be made no more frequently than once a year and must be made no less frequently than once every five years as necessary to accommodate cash toll rate schedules. Toll rates may be increased beyond these limits as directed by bond documents, covenants, or governing body authorization or pursuant to Department administrative rule.

Pursuant to this requirement, on June 24, 2012, the cash Toll rates were indexed to reflect the change in CPI for the previous five year period, and were adjusted to the next quarter for collection efficiency. TOLL-BY-PLATE toll rates, where offered, were set to be the same as cash rates, while the SunPass rates were \$0.25 less than the cash rates. On the Ticket System, the cash Toll rates were indexed by 11.7 percent and adjusted to the next dime, while the SunPass toll rates were adjusted to be 25 percent less than the cash rates. For subsequent years, SunPass and TOLL-BY-PLATE rates are to be adjusted annually based on the year-over-year change in CPI and rounded to the penny, while cash rates will be adjusted every five years and rounded to the quarter. Accordingly, on July 1, 2013, SunPass and TOLL-BY-PLATE toll rates were adjusted up by 2.1 percent and rounded to the penny. Similarly, on July 1, 2014 and July 1, 2015, SunPass and TOLL-BY-PLATE rates were indexed by 1.5 percent and 1.6 percent, respectively, rounded to the nearest penny. No adjustment was made on July 1, 2016, because the prior year change in CPI was insignificant. On October 29, 2017, SunPass and TOLL-BY-PLATE rates were indexed by 1.3 percent, rounded to the nearest penny, and cash rates were indexed by 6.6 percent, rounded to the quarter.

The system-wide toll indexing implemented in 2012 resulted in a slight decline in overall traffic (approximately 4%) over the twelve month period following the change. Cash customers on some Turnpike facilities switched to SunPass to obtain lower toll rates. Despite the implementation of system-wide indexing for SunPass and TOLL-BY-PLATE customers subsequent to 2012, the Turnpike System did not experience any impact on traffic. In fact, the continued improvement in the economy contributed to moderate traffic growth. The relatively small increase in Toll rates resulting from indexing from 2013 through 2017 did not divert traffic from the Turnpike System.

## THE TURNPIKE SYSTEM

### Existing Turnpike System

The Turnpike System consists of several components. The principal one, the 320-mile Mainline, extends in a north-south direction from I-75 at Wildwood in Sumter County to Florida City in southern Miami-Dade County, with an east-west segment intersecting at Orlando in Orange County. The Mainline consists of five different sub-components: SR-821, the Southern Coin System, the Ticket System, the Northern Coin System and the Beachline West Expressway.

In addition to the 320-mile Mainline, the Turnpike System includes the 18-mile Seminole Expressway in Seminole County, the 15-mile Veterans Expressway in Hillsborough County, the 6-mile Southern Connector Extension in Orange and Osceola counties, the 25-mile Polk Parkway in Polk County, the 42-mile Suncoast Parkway in Hillsborough, Pasco and Hernando counties, the 23-mile Sawgrass Expressway in Broward County, the 11-mile Western Beltway, Part C, in Orange and Osceola counties, the 1-mile I-4 Connector in Hillsborough County, and the 22-mile Beachline East Expressway in Orange and Brevard counties.

### Projects

*Recently Completed Projects:* The Turnpike System recently completed the final segment of the Veteran's Expressway widening from the Sugarwood Toll Plaza to Van Dyke Road in Hillsborough County and interchange improvements on the Mainline at Glades Road in Palm Beach County and Orlando South in Orange County.

*Projects Currently Under Construction:* The Turnpike System is currently widening and adding express lanes to various segments of the Beachline West Expressway in Orange County, the Mainline in Orange and Osceola Counties, and SR-821 (HEFT) in Miami-Dade County. Additional projects under construction include the First Coast Expressway from I-10 to Blanding Boulevard in Clay and Duval counties, interchange improvements at Sunrise Boulevard on the Mainline in Broward County, ramp improvements at the I-75 / Mainline interchange in Sumter County, the SunTrax toll testing facility in Polk County, the extension of the Suncoast Parkway from US-98 to SR-44 primarily in Citrus County and all electronic tolling on the Suncoast Parkway in Hillsborough, Pasco and Hernando Counties.

### Ongoing Maintenance and Other Improvements

The Enterprise continues to maintain the Turnpike System at the high standards established by the Department, allowing for future expansion and capacity improvements. See "TURNPIKE SYSTEM FINANCIAL DATA - Discussion of Results of Operations and Management Analysis" below. The Turnpike's Five Year Work Program includes the following capital projects: widening of SR-821 (HEFT) from SR-836 to I-75 in Miami-Dade County; widening of the Sawgrass Expressway from Sunrise Boulevard to State Road 7 (US-441) in Broward County; widening of the Mainline from Boynton Beach Boulevard to Lake Worth Road in Palm Beach County; widening of the Mainline from US-192/441 to the Osceola Parkway in Osceola County; widening of the Mainline from State Road 50 in Orange County to US-27 in Lake County; widening of the Polk Parkway from milepost 18 to milepost 22 in Polk County; a new interchange at Ridge Road at milepost 25 on the Suncoast Parkway; extension of the First Coast Expressway from Blanding Boulevard to US-17 in Clay County; AET improvements on the remaining portion of the Southern Coin section of the Mainline in Broward and Palm Beach counties, the Northern Coin Section of the Mainline (multiple counties), the Polk Parkway in Polk County, as well as the Ticket System (multiple counties); modification of the Golden Glades interchange on the Mainline in Miami-Dade County; and construction of a new tolled interchange at Sand Lake Road on the Mainline at milepost 257 in Orange County.

## **Project Development Process**

The Florida Turnpike Enterprise Law requires that proposed Turnpike System projects must be developed in accordance with the Florida Transportation Plan. Updated annually, the Florida Transportation Plan defines the State's transportation goals and objectives to be accomplished over a period of at least 20 years. Turnpike System projects must also conform to the Department's tentative work program guidelines. The work program lists the Transportation projects planned for each of the next five fiscal years and, after review by the Florida Transportation Commission, forms the basis for the governor's budget recommendation to the Legislature.

In developing the tentative work program, the Department is required to program Turnpike Toll and bond financed projects such that the ratio of projects in Miami-Dade, Broward and Palm Beach counties to total Turnpike System projects is at least 90% of the ratio of net toll revenues collected in those counties to total net toll revenues collected on the Turnpike System.

Proposed Turnpike System expansion projects must meet a statutory test for economic feasibility which requires the estimated net revenues of the project to be sufficient to pay at least (i) 50% of the debt service on any bonds issued to finance such project by the end of the 12<sup>th</sup> year of operation and (ii) 100% of the debt service on such bonds by the end of the 30<sup>th</sup> year of operation. Although the test was modified so that additional expansion transportation projects could be constructed, the test remains designed to guard against an expansion project being unable to support its own debt and is applied only to the portion of the project cost funded by bond proceeds. The feasibility test is not applied to non-expansion projects such as interchanges and widenings, which are subjected to established evaluation processes and strict needs tests.

The Florida Department of Environmental Protection reviews the environmental feasibility of proposed Turnpike System expansion projects prior to their inclusion in the tentative work program. Projects which impact a local transportation system must be included in the transportation improvement plan of the affected metropolitan planning organization or county, as applicable.

## **Insurance on Turnpike System**

The Turnpike System has obtained comprehensive insurance coverage from a combination of the State Risk Management Trust Fund and the Department's Bridge, Property and Business Interruption Program. Primary insurance with the State Risk Management Trust Fund is provided through a self-insurance program of the Florida Department of Financial Services, Bureau of Property, which is offered to all state agencies and includes a private coinsurance rider to protect the State Risk Management Trust Fund against loss from major perils. Insurance under the State Risk Management Trust Fund is provided to cover physical loss to buildings and contents as a result of fire, flood, lightning, windstorm or hail, explosion and smoke. The State Risk Management Trust Fund provides a lower deductible than is provided with the Department's Bridge, Property and Business Interruption Program.

Additional insurance with the Department's Bridge, Property and Business Interruption Program is provided by a Florida Department of Management Services' state contract with insurance brokers that defines perils, hazards, and coverage for several toll road systems in Florida. Coverage is extended to major bridges, overpasses and underpasses, toll revenue producing buildings and structures, and use and occupancy on system operations. Use and occupancy (business interruption) coverage is subject to a seven day waiting period and must be directly related to the physical damage that creates the inability to collect Tolls. The waiving of Tolls for evacuation and recovery efforts is not covered under the policy.

As a component of the Department, the Turnpike System participates in the Florida Casualty Insurance Risk Management Trust Fund, a self-insurance fund which provides insurance for State employee workers' compensation, general liability, fleet automotive liability, federal civil rights actions, and court-awarded attorney's fees. In addition, employees are covered by the State's Employee Health Insurance Fund.

The Resolution requires that insurance proceeds, other than use and occupancy insurance, be used to restore or replace damaged facilities, to redeem Bonds, or to reimburse the Department if it has advanced funds for restoration or replacement. Proceeds of use and occupancy insurance must be deposited in the Revenue Fund.

## **Competing Facilities**

In addition to the Turnpike System projects, other transportation improvements have the potential to affect future Turnpike System traffic to varying degrees. For example, I-95 has been progressively widened in Miami-Dade, Broward, and Palm Beach counties to ease congestion. Although most of this widening has been completed, there are other I-95 widening projects in various stages of development. These projects are not expected to have a significant adverse impact on Turnpike System traffic.

The Department and local transit partners are implementing a network of Express Lanes on I-95 and other major roadways in South Florida. The first phase of 95 Express extends for seven miles and is already open to traffic. This phase includes two sub-phases: 1A and 1B. Sub-phase 1A, which began toll collection in December 2008, includes the seven-mile northbound direction only. Phase 1B began toll collection in January 2010, and includes the southbound direction from the Golden Glades interchange to just south of SR-836 and extends the northbound express lanes further to the south from SR-112 to I-395. The Department extended the 95 Express Lanes with an additional 15 miles into Broward County. Known as phase 2, this project opened to traffic in Spring 2016. The Department is also implementing a third phase on I-95. Phase 3 from Stirling Road in Broward County to Linton Boulevard in Palm Beach County

includes a plan to add new dual express lanes in segments. The first segment, 3A (Broward Boulevard to SW 10th Street in Broward County) began construction in mid-2016. Future expansion projects after segment 3A are currently under development and include completion of the dual express lanes in each direction for the full length of the 95 Express Phase 3 limits. Tolls in these lanes are collected electronically using SunPass, and are variably-priced based on congestion levels. Another major expansion project by FDOT is the 10-mile I-595 corridor that includes three tolled reversible express lanes, interchange improvements, auxiliary lanes, improvements to the I-595 connection with the Turnpike System, and the implementation of bus rapid transit within the I-595 corridor which opened in March 2014. These projects are not expected to have a significant adverse impact on Turnpike System traffic.

Another key infrastructure project in the central Florida area is a major improvement on I-4. Termed the I-4 Ultimate, this 21-mile project will add two new express lanes in each direction in the center of I-4 from west of Kirkman Road to east of SR-434 in Seminole County. Tolls will be collected electronically using SunPass and will be variably-priced based on congestion levels. The first phase of construction started in early 2015. This project is expected to ease congestion on I-4, but is not expected to adversely impact Turnpike System facilities.

The Tri-County Commuter Rail system between Miami and West Palm Beach, which began operation in January 1989, provides a public transportation alternative to the Turnpike and I-95 in south Florida. To date, this service has not adversely affected Turnpike System traffic and it is not anticipated to affect traffic in the future.

In December 2009, the Florida Legislature approved SunRail, a 61-mile commuter rail system in central Florida that will link DeLand and Poinciana. The section from DeBary in Volusia County to Sand Lake Road in Orange County opened in April 2014. The phase 2 expansion that links Sand Lake Road to Poinciana in Osceola County commenced operations in July 2018. The rail system is expected to have a minimal impact on Turnpike System facilities.

Additionally, a subsidiary of Florida East Coast Industries Inc. has commenced construction of an intercity passenger rail service for business and leisure passengers. This rail project is a 235-mile service route that will run north-south from Miami to Cocoa, with new tracks that will connect to Orlando, and a possible future extension to Tampa and Jacksonville. Currently, service between Miami and West Palm Beach is operational. The project is not expected to have a material impact on the Turnpike System.

Finally, a private company is proposing a light rail system that will operate adjacent to the Beachline Expressway (SR-528). The proposed 14-mile route extends from International Drive (convention center) to the Orlando International Airport. The company was in discussion with the Florida Department of Transportation, the Greater Orlando Aviation Authority, Central Florida Expressway Authority, Orange County, City of Orlando and private land owners who own right-of-way along the 14-mile corridor. In 2014, the company was awarded the opportunity to lease right-of-way from the Florida Department of Transportation which has since expired. The operational date for the railway system has not been reported to date. If built, this intracity connection provides another transportation choice but is not expected to have a material impact on the Turnpike System.

## **TURNPIKE SYSTEM FINANCIAL DATA**

The following tables and their components should be read in conjunction with Appendix C, the audited financial statements of the Turnpike System.

## Historical Summary of Net Position Data

The following schedule summarizes the statement of net position data for the Turnpike System. This schedule was derived from the financial statements included in the annual financial statements of the Turnpike System as audited for June 30 of each fiscal year shown (the Fiscal Year 2018 and 2017 financial statements are included in their entirety as Appendix C).

### Historical Summary of Net Position Data Turnpike System As of June 30 (In Thousands)

| Assets:   | Fiscal Year Ended June 30 |                     |                     |                     |                     |
|---|---------------------------|---------------------|---------------------|---------------------|---------------------|
|   | 2014                      | 2015                | 2016                | 2017                | 2018                |
| Current Assets:   |                           |                     |                     |                     |                     |
| Cash and Cash Equivalents   | \$857,410                 | \$854,693           | \$1,024,877         | \$965,075           | \$844,615           |
| Accrued interest and accounts receivable                                  | 9,884                     | 12,348              | 11,149              | 7,572               | 8,190               |
| Due from Other Governments  | 17,542                    | 25,740              | 45,342              | 42,820              | 81,809              |
| Other Current Assets  | <u>9,415</u>              | <u>5,718</u>        | <u>4,739</u>        | <u>5,302</u>        | <u>6,779</u>        |
| Total Current Assets  | \$894,251                 | \$898,499           | \$1,086,107         | \$1,020,769         | \$941,393           |
| Restricted Non-Current Assets:  |                           |                     |                     |                     |                     |
| Unrestricted Investments  | 176                       | 34,448              | -                   | -                   | -                   |
| Restricted Non-Current Assets:  |                           |                     |                     |                     |                     |
| Restricted Cash and Cash Equivalents                                      | 70,949                    | 37,265              | 1,073               | 44                  | 215,087             |
| Restricted Investments  | <u>191,729</u>            | <u>186,314</u>      | <u>222,121</u>      | <u>194,029</u>      | <u>-</u>            |
| Total Restricted Assets   | <u>262,678</u>            | <u>223,579</u>      | <u>223,194</u>      | <u>194,073</u>      | <u>215,087</u>      |
| Non-Depreciable Capital Assets:   | 8,782,318                 | 9,138,235           | 9,540,757           | 10,038,736          | 10,507,915          |
| Depreciable Capital Assets - net:   | 232,993                   | 246,985             | 315,828             | 286,593             | 302,260             |
| Service Concessionaire arrangement receivable                             | <u>76,751</u>             | <u>71,467</u>       | <u>66,440</u>       | <u>79,349</u>       | <u>77,317</u>       |
| Total Noncurrent Assets   | <u>9,354,916</u>          | <u>9,714,714</u>    | <u>10,146,219</u>   | <u>10,598,751</u>   | <u>11,102,579</u>   |
| Total Assets  | \$10,249,167              | \$10,613,213        | \$11,232,326        | \$11,619,520        | \$12,043,972        |
| Fiscal Charges, net   | -                         | -                   | -                   | -                   | -                   |
| Deferred outflows of resources  | <u>40,542</u>             | <u>36,119</u>       | <u>36,919</u>       | <u>29,691</u>       | <u>26,492</u>       |
| <b>Total Assets and Deferred Outflows of Resources</b>                    | <b>\$10,289,709</b>       | <b>\$10,649,332</b> | <b>\$11,269,245</b> | <b>\$11,649,211</b> | <b>\$12,070,464</b> |
| <b>Liabilities, Deferred Inflows of Resources and Net Position</b>        |                           |                     |                     |                     |                     |
| Liabilities:  |                           |                     |                     |                     |                     |
| Current Liabilities:  |                           |                     |                     |                     |                     |
| Construction Contracts and Retainage Payable                              | \$154,314                 | \$72,623            | \$61,769            | \$64,234            | \$72,719            |
| Current Portion of Bonds Payable  | 119,240                   | 127,045             | 133,590             | 140,640             | 141,130             |
| Due to governmental agencies - current portion                            | 31,408                    | 37,920              | 99,923              | 31,828              | 34,099              |
| Unearned Revenue and other current liabilities                            | <u>504</u>                | <u>2,550</u>        | <u>6,362</u>        | <u>12,603</u>       | <u>2,923</u>        |
| Total Current Liabilities   | \$305,466                 | \$240,138           | \$301,644           | \$249,305           | \$250,871           |
| Noncurrent Liabilities:   |                           |                     |                     |                     |                     |
| Long-Term Portion of Bonds Payable, net                                   | 2,795,715                 | 2,767,374           | 2,792,466           | 2,619,726           | 2,433,370           |
| Due to governmental agencies - less current portion                       | 125,879                   | 110,662             | 37,117              | 32,400              | 27,682              |
| Unearned Revenue from Other Governments and other non current liabilities | <u>53,275</u>             | <u>20,075</u>       | <u>6,882</u>        | <u>401</u>          | <u>351</u>          |
| Total Noncurrent Liabilities  | <u>2,974,869</u>          | <u>2,898,111</u>    | <u>2,836,465</u>    | <u>2,652,527</u>    | <u>2,461,403</u>    |
| Total Liabilities   | <u>\$3,280,335</u>        | <u>\$3,138,249</u>  | <u>\$3,138,109</u>  | <u>\$2,901,832</u>  | <u>\$2,712,274</u>  |
| Deferred Inflows of Resources   | \$145,120                 | \$137,108           | \$139,040           | \$139,590           | \$148,382           |
| Net Position:   |                           |                     |                     |                     |                     |
| Net Investment in Capital Assets  | \$6,110,327               | \$6,496,129         | \$6,922,696         | \$7,551,130         | \$8,202,492         |
| Restricted for Debt Service*  | 108,317                   | 90,754              | 121,883             | 93,660              | 125,176             |
| Restricted for Renewal and Replacement*                                   | 12,608                    | 19,597              | -                   | -                   | -                   |
| Unrestricted  | <u>633,002</u>            | <u>767,495</u>      | <u>947,517</u>      | <u>962,999</u>      | <u>882,140</u>      |
| Total Net Position  | <u>\$6,864,254</u>        | <u>\$7,373,975</u>  | <u>\$7,992,096</u>  | <u>\$8,607,789</u>  | <u>\$9,209,808</u>  |
| <b>Total Liabilities, Deferred Inflows of Resources and Net Position</b>  | <b>\$10,289,709</b>       | <b>\$10,649,332</b> | <b>\$11,269,245</b> | <b>\$11,649,211</b> | <b>\$12,070,464</b> |

Source: Florida's Turnpike System financial statements as audited for Fiscal Years 2014 through 2018.

\*Beginning in Fiscal Year 2016, Restricted for Debt Service and Restricted for Renewal and Replacement were combined into one line item.



## Historical Summary of Revenues, Expenses and Changes in Net Position

The following schedule summarizes the revenues, expenses and changes in net position for the Turnpike System. These schedules were derived from the financial statements included in the annual financial statements of the Turnpike System as audited for June 30 of each year shown.

### Historical Summary of Revenues, Expenses and Changes in Net Position Turnpike System (In Thousands)

|   | <u>2014</u>          | <u>2015</u>        | <u>2016</u>        | <u>2017</u>        | <u>2018</u>        |
|---|----------------------|--------------------|--------------------|--------------------|--------------------|
| Operating Revenues:   |                      |                    |                    |                    |                    |
| Toll facilities   | \$796,301            | \$865,950          | \$955,930          | \$1,008,420        | \$1,017,303        |
| Toll Administrative Charges   | 8,495                | 15,334             | 16,993             | 20,229             | 21,217             |
| Concessions and other   | <u>12,073</u>        | <u>13,305</u>      | <u>14,226</u>      | <u>15,881</u>      | <u>25,209</u>      |
| Total Operating Revenues  | <u>816,869</u>       | <u>894,589</u>     | <u>987,149</u>     | <u>1,044,530</u>   | <u>1,063,729</u>   |
| Operating Expenses:   |                      |                    |                    |                    |                    |
| Operations and maintenance  | 164,191              | 175,769            | 188,249            | 203,811            | 220,887            |
| Business development and marketing  | 1,647                | 1,391              | 4,209              | 4,387              | 4,115              |
| Pollution remediation   | -                    | 547                | -                  | -                  | -                  |
| Renewals and replacements   | 62,684               | 59,249             | 39,917             | 76,839             | 77,251             |
| Depreciation and amortization   | 35,419               | 34,951             | 49,365             | 44,356             | 47,362             |
| Planning and development <sup>1</sup>   | <u>-</u>             | <u>-</u>           | <u>24,661</u>      | <u>36,626</u>      | <u>41,556</u>      |
| Total Operating Expenses  | <u>263,941</u>       | <u>271,907</u>     | <u>306,401</u>     | <u>366,019</u>     | <u>391,171</u>     |
| Operating Income  | 552,928              | 622,682            | 680,748            | 678,511            | 672,558            |
| Non-operating Revenues (Expenses):  |                      |                    |                    |                    |                    |
| Investment earnings   | 21,547               | 7,560              | 28,382             | (1,942)            | 20,320             |
| Interest Subsidy  | 5,515                | 5,509              | 5,550              | 5,533              | 5,551              |
| Interest expense  | (91,539)             | (80,854)           | (87,211)           | (71,587)           | (97,798)           |
| Other, net  | <u>(17,104)</u>      | <u>(12,706)</u>    | <u>(14,292)</u>    | <u>(317)</u>       | <u>(10,853)</u>    |
| Total Non-operating Expenses, net   | <u>(81,581)</u>      | <u>(80,491)</u>    | <u>(67,571)</u>    | <u>(68,313)</u>    | <u>(82,780)</u>    |
| Income Before Contributions for Capital<br>Projects and Contributions to Other<br>Governments | 471,347              | 542,191            | 613,177            | 610,198            | 589,778            |
| Contributions for Capital Projects  | 314,146 <sup>2</sup> | 7,449              | 4,944              | 5,495              | 12,241             |
| Contributions to Other Governments  | <u>-</u>             | <u>(39,919)</u>    | <u>-</u>           | <u>-</u>           | <u>-</u>           |
| Increase in Net Position  | 785,493              | 509,721            | 618,121            | 615,693            | 602,019            |
| Net Position:   |                      |                    |                    |                    |                    |
| Beginning of year   | <u>\$6,078,761</u>   | <u>\$6,864,254</u> | <u>\$7,373,975</u> | <u>\$7,992,096</u> | <u>\$8,607,789</u> |
| End of year   | <u>\$6,864,254</u>   | <u>\$7,373,975</u> | <u>\$7,992,096</u> | <u>\$8,607,789</u> | <u>\$9,209,808</u> |

Source: Florida's Turnpike System financial statements as audited for Fiscal Years 2014 through 2018.

<sup>1</sup> Prior to Fiscal Year 2016, Planning and Development was included in Renewals and Replacements.

<sup>2</sup> Primarily reflect contributions for construction of the I-4 Connector that opened January 2014.

## Discussion of Results of Operations and Management Analysis

The Turnpike System earned over \$1 billion in toll revenues during Fiscal Year 2018, representing an increase of 0.9% from Fiscal Year 2017 revenues. The increase was attributable to toll indexing, coupled with growth in toll transactions on the Turnpike System, offset by approximately \$44.6 million of toll suspensions in response to Hurricane Irma.

In accordance with Section 338.231(3)(b), Florida Statutes, the Turnpike System collects Toll Administrative Charges on plate-based video bills. Due to the growth in toll transactions, Toll Administrative Charges grew from \$20.2 million for Fiscal Year 2017 to \$21.2 million for Fiscal Year 2018. Such amounts are designed to offset the related operating costs.

Concessions and Other Revenues grew from \$15.9 million for Fiscal Year 2017 to \$25.2 million for Fiscal Year 2018, an increase of 58.7%, primarily driven by new administrative fees charged to certain interoperable partners.

Total operating revenues for the twelve months ended June 30, 2018, were \$1.1 billion, representing an increase of 1.8% compared to the prior year. Likewise, Toll transactions increased to 905.5 million from 872.9 million, an increase of 3.7% over the prior year.

Fiscal Year 2018 was marked by strong use of the SunPass electronic toll collection system. With the ability to process nearly four times the volume of vehicles through a dedicated lane as compared to an automatic or manual lane, SunPass has increased processing throughput resulting in significant time savings for Turnpike System patrons. For Fiscal Year 2018, SunPass transactions averaged 83% of total toll transactions on the Turnpike System. To date, over sixteen million SunPass transponders have been sold to customers.

Fiscal Year 2018 Operations and Maintenance (“O&M”) expenses of \$220.9 million increased by approximately 8.4% over Fiscal Year 2017 expenses of \$203.8 million. Total operating expenses, including depreciation expense, for the twelve months ended June 30, 2018 were \$391.2 million, an increase of \$25.2 million, or 6.9%, compared to the prior year. The increase is primarily due to certain nonrecurring charges, including non-capital start-up costs for data processing systems, coupled with new transaction fees charged by certain interoperable partners.

With regard to the Turnpike System’s maintenance program, the infrastructure remains in excellent condition. The State Maintenance Engineer for the Department separately evaluates the maintenance condition of Department facilities. A rating of 80 is considered satisfactory with a rating of 100 being the highest possible. In Fiscal Year 2018, the Department’s rating for the Turnpike System was 87.

### Historical Summary of Operating Revenues and Expenses For the Periods Ended June 30 Turnpike System (In Thousands)

|                                    | <u>For the Twelve Months Ended June 30,</u> |                  |                  |                 |
|------------------------------------|---|------------------|------------------|-----------------|
|                                    | <u>2018</u>                                 | <u>2017</u>      | <u>\$ Change</u> | <u>% Change</u> |
|                                    | <u>(Audited)</u>                            | <u>(Audited)</u> |                  |                 |
| Operating Revenues:                |   |                  |                  |                 |
| Toll Facilities                    | \$1,017,303                                 | \$1,008,420      | \$8,883          | 0.9%            |
| Toll administrative charges        | 21,217                                      | 20,229           | 988              | 4.9%            |
| Concessions & Other Revenues       | 25,209                                      | 15,881           | 9,328            | 58.7%           |
| Total Operating Revenues           | \$1,063,729                                 | \$1,044,530      | \$19,199         | 1.8%            |
| Operating Expenses:                |   |                  |                  |                 |
| Operations and Maintenance         | \$220,887                                   | \$203,811        | \$17,076         | 8.4%            |
| Business development and marketing | 4,115                                       | 4,387            | (272)            | (6.2)%          |
| Renewals and replacements          | 77,251                                      | 76,839           | 412              | 0.5%            |
| Depreciation and amortization      | 47,362                                      | 44,356           | 3,006            | 6.8%            |
| Planning and development           | 41,556                                      | 36,626           | 4,930            | 13.5%           |
| Total Operating Expenses           | \$391,171                                   | \$366,019        | \$25,152         | 6.9%            |
| Operating Income                   | \$672,558                                   | \$678,511        | \$(5,953)        | (0.9)%          |

Source: Florida Turnpike Enterprise Finance Office.

## Historical Summary of Revenues, Expenses and Debt Service Coverage

The following schedule summarizes the operating revenue and expense for the Turnpike System. For comparative purposes, debt service coverage is shown based both on Net Revenue, in accordance with the flow of funds pursuant to the Resolution, and on Gross Revenue, consistent with the Department's Covenant to Pay Costs of Operation and Maintenance. See "FLOW OF FUNDS" above.

### Historical Summary of Revenue and Expense and Debt Service Coverage Turnpike System (In Thousands)

|   | <u>2014</u>      | <u>2015</u>      | <u>2016</u>      | <u>2017</u>            | <u>2018</u>      |
|---|------------------|------------------|------------------|------------------------|------------------|
| <b>Gross Revenue<sup>1</sup></b>                            |                  |                  |                  |                        |                  |
| Tolls   | \$796,301        | \$865,950        | \$955,930        | \$1,008,420            | \$1,017,303      |
| Toll Administrative Charges <sup>2</sup>                    | 8,495            | 15,334           | 16,993           | 20,229                 | 21,217           |
| Concession & Other Revenue                                  | <u>12,073</u>    | <u>13,305</u>    | <u>14,226</u>    | <u>15,881</u>          | <u>25,209</u>    |
| Total   | \$816,869        | \$894,589        | \$987,149        | \$1,044,530            | \$1,063,729      |
| <b>Operations and Maintenance Expenses<sup>1</sup></b>      | <u>(165,838)</u> | <u>(177,160)</u> | <u>(192,458)</u> | <u>(208,198)</u>       | <u>(225,002)</u> |
| <b>Net Revenue</b>  | <u>\$651,031</u> | <u>\$717,429</u> | <u>\$794,691</u> | <u>\$836,332</u>       | <u>\$838,727</u> |
| <b>Annual Debt Service<sup>2</sup></b>                      | \$239,537        | \$253,090        | \$261,425        | \$257,394              | \$256,514        |
| Net Revenue <sup>3</sup> Annual Debt Service Coverage       | 2.72x            | 2.83x            | 3.04x            | 3.25x                  | 3.27x            |
| Gross Revenue <sup>4</sup> Annual Debt Service Coverage     | 3.41x            | 3.53x            | 3.78x            | 4.06x                  | 4.15x            |
| <b>Maximum Annual Debt Service</b>                          | \$255,462        | \$264,585        | \$261,425        | \$257,678 <sup>5</sup> | \$256,514        |
| Net Revenue <sup>3</sup> Max Annual Debt Service Coverage   | 2.55x            | 2.71x            | 3.04x            | 3.25x                  | 3.27x            |
| Gross Revenue <sup>4</sup> Max Annual Debt Service Coverage | 3.20x            | 3.38x            | 3.78x            | 4.05x                  | 4.15x            |

<sup>1</sup> Historical Revenues and Operations and Maintenance Expenses are as shown in Florida's Turnpike System Financial Statements for Fiscal Years 2014 through 2018. Operations and Maintenance expenses include Business Development and Marketing expense and exclude Renewal and Replacement, Depreciation and Amortization, and Planning and Development costs.

<sup>2</sup> Annual debt service for Fiscal Years 2014 through 2018 is shown net of the federal subsidy on the Series 2009B Build America Bonds, which is approximately \$5.5 million for Fiscal Years 2014 through 2017 and \$5.6 million for Fiscal Year 2018.

<sup>3</sup> After payment of Cost of Operation and Cost of Maintenance, as provided in the Resolution.

<sup>4</sup> In accordance with the Department's Covenant to pay costs of operation and maintenance from the STTF.

<sup>5</sup> Reduces a previously reported amount to correct an error.

(Remainder of page intentionally left blank)

## Projected Revenue, Expense and Debt Service Coverage

The following tables of projected revenue, expense and debt service coverage were prepared by the Turnpike System for internal purposes. The accompanying prospective financial information was not prepared with a view toward complying with the guidelines established by the American Institute of Certified Public Accountants with respect to prospective financial information, but, in the view of the Turnpike System's management, was prepared on a reasonable basis, reflects the best currently available estimates and judgments, and presents, to the best of management's knowledge and belief, the expected course of action and the expected future financial performance of the Turnpike System. However, these projections should not be relied upon as being necessarily indicative of future results, and readers of this Official Statement are cautioned not to place undue reliance on the prospective financial information. Neither the Turnpike System's independent auditors, nor any other independent accountants, have compiled, examined or performed any procedures with respect to the projected financial information contained in these tables, nor have they expressed any opinion or form of assurance on such projections or their achievability, and assume no responsibility for, and disclaim any association with the projected financial information.

Net Revenue projections for the Turnpike System in the following table are based upon the projections for revenue and operation and maintenance expense. These estimates include various underlying trends and conditions which have been affected by the recent economic recession. See "Appendix A - Traffic and Earnings Report" for a detailed discussion of the revenue projection assumptions. For comparative purposes, Debt Service Coverage is shown based both on Net Revenue, in accordance with the flow of funds pursuant to the Resolution, and on Gross Revenue consistent with the Department's Covenant to Pay Costs of Operation and Maintenance. See "FLOW OF FUNDS" above.

### Forecast Turnpike System Net Revenues (In Thousands)

| Fiscal Year | Gross Revenue <sup>1</sup> |             |  | Total       | Operations and Maintenance Expenses <sup>3</sup> | Net Revenue |
|-------------|----------------------------|-------------|--|-------------|--|-------------|
|             | Tolls                      | Concessions | Toll Administrative Charges <sup>2</sup> |             |  |             |
| 2019        | \$1,094,905                | \$8,778     | \$5,304                                  | \$1,108,987 | \$228,097  | \$880,890   |
| 2020        | 1,145,056                  | 8,908       | 22,074                                   | 1,176,038   | 239,765  | 936,273     |
| 2021        | 1,179,080                  | 9,029       | 22,515                                   | 1,210,624   | 234,245  | 976,379     |
| 2022        | 1,221,454                  | 9,142       | 22,965                                   | 1,253,561   | 233,087  | 1,020,474   |
| 2023        | 1,273,073                  | 9,291       | 23,424                                   | 1,305,788   | 239,295  | 1,066,493   |
| 2024        | 1,309,912                  | 9,330       | 23,892                                   | 1,343,134   | 245,637  | 1,097,497   |
| 2025        | 1,346,279                  | 9,485       | 24,370                                   | 1,380,134   | 251,778  | 1,128,356   |
| 2026        | 1,385,866                  | 9,644       | 24,857                                   | 1,420,367   | 258,073  | 1,162,294   |
| 2027        | 1,420,342                  | 9,805       | 25,354                                   | 1,455,501   | 264,524  | 1,190,977   |
| 2028        | 1,458,602                  | 9,970       | 25,861                                   | 1,494,433   | 271,137  | 1,223,296   |
| 2029        | 1,493,001                  | 10,139      | 26,378                                   | 1,529,518   | 277,915  | 1,251,603   |

<sup>1</sup> Projected revenues are as shown in Appendix A, "Traffic and Earnings Report" prepared by AECOM. **No assurance can be given that there will not be material differences between such projections and actual results.**

<sup>2</sup> Toll Administrative Charges are estimated by the Turnpike Finance Office and are shown separately. Such revenue does not offset Operations and Maintenance Expenses as in prior Traffic and Earnings Reports. Operations and Maintenance Expense includes Business Development and Marketing Expenses. The reduction in Fiscal Year 2019 reflects the temporary waiver of TOLL-BY-PLATE administrative charges due to the implementation of the SunPass System upgrade see "TOLLS – SunPass Upgrade and Collection Impacts" for additional information.

<sup>3</sup> Operating and Maintenance Expense projections taken from Appendix A, "Traffic and Earnings Report".

(Remainder of page intentionally left blank)

**Projected Revenue, Expense and Debt Service Coverage  
Turnpike System  
(In Thousands)**

|   | <b>Fiscal Years Ending June 30,</b> |                  |                  |                    |                    |
|---|-------------------------------------|------------------|------------------|--------------------|--------------------|
|   | <u>2019</u>                         | <u>2020</u>      | <u>2021</u>      | <u>2022</u>        | <u>2023</u>        |
| <b>Gross Revenue<sup>1</sup></b>                            |                                     |                  |                  |                    |                    |
| Tolls   | \$1,094,905                         | \$1,145,056      | \$1,179,080      | \$1,221,454        | \$1,273,073        |
| Toll Administrative Charges                                 | 5,304                               | 22,074           | 22,515           | 22,965             | 23,424             |
| Concession  | <u>8,778</u>                        | <u>8,908</u>     | <u>9,029</u>     | <u>9,142</u>       | <u>9,291</u>       |
| Total   | \$1,108,987                         | \$1,176,038      | \$1,210,624      | \$1,253,561        | \$1,305,788        |
| <b>Operations and Maintenance Expenses<sup>2</sup></b>      | <u>(228,097)</u>                    | <u>(239,765)</u> | <u>(234,245)</u> | <u>(233,087)</u>   | <u>(239,295)</u>   |
| <b>Net Revenue</b>  | <u>\$880,890</u>                    | <u>\$936,273</u> | <u>\$976,379</u> | <u>\$1,020,474</u> | <u>\$1,066,493</u> |
| <b>Annual Debt Service<sup>3</sup></b>                      | \$258,995                           | \$247,481        | \$247,451        | \$229,012          | \$220,659          |
| Net Revenue <sup>4</sup> Annual Debt Service Coverage       | 3.40x                               | 3.78x            | 3.95x            | 4.46x              | 4.83x              |
| Gross Revenue <sup>5</sup> Annual Debt Service Coverage     | 4.28x                               | 4.75x            | 4.89x            | 5.47x              | 5.92x              |
| <b>Maximum Annual Debt Service<sup>6</sup></b>              | \$258,995                           | \$247,481        | \$247,451        | \$229,012          | \$220,781          |
| Net Revenue <sup>4</sup> Max Annual Debt Service Coverage   | 3.40x                               | 3.78x            | 3.95x            | 4.46x              | 4.83x              |
| Gross Revenue <sup>5</sup> Max Annual Debt Service Coverage | 4.28x                               | 4.75x            | 4.89x            | 5.47x              | 5.91x              |

<sup>1</sup> The revenue projections are as shown in Appendix A, "Traffic and Earnings Report." **No assurance can be given that there will not be material differences between such projections and actual results.**

<sup>2</sup> Operating Maintenance Expense projections provided in Appendix A, "Traffic and Earnings Report." Operating and Maintenance Expense includes Business Development and Marketing expense and excludes Renewal and Replacement costs and Depreciation.

<sup>3</sup> 2019 annual debt service is shown net of the federal subsidy on the previously issued Series 2009B Build America Bonds which is estimated to be approximately \$3.5 million. Includes approximately \$2.8 million in 2018-19 of accrued debt service on the Refunded Bonds. Excludes Refunded Bonds.

<sup>4</sup> After payment of Cost of Operation and Cost of Maintenance, as provided in the Resolution.

<sup>5</sup> In accordance with the Department's Covenant to pay costs of operation and maintenance from State Transportation Trust Fund.

<sup>6</sup> Maximum Annual Debt Service occurs in Fiscal Year 2019 and declines thereafter.

**Impact of Hurricane Irma**

Hurricane Irma made landfall in Florida on September 10, 2017. In advance of the storm, the Governor declared a state of emergency on September 4, 2017. Florida's Turnpike remained open to the traveling public both before and after the storm to facilitate an orderly evacuation from and subsequent return to impacted areas. Toll collection was suspended as of Tuesday, September 5, 2017, around 5:00 p.m. EDT in accordance with the Governor's direction as part of the evacuation efforts. With the majority of evacuees having safely made it back to their homes, the Governor directed toll collections to be reinstated at 12:01 a.m. EDT on Thursday, September 21, 2017.

The Turnpike System experienced minimal revenue impact, approximately \$44.6 million, from the suspension of tolls, which represents approximately 4% of annual Turnpike System revenues. Fiscal Year 2018 Toll revenues are comparable with Fiscal Year 2017 due to: (1) continued growth in traffic due to favorable economic conditions in Florida, and (2) the statutorily required Toll rate adjustment on October 29, 2017 (1.3% for SunPass and Toll-By-Plate and 6.6% for cash users). Additionally, the Turnpike System's current cash position is strong. Accordingly, Hurricane Irma had no significant impact to liquidity or debt service coverage.

**Impact of Hurricane Michael**

Hurricane Michael made landfall in Florida on October 10, 2018. In advance of the storm, the Governor declared a State of Emergency on October 7, 2018. Florida's Turnpike was not impacted by Hurricane Michael as no Turnpike assets are located in the Florida Panhandle. The Turnpike does not anticipate any financial impacts from Hurricane Michael.

The Department does not generally publish its business plans and strategies for the Turnpike System or make external disclosures of its anticipated financial position or results of operations. Accordingly, the Department does not intend to update or otherwise revise the prospective financial information to reflect circumstances existing since its preparation or to reflect the occurrence of unanticipated events even in the event that any or all of the underlying assumptions are shown to be in error. Furthermore, the Department does not intend to update or revise the prospective financial information to reflect changes in general economic or industry conditions occurring after the date hereof.

## SCHEDULE OF DEBT SERVICE

The table below shows the debt service on the Outstanding Bonds, the debt service on the 2019A Bonds and the total debt service. Payments due on July 1 are deemed to accrue in the preceding fiscal year.

| <b>Fiscal Year</b> | <b>Outstanding Bonds</b>   | <b>2019A Bonds Debt Service</b> |                      |                      | <b>Total</b>           |
|--------------------|----------------------------|---------------------------------|----------------------|----------------------|------------------------|
|                    | <b>Debt Service</b>        | <b>Principal</b>                | <b>Interest</b>      | <b>Total</b>         | <b>Debt Service</b>    |
| 2019               | \$255,219,369 <sup>1</sup> | -                               | \$3,775,985          | \$3,775,985          | \$258,995,354          |
| 2020               | 231,110,221                | \$5,915,000                     | 10,455,700           | 16,370,700           | 247,480,921            |
| 2021               | 229,905,971                | 7,385,000                       | 10,159,950           | 17,544,950           | 247,450,921            |
| 2022               | 211,476,221                | 7,745,000                       | 9,790,700            | 17,535,700           | 229,011,921            |
| 2023               | 203,131,034                | 8,125,000                       | 9,403,450            | 17,528,450           | 220,659,484            |
| 2024               | 203,249,284                | 8,515,000                       | 8,997,200            | 17,512,200           | 220,761,484            |
| 2025               | 203,274,284                | 8,935,000                       | 8,571,450            | 17,506,450           | 220,780,734            |
| 2026               | 182,547,221                | 9,365,000                       | 8,124,700            | 17,489,700           | 200,036,921            |
| 2027               | 181,664,221                | 9,820,000                       | 7,656,450            | 17,476,450           | 199,140,671            |
| 2028               | 157,425,513                | 10,065,000                      | 7,165,450            | 17,230,450           | 174,655,963            |
| 2029               | 151,396,813                | 10,565,000                      | 6,662,200            | 17,227,200           | 168,624,013            |
| 2030               | 144,173,994                | 11,100,000                      | 6,133,950            | 17,233,950           | 161,407,944            |
| 2031               | 141,695,044                | 11,650,000                      | 5,578,950            | 17,228,950           | 158,923,994            |
| 2032               | 141,684,169                | 12,230,000                      | 4,996,450            | 17,226,450           | 158,910,619            |
| 2033               | 141,694,219                | 12,845,000                      | 4,384,950            | 17,229,950           | 158,924,169            |
| 2034               | 130,747,288                | 13,490,000                      | 3,742,700            | 17,232,700           | 147,979,988            |
| 2035               | 115,246,138                | 14,160,000                      | 3,068,200            | 17,228,200           | 132,474,338            |
| 2036               | 115,245,875                | 14,730,000                      | 2,501,800            | 17,231,800           | 132,477,675            |
| 2037               | 85,542,725                 | 15,320,000                      | 1,912,600            | 17,232,600           | 102,775,325            |
| 2038               | 74,573,206                 | 15,930,000                      | 1,299,800            | 17,229,800           | 91,803,006             |
| 2039               | 74,492,869                 | 16,565,000                      | 662,600              | 17,227,600           | 91,720,469             |
| 2040               | 74,603,175                 | -                               | -                    | -                    | 74,603,175             |
| 2041               | 58,424,150                 | -                               | -                    | -                    | 58,424,150             |
| 2042               | 51,653,550                 | -                               | -                    | -                    | 51,653,550             |
| 2043               | 45,346,075                 | -                               | -                    | -                    | 45,346,075             |
| 2044               | 34,922,200                 | -                               | -                    | -                    | 34,922,200             |
| 2045               | 28,145,000                 | -                               | -                    | -                    | 28,145,000             |
| 2046               | 18,104,800                 | -                               | -                    | -                    | 18,104,800             |
| 2047               | 18,106,000                 | -                               | -                    | -                    | 18,106,000             |
| 2048               | <u>18,106,400</u>          | <u>-</u>                        | <u>-</u>             | <u>-</u>             | <u>18,106,400</u>      |
|                    | <u>\$3,722,907,026</u>     | <u>224,455,000</u>              | <u>\$125,045,235</u> | <u>\$349,500,235</u> | <u>\$4,072,407,262</u> |

<sup>1</sup> Fiscal Year 2019 debt service is net of the expected federal subsidy payments on the Series 2009B Build America Bonds, which are estimated to be \$3.5 million. Includes approximately \$2.8 million in 2018-19 of accrued debt service on the Refunded Bonds.

## PROVISIONS OF STATE LAW

### Bonds Legal Investment for Fiduciaries

The State Bond Act provides that all bonds issued by the Division of Bond Finance are legal investments for state, county, municipal or other public funds, and for banks, savings banks, insurance companies, executors, administrators, trustees, and all other fiduciaries and also are securities eligible as collateral deposits for all state, county, municipal, or other public funds.

### Negotiability

The 2019A Bonds will have all the qualities and incidents of negotiable instruments under the Uniform Commercial Code - Investment Securities Law of the State.

## TAX MATTERS

### The 2019A Bonds – Federal Tax Treatment

The Internal Revenue Code of 1986, as amended (the “Code”), includes requirements which the Division of Bond Finance, the Board of Administration and the Department must continue to meet after the issuance of the 2019A Bonds in order that interest on the 2019A Bonds not be included in gross income for federal income tax purposes. The failure by the Division of Bond Finance, the Board of Administration or the Department to meet these requirements may cause interest on the 2019A Bonds to be included in gross income for federal income tax purposes retroactive to their date of issuance. The Division of Bond Finance, the Board of Administration and the Department have covenanted in the Resolution to comply with the requirements of the Code in order to maintain the exclusion of interest on the 2019A Bonds from gross income for federal income tax purposes.

In the opinion of Bond Counsel, assuming continuing compliance by the Division of Bond Finance, the Board of Administration and the Department with the tax covenant referred to above and the accuracy of certain representations delivered in connection with the issuance of the 2019A Bonds, under existing statutes, regulations, rulings and court decisions interest on the 2019A Bonds is excluded from gross income for federal income tax purposes. Interest on the 2019A Bonds is not an item of tax preference for purposes of the federal alternative minimum tax imposed on individuals.

Except as described herein, Bond Counsel will express no opinion regarding the federal income tax consequences resulting from the ownership of, receipt or accrual of interest on, or disposition of the 2019A Bonds. Prospective purchasers of 2019A Bonds should be aware that the ownership of 2019A Bonds may result in collateral federal income tax consequences, including (i) the denial of a deduction for interest on indebtedness incurred or continued to purchase or carry 2019A Bonds or, in the case of a financial institution, that portion of the owner's interest expense allocable to interest on a 2019A Bond, (ii) the reduction of loss reserve deduction for property and casualty insurance companies by 15% of certain items, including interest on the 2019A Bonds, (iii) the inclusion of interest on the 2019A Bonds in the effectively connected earnings and profits (with adjustments) of certain foreign corporations doing business in the United States for purposes of a branch profits tax, (iv) the inclusion of interest on the 2019A Bonds in the passive income subject to federal income taxation of certain Subchapter S corporations with Subchapter C earnings and profits at the close of the taxable year, and (v) the inclusion of interest on the 2019A Bonds in the determination of the taxability of certain Social Security and Railroad Retirement benefits to certain recipients of such benefits.

### Original Issue Premium

All of the 2019A Bonds (the "Premium Bonds") were offered and sold to the public at a price in excess of their stated redemption price (the principal amount) at maturity (or earlier for certain Premium Bonds callable prior to maturity). That excess constitutes bond premium. For federal income tax purposes, bond premium is amortized over the period to maturity of a Premium Bond, based on the yield to maturity of that Premium Bond (or, in the case of a Premium Bond callable prior to its stated maturity, the amortization period and yield may be required to be determined on the basis of an earlier call date that results in the lowest yield on that Premium Bond), compounded semiannually (or over a shorter permitted compounding interval selected by the owner). No portion of that bond premium is deductible by the owner of a Premium Bond. For purposes of determining the owner's gain or loss on the sale, redemption (including redemption at maturity) or other disposition of a Premium Bond, the owner's tax basis in the Premium Bond is reduced by the amount of bond premium that accrues during the period of ownership. As a result, an owner may realize taxable gain for federal income tax purposes from the sale or other disposition of a Premium Bond for an amount equal to or less than the amount paid by the owner for that Premium Bond.

**Information Reporting and Backup Withholding.** Interest paid on tax-exempt bonds such as the 2019A Bonds is subject to information reporting to the Internal Revenue Service in a manner similar to interest paid on taxable obligations. This reporting requirement does not affect the excludability of interest on the 2019A Bonds from gross income for federal income tax purposes. However, in conjunction with that information reporting requirement, the Code subjects certain non-corporate owners of 2019A Bonds, under certain circumstances, to “backup withholding” at the rates set forth in the Code, with respect to payments on the 2019A Bonds and proceeds from the sale of 2019A Bonds. Any amount so withheld would be refunded or allowed as a credit against the federal income tax of such owner of 2019A Bonds. This withholding generally applies if the owner of 2019A Bonds (i) fails to furnish the payor such owner's social security number or other taxpayer identification number (“TIN”), (ii) furnished the payor an incorrect TIN, (iii) fails to properly report interest, dividends, or other “reportable payments” as defined in the Code, or (iv) under certain circumstances, fails to provide the payor or such owner's securities broker with a certified statement, signed under penalty of perjury, that the TIN provided is correct and that such owner is not subject to backup withholding. Prospective purchasers of the 2019A Bonds may also wish to consult with their tax advisors with respect to the need to furnish certain taxpayer information in order to avoid backup withholding.

### State Taxes

The 2019A Bonds and the income thereon are not subject to taxation under the laws of the State of Florida, except estate taxes imposed by Chapter 198, Florida Statutes, as amended, and taxes under Chapter 220, Florida Statutes, as amended, on interest, income or profits on debt obligations owned by corporations as defined therein.

Florida laws governing the imposition of estate taxes do not provide for an exclusion of state or local bonds from the calculation of the value of the gross estate for tax purposes. Florida's estate tax is generally calculated on the basis of the otherwise unused portion of the federal credit allowed for state estate taxes. Under Chapter 198, Florida Statutes, all values for state estate tax purposes are as finally determined for federal estate tax purposes. Since state and local bonds are included in the valuation of the gross estate for federal tax purposes, such obligations would be included in such calculation for Florida estate tax purposes. Prospective owners of the 2019A Bonds should consult their own attorneys and advisors for the treatment of the ownership of the 2019A Bonds for estate tax purposes.

The 2019A Bonds and the income thereon are subject to the tax imposed by Chapter 220, Florida Statutes, on interest, income, or profits on debt obligations owned by corporations and other specified entities.

## INDEPENDENT AUDITORS

The financial statements of Florida's Turnpike System as of and for the year ended June 30, 2018, included in Appendix C of this Official Statement have been audited by RSM US LLP, independent auditors, as stated in their report dated November 1, 2018, appearing therein. Their opinion was unmodified with respect thereto. RSM US LLP, has not been engaged to perform and has not performed, since the date of its report included herein, any procedures on the financial statements addressed in that report.

## MISCELLANEOUS

### Investment of Funds

All State funds are invested by either the State's Chief Financial Officer or the Board of Administration.

*Funds Held Pursuant to the Resolution* - The Resolution directs the manner in which funds held in the various funds and accounts for the Bonds may be invested. The Board of Administration manages the funds created pursuant to the Resolution, except for the Turnpike Plan Construction Fund, the Renewal and Replacement Fund and the General Reserve Fund, which are held in the State Treasury. Moneys in the funds and accounts may generally be invested and reinvested in Permitted Investments as defined in the Resolution, except that the Renewal and Replacement Fund and the General Reserve Fund may be invested as provided by interest received upon any investments of the moneys is deposited in the Revenue Fund and used in the same manner and order of priority as other moneys on deposit therein, unless otherwise provided by resolution; provided that investment earnings on moneys in the Rebate Fund and the Turnpike Plan Construction Fund are deposited therein, respectively.

*Investment by the Chief Financial Officer* - Funds held in the State Treasury are invested by internal and external investment managers. As of June 30, 2018, the ratio was approximately 45% internally managed funds, 44% externally managed funds, 4% Certificates of Deposit and 7% in an externally managed Security Lending program. The total portfolio market value on June 30, 2018, was \$24,921,817,810.98.

Under State law, the Treasury is charged with investing funds of each State agency and the judicial branch. As of June 30, 2018, \$17.450 billion of the investments in the Treasury consisted of accounts held by State agencies that are required by law to maintain their investments in the Treasury; additionally, \$5.925 billion as of this date consisted of moneys held by certain boards, associations, or entities created by the State Constitution or by State law that are not required to maintain their investments with the Treasury and are permitted to withdraw these funds from the Treasury.

As provided by State law, the Treasury must be able to timely meet all disbursement needs of the State. Accordingly, the Treasury allocates its investments to provide for estimated disbursements plus a cushion for liquidity in instances of greater-than-expected disbursement demand.

To this end, a portion of Treasury's investments are managed for short-term liquidity and preservation of principal. The remainder is managed to obtain maximum yield, given the safety parameters of State law and Treasury's Comprehensive Investment Policy. Investments managed for short-term liquidity and preservation of principal are managed "internally" by Treasury personnel. The majority of investments managed for a maximum return are managed by "external" investment companies hired by the State.

The Externally Managed Investment Program provides long-term value while limiting risk appropriately and provides a backup source of liquidity. External investment strategy focuses on medium-term and long-term fixed income securities, rather than money market instruments, in order to take advantage of higher returns historically achieved by such securities. Portfolio managers are hired to actively manage funds. These funds may be invested in U.S. Treasury government agency obligations, investment grade corporate debt, municipal debt, mortgage backed securities, asset backed securities, and U.S. dollar denominated investment-grade foreign bonds that are registered with the Securities and Exchange Commission. The managers may also use leveraging techniques such as forward purchase commitments, and interest rate futures.



*Investment by the Board of Administration* - The Board of Administration manages investment of assets on behalf of the members of the Florida Retirement System (the “FRS”) Defined Benefit Plan. It also acts as sinking fund trustee for most State bond issues and oversees the management of FRS Investment Plan investment options, Florida Hurricane Catastrophe Fund moneys, a short-term investment pool for local governments and smaller trust accounts on behalf of third party beneficiaries.

The Board of Administration adopts specific investment policy guidelines for the management of its funds which reflect the long-term risk, yield, and diversification requirements necessary to meet its fiduciary obligations. As of June 30, 2018, the Board of Administration directed the investment/administration of 30 funds in 540 portfolios.

As of June 30, 2018, the total market value of the FRS (Defined Benefit) Trust Fund was \$160,439,358,858.05. The Board of Administration pursues an investment strategy which allocates assets to different investment types. The long-term objective is to meet liability needs as determined by actuarial assumptions. Asset allocation levels are determined by the liquidity and cash flow requirements of the FRS, absolute and relative valuations of the asset class investments, and opportunities within those asset classes. Funds are invested internally and externally under a Defined Benefit Plan Investment Policy Statement.

The Board of Administration uses a variety of derivative products as part of its overall investment strategy. These products are used to manage risk or to execute strategies more efficiently or more cost effectively than could be done in the cash markets. They are not used to speculate in the expectation of earning extremely high returns. Any of the products used must be within investment policy guidelines designed to control the overall risk of the portfolio.

The Board of Administration invests assets in 29 designated funds other than the FRS (Defined Benefit) Trust Fund. As of June 30, 2018, the total market value of these funds equaled \$40,709,809,290.74. Each fund is independently managed by the Board of Administration in accordance with the applicable documents, legal requirements and investment plan. Liquidity and preservation of capital are preeminent investment objectives for most of these funds, so investments for these are restricted to high quality money market instruments (e.g., cash, short-term treasury securities, certificates of deposit, banker’s acceptances, and commercial paper). The term of these investments is generally short, but may vary depending upon the requirements of each trust and its investment plan.

Investment of bond sinking funds is controlled by the resolution authorizing issuance of a particular series of bonds. The Board of Administration’s investment policy with respect to sinking funds is that only U.S. Treasury securities, and repurchase agreements backed thereby, be used.

## **Bond Ratings**

Fitch Ratings, Moody’s Investors Service and S&P Global Ratings (herein referred to collectively as “Rating Agencies”), have assigned their municipal bond ratings of AA (stable outlook), Aa2 (stable outlook), and AA (stable outlook), respectively to the 2019A Bonds. Such ratings reflect only the respective views of such Rating Agencies at the time such ratings were issued, and an explanation of the significance of such ratings may be obtained from any of the respective rating agencies.

The Division of Bond Finance and the Department furnished to such Rating Agencies certain information and material in respect to the State and the 2019A Bonds. Generally, Rating Agencies base their ratings on such information and materials and on investigations, studies and assumptions made by the Rating Agencies. There is no assurance that such ratings will be maintained for any given period of time or that they may not be lowered, suspended or withdrawn entirely by the Rating Agencies, or any of them, if in their or its judgment, circumstances warrant. Any such downward change in, suspension of or withdrawal of such ratings may have an adverse effect on the market price of the 2019A Bonds.

Certain companies provide either bond insurance or reserve account surety bonds on various series of Outstanding Bonds. The Rating Agencies have evaluated (and are continuing to evaluate) the effects of the downturn in the market for certain structured finance instruments, including collateralized debt obligations and residential mortgage backed securities, on the claims-paying ability of financial guarantors. The results of these evaluations have included and may include additional ratings affirmations, changes in rating outlook, reviews for downgrade, and downgrades. To date, the Rating Agencies have rated the following companies as indicated: Assured Guaranty Municipal Corp. (AG Muni - formerly, Financial Security Assurance Inc.) - S&P/AA, Moody’s/A2, and MBIA Insurance Corporation - Moody’s/Caa1. AG Muni has a stable outlook by both Moody’s and S&P. MBIA has a developing outlook by Moody’s. Fitch has withdrawn its ratings for Ambac Assurance Corporation (Ambac), Financial Guaranty Insurance Company (FGIC), MBIA, and AG Muni; Moody’s and S&P have withdrawn their ratings for FGIC and Ambac. S&P has withdrawn its ratings for MBIA and National Public Finance Guarantee Corporation (“National”). National is currently rated “Baa2” by Moody’s with a stable outlook. MBIA has entered into a reinsurance agreement with National whereby National has reinsured all US public finance transactions of MBIA. Potential investors are directed to the Rating Agencies for additional information on their ongoing evaluations of the financial guaranty industry and individual financial guarantors.

## **Verification of Mathematical Calculations**

The arithmetical accuracy of the mathematical computations supporting the adequacy of the maturing principal amounts of, and interest on the investments purchased with funds deposited pursuant to the Escrow Deposit Agreement to pay the principal of and interest on the Refunded Bonds, and the arithmetical accuracy of the mathematical computations relating to the investment of funds in the Escrow Deposit Trust Fund, supporting the conclusion that the 2019A Bonds will not be “arbitrage bonds” under the Internal Revenue Code of 1986, will be verified by Causey Demgen & Moore, P.C., Certified Public Accountants, as a condition of the delivery of the 2019A Bonds.

## **Environmental Risk Factors**

With more than 2,000 linear miles of coastline, Florida’s natural resources affect its economy in a variety of ways. Economic activity attributable to tourism represents a significant part of the State’s economy, and the State’s beaches are primarily responsible for attracting tourists to the State. Because of the State’s economic reliance on its natural resources, its financial position may be vulnerable to the impacts of environmental events.

The magnitude of the impact on the State’s operations or financial condition from environmental risks is indeterminate and is unpredictable for future natural disasters like hurricanes, tropical storms, and naturally-occurring phenomena like red tide. There can be no assurance that the State will not encounter such risks in the future or that such risks will not have an adverse effect on the operations or financial condition of the State.

## **Litigation**

There is no litigation pending, or to the knowledge of the Department or the Division of Bond Finance, threatened, which if successful would have the effect of restraining or enjoining the issuance or delivery of the 2019A Bonds or questioning or affecting the validity of the 2019A Bonds or the proceedings and authority under which the 2019A Bonds are to be issued. The Department and the Division of Bond Finance from time to time engage in certain routine litigation the outcome of which would not be expected to have any material adverse effect on the issuance and delivery of the 2019A Bonds or the Turnpike System.

## **Legal Matters**

The legal opinion of Greenberg Traurig, P.A., Miami, Florida, approving certain legal matters, will be provided on the date of delivery of the 2019A Bonds, as well as a certificate, executed by appropriate State officials, to the effect that to the best of their knowledge the Official Statement, as of its date and as of the date of delivery of the 2019A Bonds, does not contain an untrue statement of a material fact or omit to state a material fact which should be included herein for the purpose for which the Official Statement is intended to be used, or which is necessary to make the statements contained herein, in the light of the circumstances under which they were made, not misleading. A proposed form of the legal opinion of Bond Counsel is attached hereto as Appendix H.

## **Continuing Disclosure**

The Department will undertake, for the benefit of the beneficial owners and the Registered Owners of the 2019A Bonds, to provide, or cause to be provided, certain financial information and operating data and to provide notices of certain material events. Such financial information and operating data will be transmitted to the Municipal Securities Rulemaking Board (the “MSRB”) using its Electronic Municipal Market Access System (EMMA). Any notice of material events will also be transmitted to the MSRB using EMMA. The form of the undertaking is set forth in Appendix I, “Form of Continuing Disclosure Agreement”. This undertaking is being made in order to assist the underwriters in complying with Rule 15c2-12 of the Securities and Exchange Commission.

Neither the Department nor the Division of Bond Finance has failed, in the previous five years, to comply in all material aspects with any prior disclosure undertakings.

## **Underwriting**

Citigroup Global Markets Inc. (the “Underwriter”) has agreed to purchase the 2019A Bonds at an aggregate purchase price of \$253,642,588.35 (which represents the par amount of the 2019A Bonds plus an original issue premium of \$29,566,917.30 and minus the Underwriter’s discount of \$379,328.95). The Underwriter may offer and sell the 2019A Bonds to certain dealers (including dealers depositing bonds into investment trusts, including trusts managed by the Underwriter) at prices lower than the offering prices. The offering prices or yields on the 2019A Bonds set forth on the inside front cover may be changed after the initial offering by the Underwriter.

**Execution of Official Statement**

The execution and delivery of this Official Statement have been duly authorized by the Department and the Division of Bond Finance.

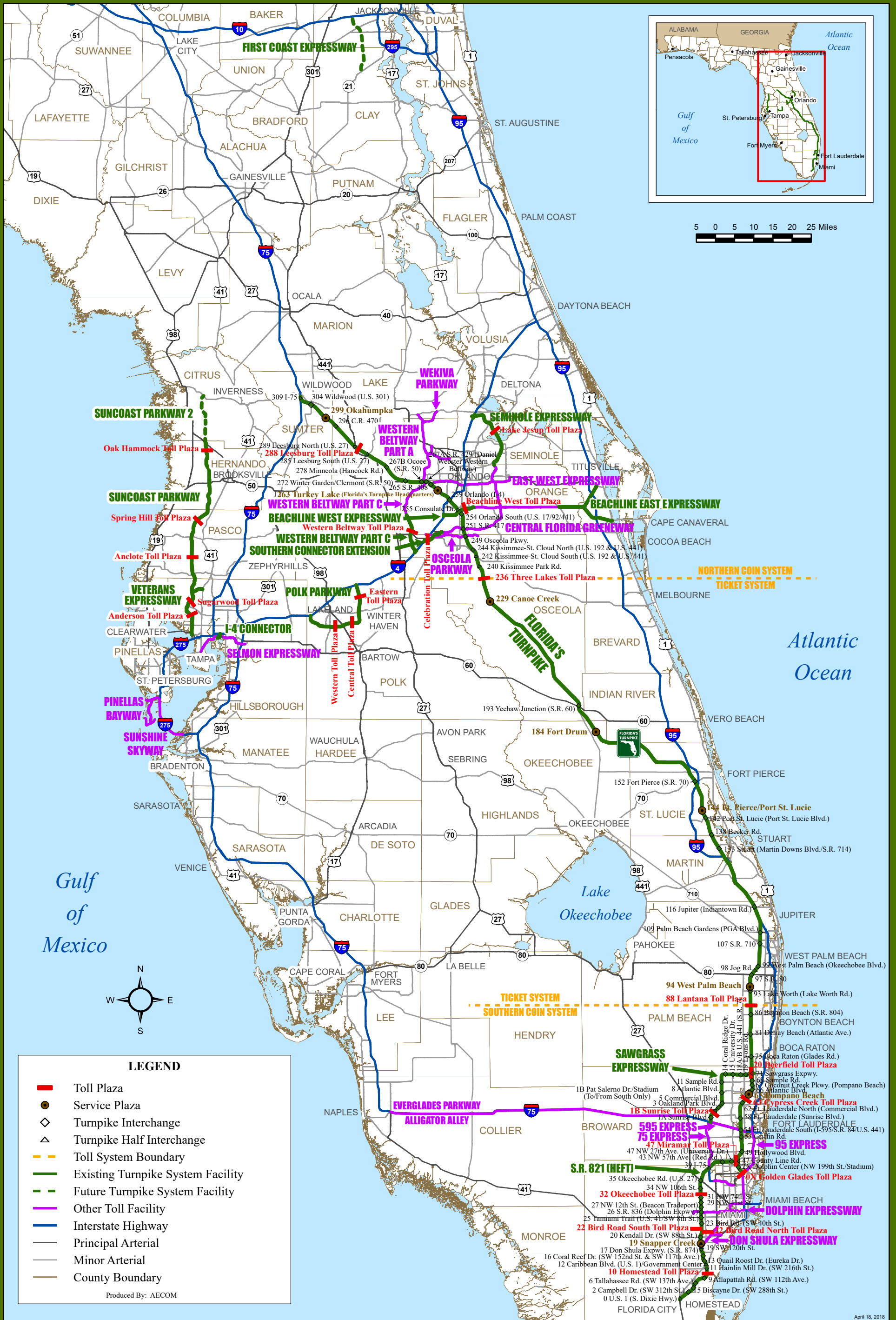
FLORIDA DEPARTMENT OF TRANSPORTATION

ERIK R. FENNIMAN  
Interim Secretary

DIVISION OF BOND FINANCE OF THE STATE BOARD OF  
ADMINISTRATION OF FLORIDA on behalf of the STATE OF  
FLORIDA DEPARTMENT OF TRANSPORTATION

RON DESANTIS  
Governor, as Chairman  
of the Governing Board

J. BEN WATKINS III  
Director  
Division of Bond Finance



**LEGEND**

- Toll Plaza
- Service Plaza
- ◇ Turnpike Interchange
- △ Turnpike Half Interchange
- Toll System Boundary
- Existing Turnpike System Facility
- - - Future Turnpike System Facility
- Other Toll Facility
- Interstate Highway
- Principal Arterial
- Minor Arterial
- County Boundary

Produced By: AECOM

April 18, 2018

# Map of Central and Southern Florida Showing THE FLORIDA TURNPIKE SYSTEM

Sources: Florida Department of Transportation 2018; NAVTEQ 2018



[This page intentionally left blank]



AECOM  
150 North Orange Avenue  
Suite 200  
Orlando FL, 32801  
www.aecom.com

407 843 6552 tel  
407 839 1789 fax

December 28, 2018

Division of Bond Finance  
State Board of Administration  
Post Office Box 13300  
Tallahassee, Florida 32317-3300

Florida Department of Transportation  
Milepost 263, Florida's Turnpike  
Bldg. 5315, Turkey Lake Service Plaza  
Ocoee, Florida 34761

Dear Sir/Madam:

As the Traffic Engineers to the Florida Department of Transportation for Florida's Turnpike System in connection with the \$224,170,000 State of Florida, Department of Transportation, Turnpike Revenue Refunding Bonds, Series 2019A:

- (i) we consent to the reference to AECOM Technical Services, Inc. in the Preliminary Official Statement and the Official Statement and to the inclusion of our Traffic Engineer's Report therein;
- (ii) except as disclosed in the Preliminary Official Statement and the Official Statement, we know of no material change in matters described in the Traffic Engineer's Report contained in the Preliminary Official Statement and Official Statement or matters contained in such Preliminary Official Statement and Official Statement attributed to it;
- (iii) we believe that the assumptions used in the Traffic Engineer's Report are reasonable; and
- (iv) the Traffic Engineer's Report was prepared in accordance with generally accepted engineering practices.

Very truly yours,  
**AECOM Technical Services, Inc.**

William A. Nelsen, C.P.A.  
Vice President

TRAFFIC AND EARNINGS REPORT  
FOR  
FLORIDA'S TURNPIKE SYSTEM

September 2018

Prepared for the  
**Florida Department of Transportation**  
By  
**AECOM Technical Services, Inc.**

[This page intentionally left blank]



# TABLE OF CONTENTS

PAGE

|           |   |           |
|-----------|---|-----------|
| <b>1.</b> | <b>Introduction – Florida’s Transportation Infrastructure .....</b>       | <b>1</b>  |
| 1.1       | Florida’s Turnpike System.....  | 3         |
| 1.1.1     | Mainline .....  | 4         |
| 1.1.2     | Sawgrass Expressway .....   | 6         |
| 1.1.3     | Seminole Expressway .....   | 7         |
| 1.1.4     | Veterans Expressway .....   | 7         |
| 1.1.5     | Southern Connector Extension.....   | 7         |
| 1.1.6     | Polk Parkway.....   | 7         |
| 1.1.7     | Suncoast Parkway .....  | 7         |
| 1.1.8     | Daniel Webster Western Beltway, Part C .....                              | 8         |
| 1.1.9     | I-4 Connector.....  | 8         |
| 1.1.10    | Beachline East Expressway.....  | 8         |
| 1.2       | Other Transportation Facilities .....                                     | 8         |
| <b>2.</b> | <b>Toll Collection and Historical Traffic, Revenue and Expenses .....</b> | <b>10</b> |
| 2.1       | Existing Turnpike System.....   | 11        |
| 2.1.1     | Mainline/SR 821 (HEFT) – Florida City-Miramar .....                       | 15        |
| 2.1.2     | Mainline/Southern Coin System – Golden Glades/Miramar-Boynton Beach.....  | 16        |
| 2.1.3     | Mainline/Ticket System – Boynton Beach-Kissimmee .....                    | 17        |
| 2.1.4     | Mainline/Northern Coin System – Kissimmee-Wildwood .....                  | 18        |
| 2.1.5     | Mainline/Beachline West Expressway – Orlando.....                         | 19        |
| 2.1.6     | Total Mainline – Traffic and Revenue .....                                | 19        |
| 2.1.7     | Sawgrass Expressway .....   | 22        |
| 2.1.8     | Seminole Expressway .....   | 23        |
| 2.1.9     | Veterans Expressway .....   | 24        |
| 2.1.10    | Southern Connector Extension.....   | 26        |
| 2.1.11    | Polk Parkway.....   | 27        |
| 2.1.12    | Suncoast Parkway .....  | 29        |
| 2.1.13    | Daniel Webster Western Beltway, Part C .....                              | 30        |
| 2.1.14    | I-4 Connector.....  | 32        |
| 2.1.15    | Beachline East Expressway.....  | 33        |
| 2.1.16    | Total Traffic Transactions and Toll Revenue.....                          | 33        |
| 2.2       | Concession Revenue .....  | 35        |
| 2.3       | Operations and Maintenance Expenses.....                                  | 36        |
| 2.4       | Net Revenue.....  | 37        |
| <b>3.</b> | <b>Projected Traffic, Revenue and Expenses.....</b>                       | <b>38</b> |
| 3.1       | Factors Affecting Turnpike System Traffic and Revenue .....               | 38        |
| 3.1.1     | Socioeconomic Indicators .....  | 38        |
| 3.1.1.1   | Recessionary Impacts .....  | 40        |
| 3.1.1.2   | Fuel Prices.....  | 42        |
| 3.1.2     | Turnpike Improvements .....   | 42        |
| 3.1.2.1   | Other Transportation Improvements .....                                   | 44        |

|         |  |    |
|---------|--|----|
| 3.1.2.2 | Historical and Planned Toll Changes .....                  | 45 |
| 3.1.2.3 | Toll Elasticity .....                                      | 46 |
| 3.1.3   | Travel Time Comparisons .....                              | 47 |
| 3.2     | Summary of Assumptions .....                               | 48 |
| 3.3     | Forecasting Methodology .....                              | 48 |
| 3.4     | Traffic and Toll Revenue Forecasts .....                   | 50 |
| 3.4.1   | Mainline .....   | 51 |
| 3.4.2   | Sawgrass Expressway .....                                  | 51 |
| 3.4.3   | Seminole Expressway .....                                  | 52 |
| 3.4.4   | Veterans Expressway .....                                  | 53 |
| 3.4.5   | Southern Connector Extension.....                          | 54 |
| 3.4.6   | Polk Parkway.....  | 54 |
| 3.4.7   | Suncoast Parkway .....                                     | 55 |
| 3.4.8   | Daniel Webster Western Beltway, Part C .....               | 56 |
| 3.4.9   | I-4 Connector.....   | 57 |
| 3.4.10  | Beachline East Expressway.....                             | 58 |
| 3.4.11  | First Coast Expressway .....                               | 59 |
| 3.4.12  | Total Traffic Transactions and Toll Revenue Forecasts..... | 59 |
| 3.5     | Concession Revenue Forecasts .....                         | 61 |
| 3.6     | Operations and Maintenance Expense Forecast.....           | 62 |
| 3.7     | Net Revenue.....   | 63 |
| 3.8     | Conclusion .....   | 64 |

# LIST OF TABLES

# PAGE

|   |    |
|---|----|
| Table 1 Turnpike Revenue Bond History Since 1989 .....  | 2  |
| Table 2 Mainline Interchanges and Service Areas.....  | 5  |
| Table 3 Mainline Capacity Improvements.....   | 6  |
| Table 4 Toll Increases and Toll Modifications .....   | 13 |
| Table 5 Comparative Passenger Car Tolls.....  | 14 |
| Table 6 Mainline/SR 821 (HEFT) Tolls by Vehicle Class .....   | 15 |
| Table 7 Mainline/Southern Coin System Tolls by Vehicle Class.....   | 17 |
| Table 8 Toll Adjustment .....   | 18 |
| Table 9 Mainline/Northern Coin System Tolls by Vehicle Class.....   | 18 |
| Table 10 Mainline/Beachline West Expressway Tolls by Vehicle Class .....                                    | 19 |
| Table 11 Mainline Traffic Transactions and Toll Revenue FY 2009-2018.....                                   | 20 |
| Table 12 Mainline Interchanges Opened Since 1990 .....  | 21 |
| Table 13 FY 2018 Mainline Traffic Transactions and Toll Revenue by Vehicle Class .....                      | 21 |
| Table 14 Sawgrass Expressway Tolls by Vehicle Class .....   | 22 |
| Table 15 Sawgrass Expressway Traffic Transactions and Toll Revenue FY 2009-2018.....                        | 23 |
| Table 16 Seminole Expressway Tolls by Vehicle Class.....  | 23 |
| Table 17 Seminole Expressway Traffic Transactions and Toll Revenue FY 2009-2018.....                        | 24 |
| Table 18 Veterans Expressway Tolls by Vehicle Class.....  | 25 |
| Table 19 Veterans Expressway Traffic Transactions and Toll Revenue FY 2009-2018.....                        | 25 |
| Table 20 Southern Connector Extension Tolls by Vehicle Class .....  | 26 |
| Table 21 Southern Connector Extension Traffic Transactions and Toll Revenue FY 2009-2018 .....              | 27 |
| Table 22 Polk Parkway Tolls by Vehicle Class.....   | 28 |
| Table 23 Polk Parkway Traffic Transactions and Toll Revenue FY 2009-2018 .....                              | 29 |
| Table 24 Suncoast Parkway Tolls by Vehicle Class.....   | 29 |
| Table 25 Suncoast Parkway Traffic Transactions and Toll Revenue FY 2009-2018.....                           | 30 |
| Table 26 Daniel Webster Western Beltway, Part C Tolls by Vehicle Class.....                                 | 31 |
| Table 27 Daniel Webster Western Beltway, Part C Traffic Transactions and Toll Revenue<br>FY 2009-2018 ..... | 31 |
| Table 28 I-4 Connector Tolls by Vehicle Class.....  | 32 |
| Table 29 I-4 Connector, Traffic Transactions and Toll Revenue FY 2014-2018.....                             | 32 |
| Table 30 Beachline East Expressway, Traffic Transactions and Toll Revenue FY 2015-2018 .....                | 33 |
| Table 31 Turnpike System Traffic Transactions FY 2009-2018 .....  | 34 |
| Table 32 Turnpike System Toll Revenue FY 2009-2018 .....  | 34 |
| Table 33 Concession Revenue FY 2009-2018.....   | 36 |
| Table 34 Operations and Maintenance Expenses FY 2009-2018 .....   | 37 |
| Table 35 Revenue and Expense Summary FY 2009-2018 .....   | 37 |
| Table 36 Florida Population, 1950-2017 .....  | 38 |
| Table 37 Turnpike Service Area Population by County 1980-2017.....  | 39 |
| Table 38 Comparison of Home Ownership, Housing Units and Households Among Five Most Populous<br>States..... | 40 |
| Table 39 Comparison of Growth Indices 1980-2017.....  | 40 |
| Table 40 State and County Population 1990-2030 Forecast.....  | 41 |
| Table 41 Florida’s Turnpike System FY 2018 SunPass® Participation .....                                     | 43 |
| Table 42 Florida’s Turnpike System Number of SunPass® Lanes.....  | 44 |
| Table 43 Illustrative Tolls vs. Consumer Price Index.....   | 46 |
| Table 44 Travel Time Comparisons.....   | 47 |
| Table 45 Traffic Simulation Models Used for Forecasting Turnpike Traffic.....                               | 50 |
| Table 46 Mainline Traffic and Toll Revenue FY 2019-2029 Forecast.....                                       | 51 |
| Table 47 Sawgrass Expressway Traffic and Toll Revenue FY 2019-2029 Forecast.....                            | 52 |
| Table 48 Seminole Expressway Traffic and Toll Revenue FY 2019-2029 Forecast.....                            | 53 |

|   |    |
|---|----|
| Table 49 Veterans Expressway Traffic and Toll Revenue FY 2019-2029 Forecast.....                  | 53 |
| Table 50 Southern Connector Extension Traffic and Toll Revenue FY 2019-2029 Forecast .....        | 54 |
| Table 51 Polk Parkway Traffic and Toll Revenue FY 2019-2029 Forecast.....                         | 55 |
| Table 52 Suncoast Parkway Traffic and Toll Revenue FY 2019-2029 Forecast.....                     | 56 |
| Table 53 Daniel Webster Western Beltway, Part C Traffic and Toll Revenue FY 2019-2029 Forecast... | 57 |
| Table 54 I-4 Connector Traffic and Toll Revenue FY 2019-2029 Forecast.....                        | 58 |
| Table 55 Beachline East Expressway Traffic Transactions and Toll Revenue FY 2019-2029 Forecast... | 58 |
| Table 56 First Coast Expressway Traffic Transactions and Toll Revenue FY 2019-2029 Forecast ..... | 59 |
| Table 57 Existing Turnpike System Traffic Transactions FY 2019-2029 Forecast .....                | 60 |
| Table 58 Existing Turnpike System Toll Revenue FY 2019-2029 Forecast .....                        | 60 |
| Table 59 Turnpike System Service Plaza Reconstruction Schedule 2010-2018 .....                    | 61 |
| Table 60 Turnpike System Concession Revenues FY 2019-2029 Forecast .....                          | 62 |
| Table 61 Turnpike System Operations and Maintenance Expenses FY 2019-2029 Forecast .....          | 63 |
| Table 62 Turnpike System Net Revenues FY 2019-2029 Forecast.....                                  | 63 |

**LIST OF GRAPHS**

**PAGE**

Graph 1 Unemployment Rate..... 42

[This page intentionally left blank]



September 21, 2018

Mr. Paul Wai  
Executive Director and Chief Executive Officer – Florida’s Turnpike Enterprise  
Milepost 263, Florida’s Turnpike, Bldg. 5315, Turkey Lake Service Plaza  
Ocoee, FL 34761

Dear Mr. Wai:

As requested, we have prepared this Traffic and Earnings (T&E) Report based on information and assumptions provided to us as set forth herein and developed projections of toll traffic and revenue for Florida’s Turnpike System<sup>(1)</sup> for the fiscal years 2019 through 2029. Our analyses are based solely on the traffic and revenue engineering aspects of Florida’s Turnpike.

This report contains forward-looking statements, traffic and revenue projections and statements of engineering opinion based upon certain information and assumptions provided to us. These forward-looking and opinion statements and projections include statements relating to preexisting conditions not caused or created by AECOM and external conditions beyond our control. We caution that a variety of factors could cause the actual revenue associated with Florida’s Turnpike to differ from that expressed or implied in this report. These factors include, but are not limited to, those discussed in **Section 3.2 Summary of Assumptions**. We assume no obligation with respect to the differences between this report and the actual performance of Florida’s Turnpike. This report was prepared for the use of Florida’s Turnpike that commissioned it. Florida’s Turnpike is responsible for all cash flow modeling efforts and the preparation of the Turnpike Finance Plan. This report was also prepared for the Division of Bond Finance of the State Board of Administration of Florida that will structure and issue the 2018A Series Revenue Bonds (“2018A Bonds”). We have had no role in advising any parties to the manner, size, terms, timing, structure and all other financial aspects of the offering of the 2018A Bonds. Except as otherwise expressly noted herein, all information and assumptions set forth herein have been provided to us by you. In particular, and without limiting the foregoing, all current and historical information and data presented herein regarding Florida’s Turnpike (including but not limited to information and data related to the operation, maintenance and improvements to the System and the service plaza restaurants and service stations located thereon, as well as vehicular toll rates) is based upon information and documentation obtained by us from Florida’s Turnpike or from other sources to which Turnpike management has directed us.

## 1. INTRODUCTION – FLORIDA’S TRANSPORTATION INFRASTRUCTURE

In 1988 the Florida Transportation Commission (FTC) approved a financing plan for Turnpike improvements and expansion projects. Subsequently, a program of new projects was authorized for the Turnpike by the Florida Legislature. To finance these projects, the Division of Bond Finance of the State Board of Administration of Florida issued, on behalf of and in the name of the Florida Department of Transportation<sup>(2)</sup>, Turnpike Revenue Bonds beginning in 1989.

All information and data regarding (i) the prior, current, or future use of any bond proceeds and (ii) future improvements, toll charges and other plans and developments with respect to Florida’s Turnpike has been provided to us by Turnpike management and/or FDOT. **Table 1** provides a history of all the bond issuances and a brief explanation of their individual purpose as stated in the historical bond documents.

**Table 1  
Turnpike Revenue Bond History  
Since 1989**

| Turnpike Revenue Bond Series | Purpose  |
|------------------------------|--|
| 1989A                        | Improvements to Turnpike System including new interchanges, widening, and the upgrade of toll collection equipment and safety enhancements.  |
| 1991A and 1992A              | Construction of the Seminole Expressway-Project 1 in the Orlando Area and the Veterans Expressway in the Tampa Area.   |
| 1993A and 1997A              | Refinance portions of the 1989, 1991 and 1992 Bonds.   |
| 1995A                        | Construction of the Polk Parkway between I-4 west of Lakeland and US 92 on the east side of Lakeland.  |
| 1998A                        | Complete construction of the Polk Parkway between US 92 to a connection with I-4 northeast of Lakeland. Also funded acquisition of right-of-way and initial construction of Suncoast Parkway 1.  |
| 1998B                        | Complete construction of the Suncoast Parkway 1.   |
| 1999A                        | Reimburse certain prior expenditures for the Suncoast Parkway 1 and fund improvements to the existing Turnpike System.   |
| 2000A                        | Fund widening improvements on existing system and Suncoast Parkway costs related to toll equipment and reimbursement of preliminary engineering costs.   |
| 2000B                        | Fund existing system widening, interchange modifications and right-of-way acquisition, bridge replacement and to complete the defeasance of the Broward County Expressway Authority Bonds ("Sawgrass Expressway Bonds").   |
| 2003A and B                  | Refinance portions of the 1993A and 1995 Bonds.  |
| 2003C                        | Fund system improvements and a portion of the Daniel Webster Western Beltway - Part C expansion project.   |
| 2004A                        | Continue construction of the Daniel Webster Western Beltway - Part C, several widening projects and SR 408 interchange modification.   |
| 2005A                        | Refinance portions of the 2000A Bonds.   |
| 2006A                        | Complete construction of the Daniel Webster Western Beltway - Part C, fund several widening projects, open road tolling capacity improvements, new interchanges, interchange modifications and various Intelligent Transportation System (ITS) improvements. Also refund a portion of the 1998B Bonds.   |
| 2007A                        | Continue construction of several widening projects, open road tolling capacity improvements, new interchanges, interchange modifications, various ITS improvements, Beachline West toll plaza express lanes, construct a new Traffic Management Center and widening of the Mainline in Orange County.  |
| 2008A                        | Continue financing ongoing projects including widening projects, open road tolling and traffic management improvements, new interchanges and capacity improvements. Also used for new interchange on the Suncoast Parkway, Polk Parkway SunPass® lanes, and a widening of the Mainline in Orange County. Also used to refund the 1997A Bonds.  |
| 2009A and B                  | Continue construction of several widenings, interchanges, toll plaza renovations and traffic management improvements, fund new projects including widening and ITS improvements on the Beachline West, open road tolling improvements on the Seminole Expressway, canal protection on the Sawgrass Expressway, widening of the Mainline in Orange and Broward Counties, a new interchange and widening at Pace Road on the Polk Parkway, and electronic tolling improvements on SR 821 (HEFT). |
| 2010A and B                  | Continue financing ongoing projects including several widening projects, capacity improvements, open road tolling improvements, a new interchange, new projects including widening of the Mainline in Broward County, canal protection on the Mainline in Indian River County and partial funding of the I-4 Connector in Tampa. Several completed projects were also reimbursed from the proceeds. Also   |



|             |  |
|-------------|--|
|             | used to refund a portion of the 1998A, 1999A, and 2000B Bonds.   |
| 2011A       | Fund ongoing projects including widening projects on the Mainline in Orange and Broward counties, widening and completion of an interchange on the Polk Parkway, open road tolling improvement on the Seminole Expressway, a canal protection on the Mainline in Indian River County, continuation of canal protection on the Mainline in Osceola County, a ramp bridge improvement on the Mainline in Palm Beach County (Indiantown Road), and reconstruction of service plazas along the Mainline. Also used to refund a portion of the 2003C Bonds. |
| 2012A       | Construct the I-4 Connector, fund initial widening of the Veterans Expressway from Memorial Highway to Gunn Highway, a canal protection project on the Mainline in Lake County, a ramp bridge improvement on the Mainline in Palm Beach County (PGA Boulevard) and refund a portion of the 1998A and 1999A Bonds.  |
| 2013A and B | Refinance all of the outstanding 2003A and 2003B Bonds.  |
| 2013C       | Fund widening of Veterans Expressway in Hillsborough County from Memorial Highway to Gunn Highway, widening SR 821 (HEFT) in Miami-Dade County from Hainlin Mill Drive (SW 216 <sup>th</sup> Street) to south of Killian Parkway, a Canal Protection Project in Sumter County between MP 298 and MP 309, and construction of First Coast Expressway, a Turnpike expansion project in Clay and Duval Counties from Blanding Boulevard to Interstate 10.   |
| 2014A       | Finance continuation of capital improvements to the Turnpike System, including widening the Veterans Expressway in Hillsborough County, construction of the First Coast Expressway in Clay and Duval counties, widening of SR 821 (HEFT) in Miami-Dade County, canal protection in Okeechobee County from MP 181 to 189, and refund all outstanding FDOT Turnpike Revenue Bonds, Series 2004A.   |
| 2015A       | Finance continuation of widening of SR 821 (HEFT) from Hainlin Mill Drive (SW 216 <sup>th</sup> Street) to SR 836 in Miami-Dade County, widening of Veterans Expressway from Memorial Highway to Gunn Highway in Hillsborough County, and construction of the First Coast Expressway in Clay and Duval counties.   |
| 2015B       | Refinance portions of the 2007A Bonds.   |
| 2016A and B | Refinance portions of the 2006A Bonds.   |
| 2016C       | Refinance portions of the 2008A Bonds.   |
| 2017A       | Refinance portions of the 2008A and 2010A Bonds.   |

<sup>(1)</sup> Interchangeably referred to in this report as Florida's Turnpike, Turnpike, Enterprise, and System.

<sup>(2)</sup> Interchangeably referred to in this report as Florida Department of Transportation, FDOT, and Department. SunPass<sup>®</sup> is a registered trademark of the Florida Department of Transportation.

## 1.1 Florida's Turnpike System

Florida's Turnpike System consists of several components. The Mainline extends in a north-south direction from I-75 at Wildwood in Sumter County to Florida City in southern Miami-Dade County, with an east-west segment that provides a travel connection between the Mainline and the metro area of Orlando in Orange County. Within the Mainline are five sub-components: SR 821, Southern Coin System, Ticket System, Northern Coin System and Beachline West Expressway.

The Turnpike System also includes the Sawgrass Expressway in Broward County, Seminole Expressway in Seminole County, Veterans Expressway and I-4 Connector in Hillsborough County, Southern Connector Extension in Orange and Osceola counties, Polk Parkway in Polk County, Suncoast Parkway in Hillsborough, Pasco and Hernando counties, Western Beltway, Part C in Orange and Osceola counties, and Beachline East Expressway in Orange and Brevard counties. In addition, a new expansion project, the First Coast Expressway, is currently under construction in Duval and Clay counties. This facility is scheduled to open to traffic in the second half of FY 2019.

### 1.1.1 Mainline

The Mainline of Florida's Turnpike System is 320 miles long. It consists of the 265-mile expressway between Wildwood/I-75 in central Florida and Miami (Golden Glades), the 47-mile SR 821 (HEFT) in Miami-Dade County and the eight-mile Beachline West in Orlando. The interchange numbering system, based on mileposts (MP), starts at "0" in Florida City and ends with the I-75 junction at MP 309. The Turnpike Mainline serves all major east coast communities between Miami and Fort Pierce. North of Fort Pierce, the Mainline turns inland passing south and west of Orlando in the vicinity of Walt Disney World, and joins I-75 north of Wildwood. Opened in stages between 1957 and 1974, the north-south portion of the Turnpike Mainline currently has access at 69 interchanges.

Fuel and restaurant facilities are provided at all eight conveniently spaced service plazas, albeit, the Snapper Creek Service plaza provides limited food service. The Mainline interchanges and service areas and the principal cities served by the Turnpike Mainline (excluding the Beachline West Expressway) are shown in **Table 2**, listed from south to north.

The eight-mile Beachline West Expressway (designated SR 528), opened in 1973, extends from I-4 just east of Walt Disney World to the vicinity of the Orlando International Airport, where it connects directly to the Central Florida Expressway Authority (CFX) Beachline Expressway. The CFX facility provides a connection to Orlando International Airport and, via the continuation of SR 528, to Cape Canaveral and the Kennedy Space Center. The Beachline West Expressway has five intermediate entrances and exits, including an interchange for Sea World. At its midpoint, it connects with the rest of the Turnpike Mainline and US 17/92/441 at the Orlando-South interchange at MP 254.

**Table 2  
Mainline Interchanges and Service Areas**

| <b>Milepost No.</b> | <b>Designation</b>                     | <b>Area Served</b>                          |
|---------------------|--|---|
| 1-19                | 11 SR 821 (HEFT) Interchanges          | Southwest Miami-Dade County                 |
| ❖                   | <b>Snapper Creek Service Plaza</b>     | -   |
| 20-47               | 11 SR 821 (HEFT) Interchanges          | West/North Miami-Dade County                |
| 0X                  | Golden Glades                          | Miami, Metropolitan Miami-Dade County       |
| 3X                  | Dolphin Center                         | Pro Player Stadium, North Miami-Dade County |
| 47                  | SR 821 (HEFT) Junction/Miramar         | Miramar, West/South Miami-Dade County       |
| 47                  | NW 27 <sup>th</sup> Avenue             | Miramar, Carol City                         |
| 47                  | County Line Road                       | Miramar, East Miami-Dade County             |
| 49                  | Hollywood Boulevard                    | Hollywood, Hallandale                       |
| 53                  | Griffin Road                           | Dania, Davie                                |
| 54                  | I-595/SR 84                            | Fort Lauderdale, Port Everglades            |
| 58                  | Sunrise Boulevard                      | Fort Lauderdale, Sunrise, Plantation        |
| 62                  | Commercial Boulevard                   | Fort Lauderdale, Tamarac                    |
| ❖                   | <b>Pompano Service Plaza</b>           | -   |
| 66                  | Atlantic Boulevard                     | Pompano Beach, Margate, Coconut Creek       |
| 67                  | Coconut Creek Parkway                  | Pompano Beach, Margate, Coconut Creek       |
| 69                  | Sample Road                            | Coral Springs                               |
| 71                  | Sawgrass Expressway                    | Deerfield Beach, Coral Springs              |
| 75                  | Boca Raton                             | Boca Raton                                  |
| 81                  | Delray Beach                           | Delray Beach                                |
| 86                  | Boynton Beach                          | Boynton Beach                               |
| 93                  | Lake Worth                             | Lake Worth                                  |
| ❖                   | <b>West Palm Service Plaza</b>         | -   |
| 97                  | SR 80                                  | West Palm Beach                             |
| *98                 | Jog Road                               | West Palm Beach                             |
| 99                  | West Palm Beach (Okeechobee Boulevard) | West Palm Beach                             |
| 107                 | SR 710                                 | West Palm Beach                             |
| 109                 | PGA Boulevard                          | Palm Beach Gardens                          |
| 116                 | Jupiter                                | Jupiter                                     |
| 133                 | Stuart                                 | Stuart                                      |
| 138                 | Becker Road                            | Stuart                                      |
| 142                 | Port St. Lucie                         | Port St. Lucie                              |
| ❖                   | <b>Fort Pierce Service Plaza</b>       | -   |
| 152                 | Fort Pierce                            | Fort Pierce, I-95 North                     |
| ❖                   | <b>Fort Drum Service Plaza</b>         | -   |
| 193                 | Yeehaw Junction                        | Tampa via SR 60                             |
| ❖                   | <b>Canoe Creek Service Plaza</b>       | -   |
| **240               | Kissimmee Park Road                    | Kissimmee, Walt Disney World                |
| ***242              | Kissimmee/St. Cloud (South)            | Kissimmee, Walt Disney World                |
| ***244              | Kissimmee/St. Cloud (North)            | Kissimmee, Walt Disney World                |
| 249                 | Osceola Parkway                        | Kissimmee, Walt Disney World                |
| 251                 | SR 417                                 | East Orlando Region                         |
| 254                 | Orlando-South/Beachline Expressway     | Orlando, Cape Canaveral, Walt Disney World  |
| *255                | Consulate Drive                        | Orlando                                     |
| 259                 | I-4/Orlando                            | Orlando, Walt Disney World                  |
| ❖                   | <b>Turkey Lake Service Plaza</b>       | -   |
| 265                 | Holland East-West Expressway           | Orlando                                     |
| 267A                | SR 429                                 | Ocoee, Winter Garden, Apopka                |
| 267B                | Orlando-West/Ocoee                     | Orlando, Ocoee, Winter Garden, Apopka       |
| 272                 | SR 50/Clermont                         | Clermont, Lake County                       |
| 278                 | Minneola (Hancock Road)                | Minneola, Leesburg, Clermont, Lake County   |
| ***285              | Leesburg (US 27 South)                 | Leesburg, Clermont, Lake County             |
| ***289              | Leesburg (US 27 North)                 | Leesburg, Tavares, Lake County              |
| 296                 | CR 470                                 | Lake and Sumter Counties                    |
| ❖                   | <b>Okahumpka Service Plaza</b>         | -   |
| 304                 | Wildwood                               | Wildwood                                    |
| 309                 | I-75                                   | Ocala and North                             |

\* Partial interchange to and from the south only.

\*\* Partial interchange to and from the north only.

\*\*\* Split interchange ramps, the total of which serve all traffic movements.

Florida’s Turnpike has informed us that the current year and five-year capital plan (i.e., Work Program), inclusive of the widenings under construction, will increase capacity to the Mainline as shown in **Table 3**.

**Table 3  
Mainline Capacity Improvements**

| Segment                                     | Widening                         | From   | To   | Direction                    |
|---|----------------------------------|--|--|------------------------------|
| Beachline West                              | 2 to 4 Lanes<br>(Each Direction) | I-4<br>(Milepost 0)                          | Turnpike Mainline<br>(Milepost 4)            | Eastbound and<br>Westbound   |
|   | 3 to 4 Lanes<br>(Each Direction) | Turnpike Mainline<br>(Milepost 4)            | McCoy Road<br>(Milepost 8)                   |                              |
| Northern Coin                               | 2 to 4 Lanes<br>(Each Direction) | US 192/441<br>(Milepost 242)                 | Beachline West<br>(Milepost 254)             | Northbound and<br>Southbound |
|   | 2 to 4 Lanes<br>(Each Direction) | Beachline West<br>(Milepost 254)             | Interstate 4<br>(Milepost 259)               |                              |
| Southern Coin<br>(Note: Not in<br>forecast) | 3 to 5 Lanes<br>(Each Direction) | HEFT<br>(Milepost 47)                        | Griffin Road<br>(Milepost 53)                | Northbound and<br>Southbound |
|   | 3 to 5 Lanes<br>(Each Direction) | Atlantic Blvd.<br>(Milepost 66)              | Boynton Beach Blvd.<br>(Milepost 86)         |                              |
|   | 2 to 3 Lanes<br>(Each Direction) | Lantana Toll Plaza<br>(Milepost 88)          | Lake Worth Road<br>(Milepost 93)             |                              |
| SR 821 (HEFT)                               | 2 to 3 Lanes<br>(Each Direction) | SW 288 <sup>th</sup> Street<br>(Milepost 5)  | SW 216 <sup>th</sup> Street<br>(Milepost 12) | Northbound and<br>Southbound |
|   | 4 to 8 Lanes<br>(Each Direction) | SW 216 <sup>th</sup> Street<br>(Milepost 12) | North of Eureka Dr.<br>(Milepost 13)         |                              |
|   | 6 to 8 Lanes<br>(Each Direction) | North of Eureka Dr.<br>(Milepost 13)         | South of Killian Pkwy.<br>(Milepost 19)      |                              |
|   | 3 to 5 Lanes<br>(Each Direction) | South of Killian Pkwy.<br>(Milepost 19)      | East of I-75<br>(Milepost 39)                |                              |
|   | 2 to 4 Lanes<br>(Each Direction) | East of I-75<br>(Milepost 39)                | Miramar<br>(Milepost 47)                     |                              |

In addition to widening projects, various other improvements, such as new interchanges and modifications, and plaza conversions to SunPass® dedicated lanes, are under construction or planned. Turnpike management has determined that all of these improvements are viable and needed transportation projects that will enable the System to accommodate future growth in ridership.

### **1.1.2 Sawgrass Expressway**

Originally constructed by the Broward County Expressway Authority and opened to traffic in 1986, the Sawgrass Expressway was authorized by Section 338.2275(4), Florida Statutes (1990) to be acquired by the FDOT, and is now operated under the management of the Florida’s Turnpike Enterprise.

The Sawgrass Expressway extends westward from Powerline Road to the Turnpike at MP 71 and then southward to the junction of I-75/595, a distance of 23 miles. I-75 connects with SR 821 (HEFT) further south in Miami-Dade County. With nine intermediate interchanges, the Sawgrass Expressway serves Broward County communities (e.g., Coral Springs, Tamarac, Sunrise, Plantation, and Weston) as well as the developing areas in western Broward County. It is also a feeder route from these communities to the Gulf Coast via I-75 north (Alligator Alley), Miami via I-75 south, and Key West via I-75 and SR 821 (HEFT). The Sawgrass Expressway provides access to the BB&T Center.

Since its acquisition in 1990, the Sawgrass Expressway has experienced significant traffic growth. As such, the facility was widened from four to six lanes. Additional projects have been programmed to widen the Sawgrass Expressway to ten lanes between Sunrise Boulevard and SR 7, and to eight lanes between SR 7 and Powerline Road. In April 2014, this facility was converted to All-Electronic Tolling (AET). As such, only SunPass® or TOLL-BY-PLATE® are accepted for toll payment.

### **1.1.3 Seminole Expressway**

The Seminole Expressway (designated SR 417) is an 18-mile extension of the Central Florida GreeneWay (a major four-lane divided highway) from the Orange County line to a connection with I-4 west of Sanford. The southerly half-mile of the facility, which opened in FY 1989, was acquired from the Seminole County Expressway Authority in 1990. The next 11.5 miles north of the four-lane facility opened to traffic in stages between January and June 1994 and includes a two-mile bridge over Lake Jesup, which previously had been an impediment to mobility in central Seminole County. In 2002, the six-mile extension of the Seminole Expressway north to its terminus with I-4 was completed. Seminole Expressway now serves the fastest growing areas of the county by connecting them directly to Sanford, Orlando, and the regional highway network.

### **1.1.4 Veterans Expressway**

The Veterans Expressway opened in October 1994 and extends 15 miles from Independence Parkway (near SR 60/Courtney Campbell Causeway west of Tampa International Airport) to SR 597/Dale Mabry Highway in northern Hillsborough County. The facility is fed on the south end by the two-mile expressway connecting with I-275 in the commercially developed Westshore area of Hillsborough County. The Veterans Expressway provides an alternate to the congested Dale Mabry Highway and the north-south section of I-275. In order to provide better access to/from the facility, the segment of SR 60 leading to the Veterans Expressway from I-275 was widened in 2004.

Currently, the facility is being widened in both directions from Memorial Highway to Van Dyke Road. As with the Sawgrass Expressway, this facility was converted to All-Electronic Tolling in phases starting from June 2014 through September 2014. As such, only SunPass<sup>®</sup> or TOLL-BY-PLATE<sup>®</sup> are now accepted for toll payment.

### **1.1.5 Southern Connector Extension**

The Southern Connector Extension is a six-mile, four-lane expressway that opened to traffic in FY 1996. This facility connects the Central Florida GreeneWay, designated SR 417, to I-4 in Osceola County. There are interchanges with US 192 via Celebration Avenue and Osceola Parkway. In addition to providing an alternate to congested I-4 in the Walt Disney World area, the Southern Connector Extension provides direct access to World Drive and to Disney's Celebration City.

### **1.1.6 Polk Parkway**

The Polk Parkway (designated SR 570) is a 25-mile limited-access expressway in Polk County. The facility, which was completed in December 1999, provides a beltway around the southern and eastern perimeters of the City of Lakeland. Initially, the heavier traffic volumes on the western and central sections of the facility required four lanes while the lighter traffic volumes on the eastern side of Lakeland were served by two lanes. In November 2011, the facility added a new full interchange at Pace Road and widened the roadway to four lanes from Pace Road to the I-4 interchange. Currently, Turnpike management is planning on widening the remaining two lanes to four lanes, from CR 546 / Old Dixie Highway to Pace Road. This planned widening includes the construction of a full interchange at Braddock Road that tolls the to/from north traffic and is scheduled to be open to traffic in FY 2024. Conversion of the Polk Parkway to AET is also expected to be completed in FY 2024. As such, only SunPass<sup>®</sup> or TOLL-BY-PLATE<sup>®</sup> will be accepted for toll payment at that time.

### **1.1.7 Suncoast Parkway**

The Suncoast Parkway (also designated SR 589) is a 42-mile, four-lane, limited-access expressway extending north from the Veterans Expressway near Van Dyke Road in Hillsborough County through Pasco County to US 98 in northern Hernando County. Due to the Suncoast Parkway's connection with the Veterans Expressway, customers in Hillsborough, Pasco, Hernando and Citrus counties now have access to a 57-mile connected facility.

The Suncoast Parkway provides an alternate to congested US 19, US 41 and I-75 in this corridor. The facility opened from the Veterans Expressway to SR 50 in February 2001, and to US 98 in August 2001. Conversion of the Suncoast Parkway to AET is expected to be completed in FY 2021, complementing the Veterans Expressway. As such, only SunPass® or TOLL-BY-PLATE® will be accepted for toll payment.

### **1.1.8 Daniel Webster Western Beltway, Part C**

The Daniel Webster Western Beltway, Part C is a 22-mile, four lane facility (designated SR 429) and was constructed by Turnpike and the CFX. The Turnpike owns and operates the southernmost 11 miles of this facility, which extends from I-4 in Osceola County to Seidel Road in Orange County. It is comprised of approximately 5 miles from Seidel Road to US 192 which opened to traffic in December 2005. The remaining 6 miles to I-4 opened to traffic in December 2006. This toll facility provides an alternate north-south route between US 441 (Orange Blossom Trail) northwest of Apopka to the Turnpike Mainline in Ocoee (west of Orlando) and continues to I-4 south of Walt Disney World.

### **1.1.9 I-4 Connector**

The I-4 Connector, opened to traffic in January 2014, is the newest-built addition to the Turnpike's expansion facilities. This 1-mile, AET elevated facility connects Interstate 4 and the Lee Roy Selmon Crosstown Expressway in Hillsborough County providing a limited access alternate route to and from Tampa. This facility features a complex set of elevated directional ramps with three distinct movements that serve I-4, Selmon Expressway and the Port of Tampa.

### **1.1.10 Beachline East Expressway**

On July 1, 2014, the Turnpike purchased the eastern end of the SR 528, Beachline East Expressway, a 22-mile facility, from the Florida Department of Transportation. The Beachline East extends east from SR 520 in Orange County and into Brevard County where it splits into two branches. This facility connects the John F. Kennedy Space Center and the aerospace industry to Orlando and serves as a regional connector to Florida's east coast. The facility opened to traffic in 1974.

## **1.2 Other Transportation Facilities**

In addition to the Turnpike System, FDOT operates, directly or through lease-purchase agreements or other agreements with local expressway authorities, numerous other toll facilities throughout the state. The Department-operated facilities that do not connect to the Turnpike are the Pinellas Bayway System, Sunshine Skyway Bridge and partially opened Wekiva Parkway. The Department-operated facilities that connect to the Turnpike are the Alligator Alley, 95 Express, 595 Express and 75 Express. The I-75 Express/Alligator Alley connects just south of the Sawgrass Expressway in Broward County. The 95 Express connects to the beginning of the Southern Coin System in Miami-Dade County, while the 595 Express connects to the Turnpike Mainline at Ft. Lauderdale in Broward County.

Additionally, the mid-section of the Beachline Expressway, Holland East-West Expressway, Central Florida GreeneWay, and Western Beltway in Orange County, which connect with the Turnpike, are operated by CFX. Likewise, the Dolphin Expressway and Don Shula Expressway in Miami-Dade County, which also connect with the Turnpike, are both operated by the Miami-Dade Expressway Authority (MDX).

Three of Florida's four major interstate highways connect with the Turnpike:

- I-75 feeds traffic into the Turnpike's northern end via a high-speed direct interchange (MP 309) north of Wildwood. Turnpike traffic to and from I-75 is generated from north Florida, the Florida "panhandle" and Gulf states via I-10, Atlanta, and the Midwest states as far north as Michigan

and Canada. I-75 then proceeds southwesterly, serving Florida's southern Gulf coast before rejoining (via Alligator Alley) SR 821 (HEFT) in Miami-Dade County at MP 39.

- I-95 brings traffic from as far north as Canada and the New England states into the Turnpike's Ticket System at SR 70 near Fort Pierce in St. Lucie County. From this interchange, I-95 parallels the Turnpike for a distance of 109 miles in southeast Florida, serving the older ocean-front communities throughout Broward and Miami Dade Counties. In addition to its role as the first long-distance highway facility serving Florida's southeast coast, I-95 and the Turnpike have evolved into a major commuter road for the other communities to its west, such as Margate, Plantation, Sunrise, Tamarac, Coral Springs and Wellington. Additional new communities served by the Turnpike include Acreage and Royal Palm Beach which are in Palm Beach County.
- I-4 traverses Florida between I-95 in Daytona Beach and I-75/275 in Tampa in a northeast to southwest direction, connecting with the Southern Connector Extension, the Turnpike Mainline at MP 259, the Beachline West Expressway between Orlando and Walt Disney World, the Polk Parkway, the Daniel Webster Western Beltway, Part C, and the Seminole Expressway to the west of Sanford.

The other major highways in central and south Florida, among others, are US 1, which parallels I-95, US 27 from Miami up through the middle of the State to Tallahassee and into Georgia, US 41 generally paralleling I-75, and US 19 from St. Petersburg and Clearwater northward through Levy County. The major east-west routes serving as feeder routes to the Turnpike are US 41 (Naples-Miami), SR 80/US 441 (Fort Myers-West Palm Beach), SR 70 (Sarasota-Fort Pierce), SR 60 (Clearwater-Vero Beach) and SR 50 (Weeki Wachee-Titusville). These cross-state routes connect with the Turnpike at Miami (MP 25 via US 41), West Palm Beach (MP 97 via SR 80), Fort Pierce (MP 152 via SR 70), Yeehaw Junction (MP 193 via SR 60), and Orlando-West and Clermont (MP 267 and 272 via SR 50).

International airports in the vicinity of the Turnpike System include Miami, Fort Lauderdale, West Palm Beach, Orlando, Sanford and Tampa. In addition, extensive bus service is provided throughout the state. Of Florida's 14 deep-water Seaports, eight are in the vicinity of the Turnpike System and include Tampa, St. Petersburg, Miami, Palm Beach, Fort Pierce, Key West, Everglades, and Canaveral. According to the Florida Department of Transportation and Florida Ports Council, three of these ports – Miami, Canaveral and Everglades – are the top three multi-day cruise ports in the world. These sources also ranked Florida among the nation's top exporting states.

The South Florida Regional Transportation Authority's (SFRTA) Tri-County Commuter Rail operates local service between Miami-Dade County and Palm Beach County. This service was instituted in 1989 to help relieve congestion on parallel I-95. For FY 2018, SFRTA reported total annual ridership of over 4.3 million or approximately 15,000 on the weekdays. Compared to traffic volumes reported by Turnpike, there has been no noticeable change in traffic on the Turnpike since the inception of the Tri-Rail service.

Additional intercity passenger rail service is available through the Central and South Florida Amtrak facilities in the vicinity of the Turnpike System. Amtrak stations are located in Miami, Hollywood, Ft. Lauderdale, Deerfield Beach, Delray Beach, West Palm Beach, Okeechobee, Sebring, Winter Haven, Lakeland, Kissimmee, Orlando, Winter Park, Sanford, Deland, Tampa, St. Petersburg, Wildwood, Palatka, and Waldo (Gainesville area). Intercity rail service is provided by Amtrak, on a twice-a-day schedule, to and from Miami, Fort Lauderdale and West Palm Beach, via Orlando, and once-a-day via Tampa, from Jacksonville, the Carolinas and the northeast. The Amtrak service between Miami and Orlando, with its frequent stops makes the trip a five-hour journey.

All Aboard Florida (AAF), an entirely owned company of Florida East Coast Industries (FECI) is developing a privately operated intercity passenger rail service branded as "*Brightline*". The new passenger rail will provide service along the existing 195-mile Florida East Coast Corridor between Miami and the Space Coast (Cocoa), as well as 40 additional route miles of new track along the Beachline

Expressway into Central Florida. Per FDOT, the Department has signed agreements with AAF authorizing the use of the Beachline Expressway right-of-way for this project. This will facilitate the proposed railway that will run between Cocoa Beach and the Orlando International Airport.

In January 2018, Brightline commenced its service between Fort Lauderdale and West Palm Beach, and extended its service further to Miami in May 2018. Brightline expects construction to connect to Orlando International Airport to start in late 2018. The passenger service will offer frequent, regularly scheduled service throughout the day with a travel time for a one-way trip between Miami and Orlando of about three hours. Although the final ticket price for the Miami to Orlando trip is yet to be determined, it is expected to be competitive with other travel options along the routes served.

The Louis Berger Group, Inc. completed a ridership and revenue study with an independent peer review for AAF in 2015. Conclusions from their study reveal that the proposed passenger rail service will not affect freight capacity in the rail corridor. Further, their analysis also estimates an immaterial impact upon Turnpike traffic as the result of auto diversion to AAF rail service. Based on route and fare assumptions outlined in the AAF study, AECOM also estimated the impact of AAF on the Turnpike System to be minimal.

FDOT operates the SunRail commuter rail line in Central Florida. SunRail is a 61-mile planned commuter rail project traversing four counties in Central Florida (Volusia, Seminole, Orange and Osceola). Phase One, a 32-mile segment between DeBary in Volusia County and Southeast Orlando in Orange County that include 12 stations, began operations in April 2014. According to FDOT, a future 29-mile extension (Phase Two) will expand the rail system north to Deland (Phase 2 north) and south through the City of Kissimmee in Osceola County to the Poinciana area (Phase 2 south) adding five additional rail stations. In September 2015, a federal grant was approved for the 17-mile southern extension to the Poinciana area, including four stations. Accordingly, in July 2018, this extension commenced operations. Based on a review of FDOT's current planned north-south rail alignment, and the station locations for SunRail as compared to the northwest to southeast alignment of the Turnpike Mainline through Central Florida, it is determined that the geographic area served by the two different transportation modes is sufficiently separated to result in negligible traffic impacts along the Turnpike Mainline.

Per MetroPlan Orlando and FDOT, American Maglev Technology, Inc. is proposing a 14-mile light-rail system along the Beachline Expressway (SR 528) corridor, extending from the Convention Center to the Orlando International Airport. EMMI LLC, a subsidiary of American Maglev Technology Inc., has discussed its plans with the FDOT, the Greater Orlando Aviation Authority, Central Florida Expressway Authority, Orange County, City of Orlando and private land owners who own right-of-way along the corridor. The FDOT, on May 19, 2014 awarded EMMI the opportunity to lease right-of-way from the Department which has since expired. As reported by EMMI, funding constraints have significantly hampered this project from moving forward since 2014. If built, this intracity connection would provide another transportation choice, particularly to the tourists and conventioners. EMMI estimates the cost for a one-way ticket from the airport to the convention center is \$12.00. This fare is six times the current toll amount of \$1.89 to travel the similar trip on the Beachline Expressway. AECOM estimates that the proposed light-rail system will not have a material impact on the Turnpike System.

## **2. TOLL COLLECTION AND HISTORICAL TRAFFIC, REVENUE AND EXPENSES**

Florida's Turnpike System utilizes several methods of toll collection and typically collects a higher toll rate on the expansion projects. The Turnpike has the authority to raise tolls through administrative rulemaking under Chapter 120, Florida Statutes. The procedure includes a rule development phase which involves a published notice and an optional rule development workshop; a rulemaking phase which involves a published notice and an optional rulemaking hearing unless requested; and the filing of the proposed rule with the Secretary of State, with an effective date at least 20 days after filing. In addition, the Turnpike has a Legislative requirement to index tolls based on the Consumer Price index (CPI).



## 2.1 Existing Turnpike System

The barrier/ramp (coin) system is used on all existing Turnpike segments and expansion projects other than the segment between Boynton Beach and Kissimmee on the Mainline, which uses a ticket system of toll collection.

Under legislative mandate to equalize the per-mile toll rates on the Turnpike System and to partially fund the Turnpike improvement and expansion programs, Turnpike increased tolls on the Mainline in 1989, 1991, 1993, and 1995. The combined impact of these toll adjustments (referred to as Stages I, II, III-A, and III-B) was a doubling of the average toll rate per mile from three cents to six cents. Subsequent to July 1995, toll rates remained unchanged until March 2004.

In March 2004, tolls were increased on the Mainline, Sawgrass Expressway, Seminole Expressway, Veterans Expressway and Southern Connector Extension. This toll rate increase was for cash customers only, at approximately 25 percent rounded to the quarter. The toll for SunPass<sup>®</sup> customers remained the same, effectively giving these customers a discount and contributing to an increase in SunPass<sup>®</sup> participation levels. A toll rate increase was not implemented on the Polk Parkway and Suncoast Parkway expansion projects in order to allow traffic to continue to ramp-up on these newer facilities. Additionally, a ten percent SunPass<sup>®</sup> frequent-user discount had also been in effect on all sections of the Turnpike since the implementation of SunPass<sup>®</sup>. Given the reduced toll rates for SunPass<sup>®</sup> transactions as compared to cash transactions, beginning with the toll increase in March 2004, this ten percent discount program was discontinued on all sections of the Turnpike System.

In 2007, the Legislature amended Section 338.165, Florida Statutes, to require the Turnpike System and other FDOT-owned facilities to index toll rates on existing toll facilities to the annual Consumer Price Index (CPI). Toll rate adjustments for inflation may be made no more frequently than once a year and must be made no less frequently than once every five years as necessary to accommodate cash toll rate schedules. Toll rates may be increased beyond these limits as directed by bond documents, covenants, or governing body authorization or pursuant to Department administrative rule. The statutes required the indexing of tolls to occur on or before June 30, 2012. Pursuant to this requirement, on June 24, 2012, cash tolls were indexed using the most recent five years for which CPI was reported to reflect the period of time between the passage of legislation in 2007 and the 2012 required implementation. CPI for this five-year period was 11.7%. Turnpike management then rounded the cash rate up to the next higher quarter for collection efficiency. The SunPass<sup>®</sup> toll rates were set a quarter less than the adjusted cash toll rates, while the TOLL-BY-PLATE<sup>®</sup> (i.e., license plate image based tolling) were increased to be equal to the adjusted cash toll rates.

For subsequent years, the SunPass<sup>®</sup> and TOLL-BY-PLATE<sup>®</sup> toll rates are adjusted annually based on year-over-year actual change in CPI and rounded to the nearest penny. The cash toll rate will be adjusted every five years by the change in CPI over the previous five years and adjusted to the next higher quarter. Accordingly, on October 29, 2017, cash toll rates were adjusted by 6.6 percent and rounded to the next higher quarter. These changes along with other historical toll modifications and new interchanges are shown in **Table 4**.

A new interchange that serves to/from south traffic on the Turnpike at SR 417 opened in January 2015. The tolled “to” the north ramp opened to traffic in May 2016. The final “from” the north ramp is scheduled to open in FY 2021. These ramps provide direct access between these two major roadways for the first time. These ramps improve access to the Orlando International Airport (OIA) and the Lake Nona area “Medical City” for residents of southern Orange and Osceola counties.

Additionally, a new interchange opened to traffic in June 2017 (FY 2017) north of MP 272 - SR 50 and south of MP 285 - US 27 near the City of Minneola in Lake County. The full interchange improves safety and provides relief on sections of SR 50 and US 27, as well as increases access to the Mainline within a 13-mile segment between existing interchanges with tolling to/from the south. An additional full interchange will be added to the Turnpike Mainline/Northern Coin System at Sand Lake Road with

tolling to/from the north in FY 2024. It will be located north of MP 255 - Consulate Drive and south of MP 259 – Orlando (I-4) in Orange County. The interchange is expected to improve access to the many tourist attractions and shopping areas along Sand Lake Road, as well as provide alternative access to the Orlando International Airport (OIA).

**Table 4  
Toll Increases and Toll Modifications**

| <b>Toll Stage</b> | <b>Date of Implementation</b> | <b>Approx. Toll Increase</b> | <b>Turnpike Section</b>  | <b>Remarks and Other Toll Changes</b>   |
|-------------------|-------------------------------|------------------------------|--|---|
| I                 | February 1989                 | 75%                          | SR 821 (HEFT)  | —   |
|                   |                               | 150%                         | Beachline West   | —   |
|                   | April 1989<br>August 1990     | 40%<br>-                     | Mainline<br>Mainline   | Ticket System<br>Golden Glades – Lantana (Southern Coin Conversion)   |
| II                | July 1991                     | 30%                          | Mainline   | Lantana – Wildwood (Ticket System)  |
| III-A             | July 1993                     | 50%                          | Mainline   | Golden Glades – Lantana (Southern Coin System)  |
|                   |                               | 30%                          | Mainline   | Lantana – Wildwood (Ticket System)  |
| III-B             | July 1995                     | 50%                          | SR 821 (HEFT)  | Delayed from July 1993 due to legislative action (due to Hurricane Andrew)  |
| Post Stage III    | July 1995                     | -                            | Beachline West   | Beachline West ("N minus 1" truck tolls)  |
|                   | August 1995                   | -                            | Mainline   | Kissimmee – Wildwood (Northern Coin Conversion)<br>Osceola Parkway interchange  |
|                   | January 1996                  | -                            | Mainline   | One-year Demonstration Project: reduced tolls for large trucks only (5 or more axles) on the Southern Coin System and Ticket System (Lantana to Fort Pierce)  |
|                   | November 1996                 | -                            | SR 821 (HEFT)  | Ramp tolls added at the Biscayne Drive, Allapattah Road and Coral Reef Drive interchanges   |
|                   | December 1996                 | -                            | Mainline   | Reinstatement of normal tolls for large trucks following the Demonstration Project  |
|                   | May 1999                      | -                            | Turnpike System  | A ten percent discount offered to frequent SunPass® users   |
|                   | July 1999                     | -                            | SR 821 (HEFT)  | Ramp tolls added at the Bird Road interchange after relocation of the Tamiami Plaza   |
|                   | June 2001                     | -                            | SR 821 (HEFT)  | Ramp and tolls added at Campbell Drive interchange  |
|                   | June 2002                     | -                            | SR 821 (HEFT)  | Ramp tolls added to Okeechobee Road (US 27) interchange   |
|                   | September 2002                | -                            | Ticket   | New interchange at SR 80  |
|                   | March 2004                    | 25%                          | Turnpike System (excluding Polk and Suncoast)  | Cash customers only (rounded to the quarter). No increase for SunPass® users  |
|                   | March 2004                    | -                            | Turnpike System  | Removal of ten percent SunPass® frequent-user discount  |
|                   | January 2005                  | -                            | Northern Coin  | New interchange at CR 470   |
|                   | July 2006                     | -                            | Ticket   | New interchange at SR 710 (SunPass®-only interchange)   |
|                   | January 2007                  | -                            | Northern Coin  | New interchange at Kissimmee Park Road (SunPass®-only partial interchange)  |
|                   | May 2007                      | -                            | Ticket System  | New interchange at Becker Road (SunPass®-only interchange)  |
|                   | September 2007                | -                            | Ticket System  | New interchange at Jog Road (SunPass®-only partial interchange)   |
|                   | April 2010                    | -                            | SR 821 (HEFT)  | New interchange at NW 74 <sup>th</sup> Street (SunPass®-only interchange)   |
|                   | February 2011                 | -                            | SR 821 (HEFT)  | Conversion to All-Electronic Tolling (TOLL-BY-PLATE® rates \$0.25 higher than SunPass® rates at 9 toll plazas)  |
|                   | June 2012                     | 34%                          | Turnpike System  | Increase in cash, TOLL-BY-PLATE® and SunPass® toll rates as required by the Legislature. Cash and TOLL-BY-PLATE® toll rates indexed by 11.7% rounded to the next higher quarter. SunPass® toll rates set \$0.25 less than cash toll rates. No increase in SunPass® toll rates on Suncoast, Polk Parkway and Western Beltway, Part C |
| July 2013         | 2.1%                          | Turnpike System              | No adjustment in cash tolls. TOLL-BY-PLATE® and SunPass® toll rates indexed by 2.1% as required by the Legislature             |   |
| July 2014         | 1.5%                          | Turnpike System              | No adjustment in cash tolls. TOLL-BY-PLATE® and SunPass® toll rates indexed by 1.5% as required by the Legislature             |   |
| July 2015         | 1.6%                          | Turnpike System              | No adjustment in cash tolls. TOLL-BY-PLATE® and SunPass® toll rates indexed by 1.6% as required by the Legislature             |   |
| May 2016          | -                             | Northern Coin                | New interchange at SR 417 (SunPass® and TOLL-BY-PLATE® only interchange)   |   |
| June 2017         | -                             | Northern Coin                | New interchange at Minneola (Hancock Road) (SunPass® and TOLL-BY-PLATE® only interchange)                                      |   |
| October 2017      | 3.4%                          | Turnpike System              | TOLL-BY-PLATE® and SunPass® toll rates indexed by 1.3%, and cash rates indexed by 6.6% and rounded to the next higher quarter. |   |

**Table 5** compares the various sections of Florida’s Turnpike System with the published rates of other Florida toll roads and with a cross-section of toll roads nationwide (the facilities in the table are listed in descending order based on per-mile rate). The toll rates below for the Turnpike facilities reflect the most recent toll rate adjustment, which went into effect on October 29, 2017. The toll levels on the Turnpike’s seven expansion projects are higher than the Mainline and Sawgrass Expressway, as originally planned.

**Table 5  
Comparative Passenger Car Tolls**

| <b>Toll Facility</b>   | <b>Full-Length Distance (miles)</b> | <b>Passenger Car Toll (A)</b> | <b>Per-Mile Rate (cents)</b> |
|--|-------------------------------------|-------------------------------|------------------------------|
| <b>Florida’s Turnpike/I-4 Connector (B)</b>                      | <b>1</b>                            | <b>\$0.53-\$1.05</b>          | <b>53.0 – 105.0</b>          |
| Delaware Turnpike (I-95)   | 11                                  | 4.00                          | 36.4                         |
| Tampa Lee Roy Selmon Crosstown Expressway                        | 15                                  | 2.97                          | 19.8                         |
| Miami Gratigny Parkway   | 5                                   | 0.94                          | 18.8                         |
| CFX Apopka Expressway  | 6                                   | 1.11                          | 18.5                         |
| CFX East-West Expressway   | 22                                  | 3.90                          | 17.7                         |
| Sam Houston Tollway (C)  | 70                                  | 12.00                         | 17.1                         |
| Dallas North Tollway   | 32                                  | 5.44                          | 17.0                         |
| Hardy Toll Road (Texas)  | 25                                  | 4.20                          | 16.8                         |
| Miami Airport Expressway   | 4                                   | 0.66                          | 16.5                         |
| Miami Dolphin Expressway   | 14                                  | 2.28                          | 16.3                         |
| Miami Snapper Creek Expressway                                   | 3                                   | 0.46                          | 15.3                         |
| Miami Don Shula Expressway                                       | 7                                   | 0.97                          | 13.9                         |
| CFX Central Florida GreeneWay                                    | 33                                  | 4.48                          | 13.6                         |
| <b>Florida’s Turnpike/Southern Connector Extension</b>           | <b>6</b>                            | <b>0.80</b>                   | <b>13.3</b>                  |
| <b>Florida’s Turnpike/Polk Parkway</b>                           | <b>25</b>                           | <b>3.21</b>                   | <b>12.8</b>                  |
| <b>Florida’s Turnpike/Veterans Expressway</b>                    | <b>15</b>                           | <b>1.87</b>                   | <b>12.5</b>                  |
| CFX Western Beltway  | 23                                  | 2.80                          | 12.2                         |
| <b>Florida’s Turnpike/Seminole Expressway</b>                    | <b>18</b>                           | <b>2.13</b>                   | <b>11.8</b>                  |
| New Jersey Turnpike (D)  | 118                                 | 13.85                         | 11.7                         |
| Pennsylvania Turnpike (Mainline Only) (E)                        | 359                                 | 39.48                         | 11.0                         |
| CFX Beachline Main and Airport Sections                          | 23                                  | 2.51                          | 10.9                         |
| <b>Florida’s Turnpike/Daniel Webster Western Beltway, Part C</b> | <b>11</b>                           | <b>1.07</b>                   | <b>9.7</b>                   |
| <b>Florida’s Turnpike/Sawgrass Expressway</b>                    | <b>23</b>                           | <b>2.14</b>                   | <b>9.3</b>                   |
| New Hampshire Turnpike (Blue Star) (F)                           | 16                                  | 1.40                          | 8.8                          |
| Atlantic City Expressway   | 44                                  | 3.75                          | 8.5                          |
| <b>Florida’s Turnpike/Suncoast Parkway</b>                       | <b>42</b>                           | <b>3.21</b>                   | <b>7.6</b>                   |
| Indiana Toll Road  | 157                                 | 11.12                         | 7.1                          |
| <b>Florida’s Turnpike (G)</b>                                    | <b>320</b>                          | <b>22.53</b>                  | <b>7.0</b>                   |
| Maryland JFK Memorial Highway (H)                                | 50                                  | 3.00                          | 6.0                          |
| Maine Turnpike   | 109                                 | 6.45                          | 5.9                          |
| Ohio Turnpike and Infrastructure Commission                      | 241                                 | 12.75                         | 5.3                          |
| Garden State Parkway (I)   | 173                                 | 8.25                          | 4.8                          |
| New York Thruway (Ticket Mainline Section 1)                     | 390                                 | 17.43                         | 4.5                          |
| Kansas Turnpike (J)  | 236                                 | 10.60                         | 4.5                          |
| West Virginia Turnpike (K)                                       | 88                                  | 3.90                          | 4.4                          |
| Alligator Alley  | 78                                  | 2.94                          | 3.8                          |
| Massachusetts Turnpike (Western Turnpike – Interchanges 1 – 14)  | 120                                 | 4.25                          | 3.5                          |

Notes:

- (A) Electronic toll collection rates unless otherwise indicated, cash toll amounts may be higher.
- (B) I-4 Connector is an elevated one-mile facility with higher toll rates that opened to traffic in January 2014.
- (C) Includes the Houston Ship Channel Bridge toll of \$1.50.
- (D) Peak period and weekend toll rates. Length reflects travel from exit 1 to exit 18.
- (E) Ticket system plus one-way toll collection at Gateway (EB) and Delaware River Bridge (WB) mainline toll plazas. Toll shown reflects roundtrip toll divided by 2.
- (F) Toll discount available only to New Hampshire E-Z Pass holders. Others pay \$2.00 toll.
- (G) Florida City to Wildwood/I-75 (includes Beachline West and Golden Glades).
- (H) Toll shown for Maryland E-Z Pass holders and reflects roundtrip toll divided by 2. Others pay \$4.00.
- (I) One-way toll collection at select mainline plazas. Toll shown reflects roundtrip toll divided by 2.
- (J) Includes 20 percent K-TAG discount.
- (K) Toll discount available only to West Virginia E-Z Pass holders. Others pay \$6.00 toll.

### 2.1.1 Mainline/SR 821 (HEFT) – Florida City-Miramar

SR 821 (HEFT) portion of the Mainline extends north from US 1 at Florida City – the gateway to the Florida Keys – to the junction at Miramar. While forming a beltway around Miami and other older coastal cities, such as Hialeah and Coral Gables, county development has, since its opening to traffic, extended westward to and beyond SR 821 (HEFT). The road has become an urban commuting facility as well as a long-distance intercity highway serving commercial and recreational traffic.

Starting at the south end of the Mainline at Florida City, tolls are collected with across-the-road toll gantries designated at Homestead, Bird Road and Okeechobee; a connection to the Golden Glades-Wildwood segment through the Miramar Plaza (MP 47); and ramp tolls at Campbell Drive, Biscayne Drive, Allapattah Road, Coral Reef Drive, SW 120 Street, Kendall Drive, Bird Road/SW 40 Street, US 41, NW 12 Street, NW 41 Street, NW 74 Street, NW 106 Street, Okeechobee Road, NW 57 Avenue, and NW 27 Avenue. As previously mentioned, a toll rate adjustment was implemented on October 29, 2017 (FY 2018) on SR 821 (HEFT). **Table 6** shows the SR 821 (HEFT) tolls currently in effect by vehicle classification and payment method.

**Table 6**  
**Mainline/SR 821 (HEFT) Tolls**  
**by Vehicle Class**

| No. of Axles          | Barriers | Ramps                                      |  |
|-----------------------|----------|--|--|
|                       |          | Allapattah Rd<br>NW 27th Ave<br>NW 74th St | Campbell Dr, Coral Reef Dr,<br>NW 12th St, US 41, NW 41st St,<br>Okeechobee Rd, NW 57th Ave,<br>Biscayne Dr, SW 120th St,<br>N. Kendall Dr, SW 40th St,<br>NW 106th St |
| <b>SunPass®</b>       |          |  |  |
| 2                     | \$1.07   | \$0.80                                     | \$0.54   |
| 3                     | 2.14     | 1.60                                       | 1.08   |
| 4                     | 3.21     | 2.40                                       | 1.62   |
| 5                     | 4.28     | 3.20                                       | 2.16   |
| add'l                 | 1.07     | 0.80                                       | 0.54   |
| <b>TOLL-BY-PLATE®</b> |          |  |  |
| 2                     | \$1.34   | \$1.07                                     | \$0.80   |
| 3                     | 2.68     | 2.14                                       | 1.60   |
| 4                     | 4.02     | 3.21                                       | 2.40   |
| 5                     | 5.36     | 4.28                                       | 3.20   |
| add'l                 | 1.34     | 1.07                                       | 0.80   |

On the northern half of SR 821 (HEFT), between the Bird Road Toll Plaza and the Mainline, the combination of barrier and ramp tolls comprise essentially a closed system, with no toll-free use of the Turnpike. The southern half of SR 821 (HEFT) presently permits some toll-free usage for local, short-distance movements on the north side of the Homestead Toll Plaza, which has been the case ever since the facility opened in 1974. As previously mentioned, the tolling of the ramps (to/from north) at the Bird Road interchange and the relocation of the Bird Road Toll Plaza south of Bird Road has significantly decreased the toll-free movements.

The SR 821 (HEFT) is the first facility on Florida's Turnpike to be converted to All-Electronic Tolling (AET) beginning on February 19, 2011. As such, cash toll payments are not accepted on this facility. Customers must pay their tolls electronically using a SunPass® transponder or through the TOLL-BY-PLATE® program, which is based on the identification of the registered owner of the vehicle after a license plate image is captured in the lane. TOLL-BY-PLATE® customers have the option to establish a video account with prepaid tolls, or pay upon receiving a monthly invoice reflecting the TOLL-BY-PLATE® rates, which are higher than SunPass® toll rates. TOLL-BY-PLATE® customers

without a prepaid balance are assessed a flat administrative charge of \$2.50 on their monthly invoice to recover the cost of administering this payment option. The TOLL-BY-PLATE® administrative charge is authorized by Florida Statute 338.231 (3) (b) that became effective on July 1, 2009. The Statute authorizes the Turnpike to fix, adjust, charge and collect such amounts needed to recover the cost associated with administering various toll collection payment methods, including video billing.

Traffic and revenue on SR 821 (HEFT) continues to increase due to normal growth and the impact of annual toll rate indexing of SunPass® and TOLL-BY-PLATE® rates. As reported by the Turnpike, the effect of the AET conversion on SR 821 (HEFT) continues to be positive with no adverse impact on net toll revenue collections.

### **2.1.2 Mainline/Southern Coin System – Golden Glades/Miramar-Boynton Beach**

The section of the Turnpike Mainline between Golden Glades and Boynton Beach (Lantana) was converted from the ticket to the coin method of toll collection in August 1990 to better integrate the Turnpike into the urban highway network of Miami-Dade, Broward and Palm Beach counties; to improve operating conditions at the ticket plazas; and to provide free-flow conditions at the I-595 interchange (MP 54), where, under coin toll collection, no ramp tolls are required. Under this system, the Golden Glades Toll Plaza (MP 0X) and SR 821 (HEFT)/Miramar Toll Plaza (MP 47) were converted to coin operation. In addition, a new barrier plaza was constructed at Cypress Creek, midway between the interchanges at Commercial Boulevard (MP 62) and Coconut Creek Parkway (MP 67); and a new southern ticket terminus plaza was constructed at Lantana, “sealing off” the Ticket System north of that point. All of the intermediate interchanges between Golden Glades and Lantana were converted to ramp coin operation. The Southern Coin System is a completely closed toll system; i.e., no one can use it without paying a toll.

In January 2014, the Golden Glades Toll Plaza, the southernmost tolling location on this facility, was converted to AET. Then, in August 2015, Hollywood Boulevard and Griffin Road ramps were converted to AET. With the conversion of the Dolphin Center interchange to AET in August 2017, the southern section of the Southern Coin System from Golden Glades to I-595 has now been converted to AET. The next phase is the remaining northern section of the Southern Coin System which will be converted to AET in phases in FY 2020 and FY 2021. By vehicle classification and payment method, the Southern Coin System current tolls (as shown in **Table 7**) correspond to those listed in **Table 6** for SR 821 (HEFT), and thereby provide a degree of toll uniformity, as follows:

**Table 7  
Mainline/Southern Coin System Tolls  
by Vehicle Class**

| No. of Axles               | Barriers*     | Ramps   |   |   |
|----------------------------|---------------|---|---|---|
|                            |               | Dolphin Center***<br>County Line Rd*<br>Commercial Blvd.<br>Boynton Beach | Hollywood Blvd**<br>Sunrise Blvd<br>Pompano Beach<br>Delray Beach | Griffin Rd**<br>Sample Rd<br>Boca Raton |
| <b>SunPass®</b>            |               |   |   |   |
| 2                          | \$1.07        | \$0.80  | \$0.54  | \$0.26                                  |
| 3                          | 2.14          | 1.60  | 1.08  | 0.52                                    |
| 4                          | 3.21          | 2.40  | 1.62  | 0.78                                    |
| 5                          | 4.28          | 3.20  | 2.16  | 1.04                                    |
| add'l                      | 1.07          | 0.80  | 0.54  | 0.26                                    |
| <b>Cash/TOLL-BY-PLATE®</b> |               |   |   |   |
| 2                          | \$1.50/\$1.34 | \$1.25/\$1.07   | \$1.00/\$0.80   | \$0.75/\$0.54                           |
| 3                          | 3.00/2.68     | 2.50/2.14   | 2.00/1.60   | 1.50/1.08                               |
| 4                          | 4.50/4.02     | 3.75/3.21   | 3.00/2.40   | 2.25/1.62                               |
| 5                          | 6.00/5.36     | 5.00/4.28   | 4.00/3.20   | 3.00/2.16                               |
| add'l                      | 1.50/1.34     | 1.25/1.07   | 1.00/0.80   | 0.75/0.54                               |

\* Miramar Mainline and County Line Road plazas included in conversion to All-Electronic Tolling on February 19, 2011. Golden Glades Mainline Plaza converted to All-Electronic Tolling on January 26, 2014.

\*\* Hollywood Boulevard and Griffin Road ramps converted to All-Electronic Tolling on August 28, 2015.

\*\*\* Dolphin Center converted to All-Electronic Tolling on August 26, 2017.

### **2.1.3 Mainline/Ticket System – Boynton Beach-Kissimmee**

Tolls on the Mainline/Ticket System just north of the Boynton Beach interchange (MP 86) and just south of the Kissimmee South interchange (MP 242) are collected through the use of entry-exit tickets (except for SunPass® customers), whereby each motorist who enters the Ticket System at the Lantana or Three Lakes (south of Kissimmee) Toll Plazas, or any of the interchanges in between, is given a toll card with the encoded vehicle class and interchange designation. When leaving the Turnpike, the motorist surrenders the card and pays a toll proportional to the distance traveled (at 6.6 or 8.7 cents-per-mile for SunPass® or cash customers, respectively) and vehicle classification (with tolls for vehicles with more than two-axles proportional to the two-axle rate). The Ticket System, most suitable for long-distance intercity trips, requires that the non-SunPass® motorist stop twice: once to pick up a ticket and once to pay the toll. Conversion of the Ticket System to AET is scheduled to be completed in FY 2022.

The Ticket System has two Mainline toll plazas and 12 tolled interchanges. The current full-length two-axle toll between the north ramps at the Boynton Beach interchange and the south ramps at the Kissimmee South interchange is \$13.50 for cash customers (\$10.23 for SunPass® customers). However, the amount shown on the ticket card and collected from the cash customer is \$16.50 (\$12.37 for SunPass®), because tolls collected on the Ticket System include an adjustment (\$3.00 for two-axle cash customers and \$2.14 for SunPass® customers) for vehicles traveling to and from the Ticket System into the Northern and Southern Coin Systems. Although collected on the Ticket System, this adjustment allows customers to extend their trips north of Three Lakes Toll Plaza to Ocoee on the Northern Coin System, or south of Lantana Toll Plaza to Sawgrass Expressway without stopping again to pay an additional toll. **Table 8** presents the internal toll adjustments collected at the Ticket System barrier plazas and how the toll revenues are allocated to the Northern Coin and Southern Coin Systems.

**Table 8  
Toll Adjustment**

| Ticket Terminus    | Toll by Number of Axles |        |        |        | Addl. Axle |
|--------------------|-------------------------|--------|--------|--------|------------|
|                    | 2                       | 3      | 4      | 5      |            |
| <b>SunPass®</b>    |                         |        |        |        |            |
| Three Lakes Plaza* | \$1.34                  | \$2.01 | \$2.68 | \$3.35 | \$0.67     |
| Lantana Plaza**    | 0.80                    | 1.20   | 1.60   | 2.00   | 0.40       |
| <b>Cash</b>        |                         |        |        |        |            |
| Three Lakes Plaza* | \$1.75                  | \$2.64 | \$3.52 | \$4.40 | \$0.88     |
| Lantana Plaza**    | 1.25                    | 1.89   | 2.52   | 3.15   | 0.63       |

\* Northern Coin System adjustment collected on the Ticket System.  
 \*\* Southern Coin System adjustment collected on the Ticket System.

**2.1.4 Mainline/Northern Coin System – Kissimmee-Wildwood**

Having converted the Golden Glades-Boynton Beach section of the Mainline from the ticket to the coin method of toll collection in 1990, the Department initiated plans in 1991 to convert the northern section of the Turnpike, from Kissimmee to Wildwood, from ticket to coin tolls to better integrate the Turnpike into the expanding Orlando regional area (designated the Northern Improvement Project). The conversion was made in August 1995 and the old ticket plaza in Wildwood was replaced with a Mainline toll plaza at Leesburg (MP 288). The Three Lakes Plaza (MP 236) “seals off” the Ticket System south of that point. The Northern Improvement Project permitted the Turnpike/Holland East-West Expressway interchange (MP 265) to operate under free-flow conditions and enabled the Department to open the northerly ramps at the SR 50/Clermont interchange (MP 272). With the opening of the Western Beltway interchange (MP 267A) in Orange County, free-flow traffic movements are also provided to and from the Beltway. Looking forward, conversion of the Northern Coin to AET is scheduled to be completed in FY 2021.

The Northern Coin System is 67 miles in length, with its current full-length toll at \$4.28 or \$5.00 for SunPass® or cash customers, respectively (Leesburg barrier toll of \$2.94 or \$3.25 plus a toll adjustment of \$1.34 or \$1.75, respectively, collected at the Three Lakes Plaza). By vehicle classification and payment method, the current tolls on the Northern Coin System (shown in **Table 9**) are classified by the same toll multiples as those on SR 821 (HEFT) and Southern Coin System of the Mainline.

**Table 9  
Mainline/Northern Coin System Tolls  
by Vehicle Class**

| No. of Axles               | Leesburg Barrier | Ramps                           |                    |                        |                       |                                       |                            |
|----------------------------|------------------|---------------------------------|--------------------|------------------------|-----------------------|---------------------------------------|----------------------------|
|                            |                  | US 192/Kissimmee US 27/Leesburg | Kissimmee Park Rd* | Osceola Parkway CR 470 | US 441/ Orlando South | SR 417**/ Minneola**/ Consulate Dr*** | I-4/Orlando SR 50/Clermont |
| <b>SunPass®</b>            |                  |                                 |                    |                        |                       |                                       |                            |
| 2                          | \$2.94           | \$1.34                          | \$1.34             | \$1.07                 | \$0.80                | \$0.80                                | \$0.54                     |
| 3                          | 5.88             | 2.68                            | 2.68               | 2.14                   | 1.60                  | 1.60                                  | 1.08                       |
| 4                          | 8.82             | 4.02                            | 4.02               | 3.21                   | 2.40                  | 2.40                                  | 1.62                       |
| 5                          | 11.76            | 5.36                            | 5.36               | 4.28                   | 3.20                  | 3.20                                  | 2.16                       |
| add'l                      | 2.94             | 1.34                            | 1.34               | 1.07                   | 0.80                  | 0.80                                  | 0.54                       |
| <b>Cash/TOLL-BY-PLATE®</b> |                  |                                 |                    |                        |                       |                                       |                            |
| 2                          | \$3.25           | \$1.75                          | N/A / \$1.59       | \$1.50                 | \$1.25                | N/A / \$1.07                          | \$1.00                     |
| 3                          | 6.50             | 3.50                            | N/A / 3.18         | 3.00                   | 2.50                  | N/A / 2.14                            | 2.00                       |
| 4                          | 9.75             | 5.25                            | N/A / 4.77         | 4.50                   | 3.75                  | N/A / 3.21                            | 3.00                       |
| 5                          | 13.00            | 7.00                            | N/A / 6.36         | 6.00                   | 5.00                  | N/A / 4.28                            | 4.00                       |
| add'l                      | 3.25             | 1.75                            | N/A / 1.59         | 1.50                   | 1.25                  | N/A / 1.07                            | 1.00                       |

\* Kissimmee Park Road is an All-Electronic Tolling (AET) partial interchange plaza tolled to and from the north. TOLL-BY-PLATE® rates apply at this plaza.  
 \*\* SR 417 and Minneola interchange opened on May 16, 2016 and June 10, 2017, respectively. TOLL-BY-PLATE® rates apply at these plazas.  
 \*\*\* Consulate Drive is a tolled AET partial interchange serving southbound traffic only. TOLL-BY-PLATE® rates apply at this plaza.



### 2.1.5 Mainline/Beachline West Expressway – Orlando

Tolls on the Beachline West Expressway are collected at a single toll plaza located between the Turnpike Mainline and Orlando International Airport, where the facility feeds into the Beachline Expressway operated by the CFX. Turnpike management determined that in order to enhance safety and customer convenience, on January 31, 2016, the Beachline West Mainline tolls were consolidated with the tolls collected at the CFX owned Airport Mainline Plaza which was subsequently demolished. **Table 10** shows the Turnpike and the CFX portions, and the total consolidated tolls at Beachline West Expressway Mainline currently in effect by vehicle classification. The Turnpike portion of the current \$0.80 passenger car toll for SunPass® customers (\$1.25 for cash customers) covers the entire eight-mile length of the facility. There are no ramp toll plazas at the interchanges between the Turnpike Mainline and I-4. This permits toll-free use of the Beachline West Expressway for local movements in this area, a condition that has existed since the facility opened.

**Table 10**  
**Mainline/Beachline West Expressway Tolls**  
**by Vehicle Class**

| No. of Axles | Barrier          |             |        |
|--------------|------------------|-------------|--------|
|              | SunPass®         |             |        |
|              | Turnpike Portion | CFX Portion | Total  |
| 2            | \$0.80           | \$1.11      | \$1.91 |
| 3            | 1.60             | 1.67        | 3.27   |
| 4            | 2.40             | 1.95        | 4.35   |
| 5            | 3.20             | 2.51        | 5.71   |
| add'l        | 0.80             | -           | 0.80   |
|              | Cash             |             |        |
|              | Turnpike Portion | CFX Portion | Total  |
| 2            | \$1.25           | \$1.25      | \$2.50 |
| 3            | 2.50             | 2.00        | 4.50   |
| 4            | 3.75             | 2.25        | 6.00   |
| 5            | 5.00             | 3.00        | 8.00   |
| add'l        | 1.25             | -           | 1.25   |

### 2.1.6 Total Mainline – Traffic and Revenue

Total Mainline traffic and toll revenues over the past ten years are shown in **Table 11**. The table also summarizes SunPass® participation since FY 2009.

**Table 11  
Mainline Traffic Transactions and Toll Revenue  
FY 2009-2018**

| Fiscal Year | Traffic Transactions |                |                        | Toll Revenue |                | Average Toll |
|-------------|----------------------|----------------|------------------------|--------------|----------------|--------------|
|             | Transactions (000)   | Percent Change | SunPass® Participation | Amount (000) | Percent Change |              |
| 2009        | 415,942              | -5.8%          | 67.8%                  | \$428,124    | -7.2%          | \$1.029      |
| 2010        | 422,237              | +1.5           | 70.5                   | 432,970      | +1.1           | 1.025        |
| 2011        | 431,586              | +2.2           | 76.3                   | 434,230      | +0.3           | 1.006        |
| 2012        | 440,023              | +2.0           | 80.7                   | 439,961      | +1.3           | 1.000        |
| 2013        | 442,857              | +0.6           | 81.5                   | 550,715      | +25.2*         | 1.244        |
| 2014        | 459,759              | +3.8           | 81.7                   | 581,632      | +5.6**         | 1.265        |
| 2015        | 493,114              | +7.3           | 81.4                   | 624,033      | +7.3**         | 1.265        |
| 2016        | 529,318              | +7.3           | 81.6                   | 681,386      | +9.2**         | 1.287        |
| 2017        | 547,119              | +3.4           | 82.4                   | 710,861      | +4.3           | 1.299        |
| 2018***     | 558,047              | +2.0           | 83.0                   | 706,432      | -0.6*          | 1.266        |

\* Includes the impact of SunPass®, TOLL-BY-PLATE® and cash toll rate increase.

\*\* Includes the impact of SunPass® and TOLL-BY-PLATE® annual toll rate index.

\*\*\* Unaudited.

In FY 2007, traffic, population and tourism exceeded prior year levels (source: Florida’s Turnpike, Bureau of Economic and Business Research – UF, Visit Florida, respectively). However, the diminished traffic growth observed in FY 2007 is attributed to the beginning of a marked downturn in Florida’s housing sector, tourism and population. In FY 2008 and FY 2009, traffic and toll revenue decreased as a result of the Great Recession. From FY 2010 through FY 2012, traffic and toll revenue increased slightly as the Turnpike began to experience the early signs of a slow recovery following the recession. The SunPass®, TOLL-BY-PLATE® and Cash toll rate CPI index adjustment implemented in June 2012 is reflected in the 25.2 percent increase in toll revenue in FY 2013. The continued overall improvement in the economy contributed to nearly four percent traffic growth in FY 2014. This normal growth combined with the annual CPI index on SunPass® and TOLL-BY-PLATE® toll rates led to 5.6 percent revenue increase. In FY 2015, with the continued improvement of the economy and stronger tourism, both traffic and toll revenue increased by 7.3 percent. Further, the CPI index adjustment to both SunPass® and TOLL-BY-PLATE® toll rates of 2.1 percent, 1.5 percent and 1.6 percent was applied in FY 2014, FY 2015 and FY 2016 respectively. The Turnpike Management did not apply the CPI index adjustments in FY 2017 as the year-over-year change in CPI of 0.1 percent did not prompt a minimum of \$0.01 adjustment in the two-axle toll rates. The cash toll rates are adjusted every five years. Accordingly, on October 29, 2017 (FY 2018), the cash rates were adjusted by the change in CPI of 6.6 percent over the previous 5 years and adjusted to the next higher quarter. Additionally, the SunPass® and TOLL-BY-PLATE® toll rates were indexed based on year-over-year CPI of 1.3 percent and rounded to the nearest penny. The combined revenue impact from the toll rate adjustments and the normal growth totaling \$27 million was offset by \$31 million revenue loss on the Mainline prompted by the 15-day toll suspension due to Hurricane Irma, resulting in a net revenue decline in FY 2018 of approximately \$4 million, or 0.6 percent from the preceding year. Overall, the Mainline continues to provide significant financial strength for the Turnpike System, representing 69 percent of total gross toll revenues in FY 2018.

Through non-stop tolling, SunPass® enables higher traffic capacity and ensures further growth. Today, nearly 83 percent of motorists choose to pay with SunPass® on the Mainline. This sizable market share is largely attributed to SunPass® toll rates that are lower than cash toll rates, conversion of sections of the system to AET, as well as the effective customer-centric programs that promote the benefits of SunPass®. Turnpike management has informed us that SunPass® participation is expected to continue to grow as more facilities are converted to AET. Other events contributing to traffic growth include the opening of additional interchanges. These Mainline interchanges, as shown in **Table 12**, have made the Turnpike more accessible, particularly for local users.

**Table 12  
Mainline Interchanges  
Opened Since 1990**

| Interchange |  | County     | Opened                                     |
|-------------|--|------------|--|
| MP          | Location                                 |            |  |
| 43          | NW 57 <sup>th</sup> Avenue               | Miami-Dade | August 1990                                |
| 29          | NW 41 <sup>st</sup> Street               | Miami-Dade | April 1993                                 |
| 86          | Boynton Beach Boulevard                  | Broward    | April 1993                                 |
| 19          | SW 120 <sup>th</sup> Street              | Miami-Dade | May 1993                                   |
| 272         | SR 50                                    | Orange     | May 1993                                   |
| 47          | SR 821 (SR 821 (HEFT))/Miramar Junction* | Broward    | February 1994                              |
| 66          | Atlantic Boulevard                       | Broward    | March 1995                                 |
| 249         | Osceola Parkway                          | Osceola    | August 1995                                |
| 34          | NW 106 <sup>th</sup> Street              | Miami-Dade | April 1996                                 |
| 267A        | SR 429                                   | Orange     | October 2001                               |
| 97          | SR 80                                    | Palm Beach | September 2002                             |
| 255         | Consulate Drive                          | Orange     | July 2004                                  |
| 296         | CR 470                                   | Lake       | January 2005                               |
| 107         | SR 710                                   | Palm Beach | July 2006                                  |
| 240         | Kissimmee Park Road                      | Osceola    | January 2007                               |
| 138         | Becker Road                              | St. Lucie  | May 2007                                   |
| 98          | Jog Road                                 | Palm Beach | September 2007                             |
| 31          | NW 74 <sup>th</sup> Street               | Miami-Dade | April 2010                                 |
| 251         | SR 417                                   | Orange     | January 2015 (partial),<br>May 2016 (full) |
| 278         | Minneola (Hancock Road)                  | Lake       | June 10, 2017                              |

\* Additional ramps allowing traffic to use the Turnpike between Golden Glades and SR 821.

The Mainline serves the full range of vehicles, from passenger cars (local/short-distance and recreational/long-distance) to commercial vehicles up to the largest tractor-trailer combinations. As depicted in **Table 13**, FY 2018 data indicates that slightly over 5 percent of the traffic on the Mainline consisted of vehicles with three or more axles, while these vehicles generated over 17 percent of the Mainline toll revenues.

**Table 13  
FY 2018 Mainline Traffic Transactions  
and Toll Revenue by Vehicle Class**

| No. of Axles | Traffic            |         | Toll Revenue* |         | Average Toll |
|--------------|--------------------|---------|---------------|---------|--------------|
|              | Transactions (000) | Percent | Amount (000)  | Percent |              |
| 2            | 528,551            | 94.7%   | \$582,806     | 82.5%   | \$1.103      |
| 3            | 8,666              | 1.6     | 17,661        | 2.5     | 2.038        |
| 4            | 6,344              | 1.1     | 19,780        | 2.8     | 3.118        |
| 5+           | 14,486             | 2.6     | 86,185        | 12.2    | 5.950        |
| Total        | 558,047            | 100.0%  | \$706,432     | 100.0%  | \$1.266      |

\* Unaudited.

In its early days, the Turnpike served primarily long-distance traffic with an increase in traffic in the winter months. With the increase in Florida's year-round population, the Turnpike currently serves a combination of commuters, recreational travel, and commercial vehicles. Due to this change in the types of traffic, there is only a slight increase in traffic in the winter months and the overall monthly traffic does not vary greatly from month to month. As observed in previous years, the high month on the Mainline System tends to be March at about 7 percent above the average month, and the low month is usually September, at approximately 4 percent below the average.

### 2.1.7 Sawgrass Expressway

Tolls on the Sawgrass Expressway are collected at two mainline barriers (Sunrise and Deerfield) and at seven pairs of ramp toll locations. **Table 14** presents the current Sawgrass Expressway tolls at the nine toll locations.

At the two barriers, the Sawgrass Expressway tolls are classified by the same toll multiples as those on the Mainline/Southern Coin section of the Turnpike to which it connects, but the ramp tolls are not stratified by vehicle class. On April 19, 2014, the Sawgrass Expressway became the second facility after SR 821 (HEFT) to be converted to All-Electronic Tolling. As such, customers now must pay their tolls electronically using a SunPass<sup>®</sup> transponder or the TOLL-BY-PLATE<sup>®</sup> billing program.

**Table 14  
Sawgrass Expressway Tolls  
by Vehicle Class**

| No. of Axles                     | Barriers | Ramps                         |   |                    |                            |
|----------------------------------|----------|-------------------------------|---|--------------------|----------------------------|
|                                  |          | Oakland Park Blvd<br>Lyons Rd | Commercial Blvd<br>US 441/SR 7<br>Atlantic Blvd | Pat Salerno<br>Dr. | Sample Rd<br>University Dr |
| <b>SunPass<sup>®</sup></b>       |          |                               |   |                    |                            |
| 2                                | \$1.07   | \$0.80                        | \$0.54  | \$1.07             | \$0.26                     |
| 3                                | 2.14     | 0.80                          | 0.54  | 2.14               | 0.26                       |
| 4                                | 3.21     | 0.80                          | 0.54  | 3.21               | 0.26                       |
| 5                                | 4.28     | 0.80                          | 0.54  | 4.28               | 0.26                       |
| add'l                            | 1.07     | -                             | -   | 1.07               | -                          |
| <b>TOLL-BY-PLATE<sup>®</sup></b> |          |                               |   |                    |                            |
| 2                                | \$1.34   | \$1.07                        | \$0.80  | \$1.34             | \$0.54                     |
| 3                                | 2.68     | 1.07                          | 0.80  | 2.68               | 0.54                       |
| 4                                | 4.02     | 1.07                          | 0.80  | 4.02               | 0.54                       |
| 5                                | 5.36     | 1.07                          | 0.80  | 5.36               | 0.54                       |
| add'l                            | 1.34     | -                             | -   | 1.34               | -                          |

Historical traffic and toll revenue for the Sawgrass Expressway are shown in **Table 15**. Our observations and analysis reflect that the substantial growth rates indicate the intensification of land development westward toward the Expressway. Similar to the Mainline and the other expansion projects, the decline in both traffic and toll revenue in FY 2008 and FY 2009 is primarily attributable to rising unemployment (source: Florida Job Opportunity and U.S. Bureau of Labor Statistics) caused by the economic slowdown, as well as rising fuel prices (source: Energy Information Administration, U.S. Department of Energy). The increase in both traffic and toll revenue in FY 2010 and FY 2011 is attributed to the early signs of slow recovery following the recession. In FY 2012, both traffic and toll revenue increased due to the continued economic recovery, as well as the toll rate increase that impacted toll revenue during the last week of June 2012. The SunPass<sup>®</sup> and cash toll rate CPI index adjustment implemented in June 2012 is reflected in the 29.6 percent increase in toll revenue in FY 2013. The continued improvement in the economy resulted in nearly five percent traffic growth in FY 2017. As previously stated in **Section 2.1.6**, the combined revenue impact from the cash, SunPass<sup>®</sup> and TOLL-BY-PLATE<sup>®</sup> toll rate adjustments in October 2017, and the normal growth, offset by revenue loss prompted by the 15-day toll suspension due to Hurricane Irma, resulted in a net revenue increase of 1.4 percent in FY 2018.

**Table 15**  
**Sawgrass Expressway Traffic Transactions and Toll Revenue**  
**FY 2009-2018**

| Fiscal Year | Traffic            |                |                        | Toll Revenue |                | Average Toll |
|-------------|--------------------|----------------|------------------------|--------------|----------------|--------------|
|             | Transactions (000) | Percent Change | SunPass® Participation | Amount (000) | Percent Change |              |
| 2009        | 67,810             | -2.4%          | 76.8%                  | \$48,121     | -5.5%          | \$0.710      |
| 2010        | 69,662             | +2.7           | 79.9                   | 49,702       | +3.3           | 0.714        |
| 2011        | 70,584             | +1.3           | 82.8                   | 50,314       | +1.2           | 0.713        |
| 2012        | 72,179             | +2.3           | 84.6                   | 51,360       | +2.1           | 0.712        |
| 2013        | 72,195             | +0.0           | 86.3                   | 66,579       | +29.6*         | 0.922        |
| 2014        | 75,121             | +4.1           | 87.0                   | 69,768       | +4.8**         | 0.929        |
| 2015        | 79,746             | +6.2           | 88.2                   | 72,614       | +4.1**         | 0.911        |
| 2016        | 85,633             | +7.4           | 87.8                   | 80,510       | +10.9**        | 0.940        |
| 2017        | 89,551             | +4.6           | 88.3                   | 85,417       | +6.1           | 0.954        |
| 2018***     | 93,614             | +4.5           | 88.7                   | 86,650       | +1.4*          | 0.926        |

\* Includes the impact of SunPass® and cash toll rate increase.

\*\* Includes the impact of SunPass® and TOLL-BY-PLATE® annual toll rate index.

\*\*\* Unaudited.

### 2.1.8 Seminole Expressway

As an integral part of the Central Florida GreeneWay, the Seminole Expressway was planned as an extension of the CFX toll system already in place in Orange County. Like the coin system components of the Turnpike Mainline and CFX's Holland East-West Expressway and Central Florida GreeneWay, the Seminole Expressway operates under a closed barrier/ramp (coin) toll collection system.

One barrier plaza is located north of the Lake Jesup Bridge. Ramp toll plazas are also located on the southerly ramps at SR 426/Aloma Avenue, Red Bug Lake Road and SR 434, all south of Lake Jesup. After the extension of the Expressway north to its terminus with I-4, completed in September 2002, ramp toll plazas were also completed on the northerly ramps at CR 427, US 17/92 and CR 46A. The passenger car toll at the Lake Jesup Plaza is \$2.13 for SunPass® customers (\$2.50 for cash customers), representing a toll rate of 11.8 cents-per-mile (13.9 cents-per-mile for cash customers) for the 18 miles between the Orange County line and I-4. As an expansion project, these tolls are above the per-mile toll rates charged to SunPass® and cash customers on the Mainline.

In **Table 16**, the current Seminole Expressway tolls are presented by vehicle class and payment method, with the same toll multiples as those on the other coin sections of the Turnpike System.

**Table 16**  
**Seminole Expressway Tolls**  
**by Vehicle Class**

| No. of Axles    | Lake Jesup Barrier | Ramps  |                                       |                                |
|-----------------|--------------------|--------|---------------------------------------|--------------------------------|
|                 |                    | SR 434 | Red Bug Lake Rd<br>CR 427<br>US 17/92 | SR 426/<br>Aloma Ave<br>CR 46A |
| <b>SunPass®</b> |                    |        |                                       |                                |
| 2               | \$2.13             | \$0.80 | \$0.54                                | \$0.26                         |
| 3               | 4.26               | 1.60   | 1.08                                  | 0.52                           |
| 4               | 6.39               | 2.40   | 1.62                                  | 0.78                           |
| 5               | 8.52               | 3.20   | 2.16                                  | 1.04                           |
| add'l           | 2.13               | 0.80   | 0.54                                  | 0.26                           |
| <b>Cash</b>     |                    |        |                                       |                                |
| 2               | \$2.50             | \$1.25 | \$1.00                                | \$0.75                         |
| 3               | 5.00               | 2.50   | 2.00                                  | 1.50                           |
| 4               | 7.50               | 3.75   | 3.00                                  | 2.25                           |
| 5               | 10.00              | 5.00   | 4.00                                  | 3.00                           |
| add'l           | 2.50               | 1.25   | 1.00                                  | 0.75                           |

Seminole Expressway traffic and toll revenues for the past ten years are depicted in **Table 17**.

**Table 17**  
**Seminole Expressway Traffic Transactions and Toll Revenue**  
**FY 2009-2018**

| Fiscal Year | Traffic            |                |                   | Toll Revenue |                | Average Toll |
|-------------|--------------------|----------------|-------------------|--------------|----------------|--------------|
|             | Transactions (000) | Percent Change | ETC Participation | Amount (000) | Percent Change |              |
| 2009        | 32,765             | -8.3%          | 70.4%             | \$32,488     | -10.1%         | \$0.992      |
| 2010        | 31,168             | -4.9           | 72.3              | 30,882       | -4.9           | 0.991        |
| 2011        | 31,117             | -0.2           | 74.4              | 30,763       | -0.4           | 0.989        |
| 2012        | 31,265             | +0.5           | 75.6              | 31,457       | +2.3           | 1.006        |
| 2013        | 30,819             | -1.4           | 80.0              | 38,473       | +22.3*         | 1.248        |
| 2014        | 32,436             | +5.2           | 81.0              | 40,919       | +6.4**         | 1.262        |
| 2015        | 35,373             | +9.1           | 81.4              | 45,243       | +10.6**        | 1.279        |
| 2016        | 39,592             | +11.9          | 81.9              | 51,713       | +14.3**        | 1.306        |
| 2017        | 42,067             | +6.3           | 82.5              | 55,302       | +6.9           | 1.315        |
| 2018***     | 44,558             | +5.9           | 82.9              | 58,308       | +5.4*          | 1.309        |

\* Includes the impact of SunPass® and cash toll rate increase.  
 \*\* Includes the impact of SunPass® annual toll rate index.  
 \*\*\* Unaudited.

Similar to other Turnpike facilities, in FY 2008 and FY 2009, the Seminole Expressway experienced a decline in traffic and toll revenue as a result of the economic slowdown in the state of Florida. In FY 2010 and FY 2011, the facility experienced a further decline in traffic and toll revenue as a result of the continuing effects of the economic recession which particularly impacted the bedroom communities of Orlando that use this facility for commuting. In FY 2012 the facility experienced a slight increase in traffic and a larger increase in toll revenue due to the recovery following the economic recession, as well as the toll rate adjustment that impacted revenue during the last week of June 2012. Traffic declined by 1.4 percent in FY 2013 with a corresponding 22.3 percent increase in toll revenue reflecting the full effect of the June 24, 2012 rate adjustment. The traffic growth over the past three years reflects continued economic recovery in the area and strong growth of tourism (source: Visit Florida). Electronic toll collection on the Seminole Expressway is compatible with the other facilities in Central Florida such as the CFX's E-PASS™. Due to the interoperability of E-PASS™ and SunPass®, both types of customers can use any Turnpike facility. As such, the ETC participation of 83 percent in FY 2018 consists of E-PASS™ and SunPass® customers.

### **2.1.9 Veterans Expressway**

Toll collection on the Veterans Expressway started as a coin system, with two mainline toll plazas and five pairs of ramp toll plazas. With the exception of the toll-free outlets at Independence Parkway and Memorial Highway, the toll plan was designed so that all users of the Veterans Expressway pay a toll. The Veterans Expressway became the third facility after SR 821 (HEFT) and the Sawgrass Expressway to be converted to All-Electronic Tolling in phases, starting from June 2014 (FY 2014) to September 2014 (FY 2015). For the full-length, 15-mile trip, the \$1.87 passenger car toll for SunPass® customers (\$2.41 for TOLL-BY-PLATE® customers) results in an average rate of 12.5 cents-per-mile (16.1 cents-per-mile for TOLL-BY-PLATE® customers), which, as an expansion project, is higher than the system-wide average (approximately seven and nine cents-per-mile for SunPass® and cash/TOLL-BY-PLATE® customers, respectively). **Table 18** lists the respective current tolls by vehicle class and payment method:

**Table 18  
Veterans Expressway Tolls  
by Vehicle Class**

| No. of Axles          | Barriers |           | Ramps                                     |               |                                 |
|-----------------------|----------|-----------|---|---------------|---------------------------------|
|                       | Anderson | Sugarwood | Wilsky Blvd<br>Waters Ave<br>Hutchison Rd | Anderson Road | Gunn Hwy<br>Hillsborough<br>Ave |
| <b>SunPass®</b>       |          |           |   |               |                                 |
| 2                     | \$1.07   | \$0.80    | \$0.54                                    | \$1.07        | \$0.26                          |
| 3                     | 2.14     | 1.60      | 1.08                                      | 2.14          | 0.52                            |
| 4                     | 3.21     | 2.40      | 1.62                                      | 3.21          | 0.78                            |
| 5                     | 4.28     | 3.20      | 2.16                                      | 4.28          | 1.04                            |
| add'l                 | 1.07     | 0.80      | 0.54                                      | 1.07          | 0.26                            |
| <b>TOLL-BY-PLATE®</b> |          |           |   |               |                                 |
| 2                     | \$1.34   | \$1.07    | \$0.80                                    | \$1.34        | \$0.54                          |
| 3                     | 2.68     | 2.14      | 1.60                                      | 2.68          | 1.08                            |
| 4                     | 4.02     | 3.21      | 2.40                                      | 4.02          | 1.62                            |
| 5                     | 5.36     | 4.28      | 3.20                                      | 5.36          | 2.16                            |
| add'l                 | 1.34     | 1.07      | 0.80                                      | 1.34          | 0.54                            |

As shown in **Table 19**, the decline in both traffic and toll revenue in FY 2008 and FY 2009 is due to the notable slowdown in the economy and the impact of rising fuel prices. The increase in both traffic and toll revenue in FY 2010 and FY 2011 was attributable to the early signs of slow recovery following the recession. The facility experienced an increase in toll revenue in FY 2013 due to the toll rate increase. The decline in traffic and revenue in FY 2014 was attributable to construction activities related to lane widening on this facility. The revenue was also impacted by the delay in collection from TOLL-BY-PLATE® customers resulting from the All-Electronic toll conversion as stated above. As reported by Turnpike management, the completion of most of the construction activities during FY 2016 and continuing through FY 2017 is reflected in the increase in traffic of nine percent and 13 percent in toll revenue. As previously stated in **Section 2.1.6**, the combined revenue impact from the cash, SunPass® and TOLL-BY-PLATE® toll rate adjustments in October 2017, and the normal growth, offset by revenue loss prompted by the 15-day toll suspension due to Hurricane Irma, resulted in a net revenue increase of 3.9 percent in FY 2018.

**Table 19  
Veterans Expressway Traffic Transactions and Toll Revenue  
FY 2009-2018**

| Fiscal Year | Traffic            |                |                        | Toll Revenue |                | Average Toll |
|-------------|--------------------|----------------|------------------------|--------------|----------------|--------------|
|             | Transactions (000) | Percent Change | SunPass® Participation | Amount (000) | Percent Change |              |
| 2009        | 47,876             | -5.4%          | 68.4%                  | \$30,980     | -6.4%          | \$0.647      |
| 2010        | 49,555             | +3.5           | 70.7                   | 31,692       | +2.3           | 0.640        |
| 2011        | 50,933             | +2.8           | 72.9                   | 32,466       | +2.4           | 0.637        |
| 2012        | 51,288             | +0.7           | 74.3                   | 32,757       | +0.9           | 0.639        |
| 2013        | 49,542             | -3.4           | 78.5                   | 41,616       | +27.0*         | 0.840        |
| 2014        | 48,345             | -2.4           | 79.2                   | 39,925       | -4.1**         | 0.826        |
| 2015        | 51,412             | +6.3           | 84.4                   | 41,111       | +3.0***        | 0.800        |
| 2016        | 55,304             | +7.6           | 83.3                   | 45,721       | +11.2***       | 0.827        |
| 2017        | 60,321             | +9.1           | 83.0                   | 51,645       | +13.0          | 0.856        |
| 2018****    | 65,238             | +8.2           | 84.2                   | 53,670       | +3.9***        | 0.823        |

\* Includes the impact of SunPass® and cash toll rate increase.

\*\* Includes the impact of SunPass® and TOLL-BY-PLATE® annual toll rate index offset by construction activities.

\*\*\* Includes the impact of SunPass® and TOLL-BY-PLATE® annual toll rate index under All-Electronic Tolling.

\*\*\*\* Unaudited.

### 2.1.10 Southern Connector Extension

The Southern Connector Extension, uses the barrier/ramp (coin) method of toll collection. An across-the-road plaza is located at the southwestern end of the facility between the US 192 interchange and I-4. With a barrier toll of \$0.80 for passenger cars with SunPass® and \$1.25 for cash customers, the average per-mile rate is 13.3 cents and 20.8 cents, respectively. Like the Seminole and Veterans Expressways, this toll rate is higher than the Mainline, but consistent with nearby CFX toll rates. The tolls at the intermediate interchanges at Osceola Parkway and US 192 are \$0.54 for SunPass® customers or \$1.00 for cash customers. As noted in **Table 20**, by vehicle classification, the Southern Connector Extension tolls are classified by the same toll multiples as those on the other coin sections of the Turnpike System.

**Table 20**  
**Southern Connector Extension Tolls**  
**by Vehicle Class**

| No. of Axles    | Barrier | Osceola Parkway US 192 |
|-----------------|---------|------------------------|
| <b>SunPass®</b> |         |                        |
| 2               | \$0.80  | \$0.54                 |
| 3               | 1.60    | 1.08                   |
| 4               | 2.40    | 1.62                   |
| 5               | 3.20    | 2.16                   |
| add'l           | 0.80    | 0.54                   |
| <b>Cash</b>     |         |                        |
| 2               | \$1.25  | \$1.00                 |
| 3               | 2.50    | 2.00                   |
| 4               | 3.75    | 3.00                   |
| 5               | 5.00    | 4.00                   |
| add'l           | 1.25    | 1.00                   |

The Southern Connector Extension is particularly influenced by tourists visiting various theme parks in the Orlando area. As shown in **Table 21**, the continued impact of the economic slowdown resulted in the diminished or declining growth in traffic and toll revenue during the three year period, FY 2008 through FY 2010. In addition, the toll rate increase in April 2009 on CFX's eastern section of this facility also negatively impacted traffic. The increase in both traffic and toll revenue in FY 2011 and FY 2012 are attributed to the early signs of slow recovery following the recession. In FY 2013, the facility experienced a significant increase in toll revenue due to the SunPass® and cash toll rate increase. The significant traffic growth over the past five years is due to the continued improvement in the economy and the resulting increase in tourists, record attendance at Central Florida attractions and new hotels in the corridor (source: Visit Florida). Also reflected in the table is that E-PASS™ and SunPass® participation exceeded 80 percent during FY 2018.



**Table 21**  
**Southern Connector Extension Traffic Transactions and Toll Revenue**  
**FY 2009-2018**

| Fiscal Year | Traffic            |                |                        | Toll Revenue |                | Average Toll |
|-------------|--------------------|----------------|------------------------|--------------|----------------|--------------|
|             | Transactions (000) | Percent Change | SunPass® Participation | Amount (000) | Percent Change |              |
| 2009        | 8,743              | -10.4%         | 63.7%                  | \$4,443      | -13.4%         | \$0.508      |
| 2010        | 8,138              | -6.9           | 67.4                   | 4,148        | -6.6           | 0.510        |
| 2011        | 8,319              | +2.2           | 69.7                   | 4,201        | +1.3           | 0.505        |
| 2012        | 8,499              | +2.2           | 71.7                   | 4,343        | +3.4           | 0.511        |
| 2013        | 8,773              | +3.2           | 75.1                   | 6,794        | +56.4*         | 0.774        |
| 2014        | 9,599              | +9.4           | 76.6                   | 7,517        | +10.6**        | 0.783        |
| 2015        | 11,059             | +15.2          | 77.5                   | 8,746        | +16.3**        | 0.791        |
| 2016        | 13,603             | +23.0          | 78.4                   | 10,917       | +24.8**        | 0.803        |
| 2017        | 15,803             | +16.2          | 80.0                   | 12,626       | +15.7          | 0.799        |
| 2018***     | 17,932             | +13.5          | 80.5                   | 14,409       | +14.1*         | 0.804        |

\* Includes the impact of SunPass® and cash toll rate increase.

\*\* Includes the impact of SunPass® annual toll rate index.

\*\*\* Unaudited.

### 2.1.11 Polk Parkway

As an expansion project not contiguous to the other parts of the Turnpike System or to facilities of other toll agencies, the toll collection plan for the Polk Parkway was established under coin operation with three mainline plazas spaced at approximately equal intervals along the 25-mile facility.

The current mainline barrier tolls for passenger cars are \$1.07 for SunPass® and a \$1.50 cash toll, resulting in an average toll rate of 12.8 and 18.0 cents-per-mile respectively, again, higher than the Mainline’s per-mile rate. Lower SunPass® and cash tolls are charged at the eight intermediate interchanges to “close-up” the toll system so that all users of the Polk Parkway pay a toll. In FY 2012, a new SunPass®-only interchange opened at Pace Road. This interchange provides access from the Polk Parkway to a relatively new University of South Florida campus in the City of Lakeland. By vehicle classification, the Polk Parkway tolls are similar to the other coin sections of the Turnpike System. **Table 22** shows the current tolls implemented at the three barriers and eight interchanges of the Polk Parkway.

**Table 22  
Polk Parkway Tolls  
by Vehicle Class**

| No. of Axles               | Western Central Eastern Barriers | Ramps  |  |
|----------------------------|----------------------------------|--|--|
|                            |                                  | Waring Rd Harden Blvd South Florida Ave SR 540 | Airport Rd Lakeland-Highlands Rd CR 546 Pace Rd* |
| <b>SunPass®</b>            |                                  |  |  |
| 2                          | \$1.07                           | \$0.54   | \$0.26   |
| 3                          | 2.14                             | 1.08   | 0.52   |
| 4                          | 3.21                             | 1.62   | 0.78   |
| 5                          | 4.28                             | 2.16   | 1.04   |
| add'l                      | 1.07                             | 0.54   | 0.26   |
| <b>Cash/TOLL-BY-PLATE®</b> |                                  |  |  |
| 2                          | \$1.50                           | \$1.00   | \$0.75/ \$0.54                                   |
| 3                          | 3.00                             | 2.00   | 1.50/1.08  |
| 4                          | 4.50                             | 3.00   | 2.25/1.62  |
| 5                          | 6.00                             | 4.00   | 3.00/2.16  |
| add'l                      | 1.50                             | 1.00   | 0.75/0.54  |

\* Pace Road is an All-Electronic Tolling interchange. As such, TOLL-BY-RATES® rates apply.

The Polk Parkway had a toll rate increase (effective June 24, 2012), and the three annual SunPass® rate index adjustments effective July 1, 2013, 2014 and 2015. The Turnpike Management did not apply the annual rate index adjustments on July 1, 2016 (FY 2017) as the year-over-year change in CPI of 0.1 percent did not prompt a minimum of \$0.01 adjustment in the two-axle toll rates. As previously mentioned, a toll rate adjustment was implemented on October 29, 2017 (FY 2018) on this facility as reflected in **Table 22**. Additionally, the Polk Parkway AET conversion is expected to be complete by FY 2024. Historical traffic and toll revenue for the Polk Parkway is shown in **Table 23**.

Similar to the Mainline, the diminished growth in FY 2008 is attributed to the beginning of a downturn in the economy. The severity of the economic downturn increased during FY 2009 prompting a decline in both traffic and toll revenues. The increase in both traffic and toll revenue in FY 2011 is attributed to the early signs of slow recovery following the recession. In FY 2013, the facility experienced a decrease of 3.8 percent in traffic in part due to the resurfacing project reported by Turnpike management on the Polk Parkway between the Western Mainline Toll Plaza and I-4, between Mileposts 8 and 24, and the cash toll rate increase which resulted in an increase in toll revenue of almost 5 percent (no increase for SunPass® toll rates) that took place in late June 2012. The continued improvement in the economy, opening of several distribution centers clustered in the area (source: FDOT – The Distribution Industry in West Central Polk County and Plant City), and the annual indexing of SunPass® toll rates contributed to both traffic and toll revenue increases in the recent years.

**Table 23**  
**Polk Parkway Traffic Transactions and Toll Revenue**  
**FY 2009-2018**

| Fiscal Year | Traffic            |                |                        | Toll Revenue |                | Average Toll |
|-------------|--------------------|----------------|------------------------|--------------|----------------|--------------|
|             | Transactions (000) | Percent Change | SunPass® Participation | Amount (000) | Percent Change |              |
| 2009        | 26,344             | -3.6%          | 55.5%                  | \$21,496     | -4.2%          | \$0.816      |
| 2010        | 26,209             | -0.5           | 58.9                   | 21,391       | -0.5           | 0.816        |
| 2011        | 26,608             | +1.5           | 61.4                   | 21,775       | +1.8           | 0.818        |
| 2012        | 27,395             | +3.0           | 63.7                   | 22,615       | +3.9           | 0.826        |
| 2013        | 26,350             | -3.8           | 70.1                   | 23,649       | +4.6*          | 0.897        |
| 2014        | 27,495             | +4.3           | 72.2                   | 24,590       | +4.0**         | 0.894        |
| 2015        | 30,103             | +9.5           | 74.8                   | 27,713       | +12.7**        | 0.921        |
| 2016        | 33,316             | +10.7          | 76.0                   | 31,359       | +13.2**        | 0.941        |
| 2017        | 35,441             | +6.4           | 77.6                   | 33,595       | +7.1           | 0.948        |
| 2018***     | 37,279             | +5.2           | 79.0                   | 35,482       | +5.6****       | 0.952        |

\* Includes the impact of cash toll rate increase.  
\*\* Includes the impact of SunPass® annual toll rate index.  
\*\*\* Unaudited.  
\*\*\*\* Includes the impact of SunPass® and cash toll rate increase.

### 2.1.12 Suncoast Parkway

Three mainline toll plazas and four sets of ramp toll plazas are located on the 42-mile Suncoast Parkway. In addition, a non-tolled interchange at Lutz-Lake Fern Road was completed in FY 2010. Although this is a non-tolled interchange, the nature of the coin system requires the customer to pay a toll at another location. Consistent with most of the Turnpike’s existing system and all other expansion projects, toll collection on the Suncoast Parkway is a barrier/ramp (coin) system that also deploys SunPass®.

By vehicle classification, the Suncoast Parkway tolls are classified by the toll multiples common to the other coin sections of the Turnpike System. **Table 24** shows the current tolls implemented at the three barriers and four interchanges of the Suncoast Parkway.

**Table 24**  
**Suncoast Parkway Tolls**  
**by Vehicle Class**

| No. of Axles    | Barriers                        | Ramps                             |
|-----------------|---------------------------------|-----------------------------------|
|                 | Anclote Spring Hill Oak Hammock | Van Dyke Rd, SR 54, CR 578, SR 50 |
| <b>SunPass®</b> |                                 |                                   |
| 2               | \$1.07                          | \$0.26                            |
| 3               | 2.14                            | 0.52                              |
| 4               | 3.21                            | 0.78                              |
| 5               | 4.28                            | 1.04                              |
| add'l           | 1.07                            | 0.26                              |
| <b>Cash</b>     |                                 |                                   |
| 2               | \$1.50                          | \$0.75                            |
| 3               | 3.00                            | 1.50                              |
| 4               | 4.50                            | 2.25                              |
| 5               | 6.00                            | 3.00                              |
| add'l           | 1.50                            | 0.75                              |

Cash toll rates for the Suncoast Parkway were adjusted in June 2012 (no increase for SunPass® toll rates). Subsequently, SunPass® toll rates were indexed on July 1, 2013, 2014, and 2015. As previously

mentioned, a toll rate adjustment was implemented on October 29, 2017 (FY 2018) on this facility as reflected in **Table 24**. Additionally, the Suncoast Parkway conversion to AET is expected to be completed by FY 2021.

Historical growth in traffic and toll revenue since FY 2007 is shown in **Table 25**. Similar to the Mainline, the diminished growth in FY 2008 followed by a decline in 2009 is attributed to the downturn in Florida’s housing sector (source: U.S. Census Bureau for building permits, and Florida Association of Realtors for home sales), declining growth in tourism and population, and an increase in motor fuel prices. The increase in both traffic and toll revenue in FY 2010 is attributed to the early signs of slow recovery following the recession. However, the economic slowdown and persistent high unemployment rates particularly in Hernando and Pasco counties (source: Bureau of labor Statistics) adversely impacted traffic and toll revenue in both FY 2012 and FY 2013. As reported by FDOT, traffic on the facility was also negatively impacted in FY 2013 by the widening of a section of a competing route (US 41) in Pasco County. The increase of 2.8 percent in toll revenues for FY 2013 reflects the cash toll rate increase in late June 2012; SunPass® toll rates were not increased. On July 1, 2013, 2014 and 2015 SunPass® toll rates were indexed annually as statutorily required. As previously stated, the combined revenue impact from the cash, SunPass® and TOLL-BY-PLATE® toll rate adjustments in October 2017, and the normal growth, offset by revenue loss prompted by the 15-day toll suspension due to Hurricane Irma, resulted in a net revenue increase of 2.3 percent in FY 2018. Although this facility was impacted by the construction activities on the contiguous Veterans Expressway, the continued improvement in the economy and the annual index of SunPass® toll rates contributed to both traffic and revenue increases during the recent years.

**Table 25**  
**Suncoast Parkway Traffic Transactions and Toll Revenue**  
**FY 2009-2018**

| Fiscal Year | Traffic            |                |                        | Toll Revenue |                | Average Toll |
|-------------|--------------------|----------------|------------------------|--------------|----------------|--------------|
|             | Transactions (000) | Percent Change | SunPass® Participation | Amount (000) | Percent Change |              |
| 2009        | 26,442             | -5.9%          | 67.1%                  | \$20,157     | -5.9%          | \$0.762      |
| 2010        | 27,346             | +3.4           | 69.6                   | 20,621       | +2.3           | 0.754        |
| 2011        | 28,151             | +2.9           | 72.1                   | 21,233       | +3.0           | 0.754        |
| 2012        | 27,593             | -2.0           | 73.8                   | 20,769       | -2.2           | 0.753        |
| 2013        | 26,394             | -4.3           | 77.8                   | 21,349       | +2.8*          | 0.809        |
| 2014        | 26,805             | +1.6           | 79.1                   | 22,011       | +3.1**         | 0.821        |
| 2015        | 29,217             | +9.0           | 81.2                   | 23,682       | +7.6**         | 0.811        |
| 2016        | 31,349             | +7.3           | 80.4                   | 25,709       | +8.6**         | 0.820        |
| 2017        | 32,896             | +4.9           | 80.1                   | 26,993       | +5.0           | 0.821        |
| 2018***     | 34,976             | +6.3           | 80.2                   | 27,620       | +2.3****       | 0.790        |

\* Includes the impact of cash toll rate increase.  
 \*\* Includes the impact of SunPass® annual toll rate index  
 \*\*\* Unaudited.  
 \*\*\*\* Includes the impact of SunPass® and cash toll rate increase.

**2.1.13 Daniel Webster Western Beltway, Part C**

The Western Beltway, Part C provides motorists an alternate north/south route between the Turnpike Mainline at Ocoee and I-4 south of Walt Disney World. Furthermore, it offers much needed relief on I-4, particularly during morning and evening peak hours. The Turnpike-owned portion of the Western Beltway has one barrier toll plaza and four intermediate interchanges at Seidel Road, Disney World/Hartzog Road (also known as Western Way), US 192 (to and from the north) and Sinclair Road.

By vehicle classification, the Western Beltway, Part C tolls are classified by the toll multiples common to the other coin sections of the Turnpike System. In **Table 26**, the current tolls implemented at the one barrier plaza and three interchanges are presented.

**Table 26**  
**Daniel Webster Western Beltway, Part C Tolls**  
**by Vehicle Class**

| No. of Axles    | Mainline Barrier | Ramps              |               |
|-----------------|------------------|--------------------|---------------|
|                 |                  | Seidel Road US 192 | Sinclair Road |
| <b>SunPass®</b> |                  |                    |               |
| 2               | \$1.07           | \$0.54             | \$0.26        |
| 3               | 2.14             | 1.08               | 0.52          |
| 4               | 3.21             | 1.62               | 0.78          |
| 5               | 4.28             | 2.16               | 1.04          |
| add'l           | 1.07             | 0.54               | 0.26          |
| <b>Cash</b>     |                  |                    |               |
| 2               | \$1.50           | \$1.00             | \$0.75        |
| 3               | 3.00             | 2.00               | 1.50          |
| 4               | 4.50             | 3.00               | 2.25          |
| 5               | 6.00             | 4.00               | 3.00          |
| add'l           | 1.50             | 1.00               | 0.75          |

**Table 27** presents ten years of historical traffic and toll revenue data for the Daniel Webster Western Beltway, Part C. FY 2008 was the first full year of operation. The diminished or declining growth shown for FY 2009 and FY 2010 is due to the effects of the recession on the Western Beltway. The increase in both traffic and toll revenue in FY 2011 is attributed to the early signs of slow recovery following the recession. In both FY 2012 and FY 2013, the facility experienced an increase in both traffic and toll revenue due to the continued economic recovery, as well as the cash toll rate increase (no increase for SunPass® toll rates) that impacted revenue during the last week of June 2012 and FY 2013. The continued economic recovery and significant residential and commercial development throughout the Western Beltway corridor resulted in notable double-digit traffic and toll revenue growth over the past five years.

**Table 27**  
**Daniel Webster Western Beltway, Part C Traffic Transactions and Toll Revenue**  
**FY 2009-2018**

| Fiscal Year | Traffic            |                |                        | Toll Revenue |                | Average Toll |
|-------------|--------------------|----------------|------------------------|--------------|----------------|--------------|
|             | Transactions (000) | Percent Change | SunPass® Participation | Amount (000) | Percent Change |              |
| 2009        | 4,938              | +0.2%          | 58.3%                  | \$4,719      | -3.1%          | \$0.956      |
| 2010        | 5,112              | +3.5           | 60.1                   | 4,767        | +1.0           | 0.933        |
| 2011        | 5,559              | +8.7           | 61.7                   | 5,097        | +6.9           | 0.917        |
| 2012        | 6,037              | +8.6           | 63.8                   | 5,550        | +8.9           | 0.919        |
| 2013        | 6,337              | +5.0           | 69.5                   | 6,367        | +14.7*         | 1.005        |
| 2014        | 7,209              | +13.8          | 70.7                   | 7,289        | +14.5**        | 1.011        |
| 2015        | 8,688              | +20.5          | 71.4                   | 8,853        | +21.5**        | 1.019        |
| 2016        | 10,727             | +23.5          | 73.4                   | 11,032       | +24.6**        | 1.028        |
| 2017        | 12,487             | +16.4          | 75.8                   | 12,930       | +17.2          | 1.035        |
| 2018***     | 14,753             | +18.1          | 77.3                   | 15,106       | +16.8****      | 1.024        |

- \* Includes the impact of cash toll rate increase.
- \*\* Includes the impact of SunPass® annual toll rate index.
- \*\*\* Unaudited.
- \*\*\*\* Includes the impact of SunPass® and cash toll rate increase.

### 2.1.14 I-4 Connector

The I-4 Connector is a complex set of elevated directional ramps, accommodating selected traffic movements between I-4, the Selmon Expressway, and local arterial road access to and from the Port of Tampa. The two main movements are referred to as the “S” move and the “Z” move, named for the characteristic shapes of the ramps. The “S” move provides I-4 traffic to and from the east a connection to and from the west on the Selmon Expressway, while the “Z” move provides I-4 traffic to and from the west a connection to and from the east on the Selmon Expressway. The interchange also provides a connection into the Port of Tampa, offering better flow of truck traffic access to the Port of Tampa via the ramps to and from the arterial street leading into the Port south of the Selmon Expressway, which is referred to as the “T” move.

Toll collection on the I-4 Connector is All-Electronic, using pre-paid SunPass® or TOLL-BY-PLATE® (video tolling option). As shown in **Table 28**, the current 2-axle SunPass® toll rates are \$1.05 for the “S” move, \$0.53 for the “Z” move, and \$1.05 for the “T” move. Current SunPass® and TOLL-BY-PLATE® rates are calculated using the N-1 methodology (where “N” is the number of axles) for the “S” and the “Z” move. In this method, the multi-axle toll equals the 2-axle toll rate multiplied by the number of axles minus one. For the “T” move, SunPass® tolls are fixed at \$1.05 and TOLL-BY-PLATE® rates are fixed at \$1.31 for all axle classes.

**Table 28**  
**I-4 Connector Tolls by Vehicle Class**

| Plaza    | SunPass® |        |        |        |             | TOLL-BY-PLATE® |        |        |        |             |
|----------|----------|--------|--------|--------|-------------|----------------|--------|--------|--------|-------------|
|          | 2-Axle   | 3-Axle | 4-Axle | 5-Axle | Add'l Axles | 2-Axle         | 3-Axle | 4-Axle | 5-Axle | Add'l Axles |
| “S” Move | \$1.05   | \$2.10 | \$3.15 | \$4.20 | \$1.05      | \$1.31         | \$2.62 | \$3.93 | \$5.24 | \$1.31      |
| “Z” Move | 0.53     | 1.06   | 1.59   | 2.12   | 0.53        | 0.78           | 1.56   | 2.34   | 3.12   | 0.78        |
| “T” Move | 1.05     | 1.05   | 1.05   | 1.05   | -           | 1.31           | 1.31   | 1.31   | 1.31   | -           |

**Table 29** presents the total transactions for all the movements and the corresponding total toll revenue since the opening of the I-4 Connector. This new facility contributed nearly \$14 million in additional revenue in FY 2018. As previously stated in **Section 2.1.6**, the combined revenue impact from the SunPass® and TOLL-BY-PLATE® toll rate adjustments in October 2017, and the normal growth, offset by revenue loss prompted by the 15-day toll suspension due to Hurricane Irma, resulted in a net revenue increase of 3.0 percent in FY 2018.

**Table 29**  
**I-4 Connector, Traffic Transactions and Toll Revenue**  
**FY 2014-2018**

| Fiscal Year | Traffic            |                |                        | Toll Revenue |                | Average Toll |
|-------------|--------------------|----------------|------------------------|--------------|----------------|--------------|
|             | Transactions (000) | Percent Change | SunPass® Participation | Amount (000) | Percent Change |              |
| 2014*       | 3,815              | NA             | 77.2%                  | \$2,650      | NA             | \$0.695      |
| 2015        | 12,094             | NA             | 76.2                   | 8,774        | NA             | 0.725        |
| 2016        | 16,283             | +34.6%         | 75.9                   | 12,071       | +37.6%**       | 0.741        |
| 2017        | 17,577             | +7.9           | 76.7                   | 13,448       | +11.4          | 0.765        |
| 2018***     | 18,907             | +7.6           | 77.9                   | 13,856       | +3.0**         | 0.733        |

\* I-4 Connector opened to traffic on January 6, 2014 and the toll collection started on January 12, 2014.  
 \*\* Includes the impact of SunPass® and TOLL-BY-PLATE® annual toll rate index.  
 \*\*\* Unaudited.

### 2.1.15 Beachline East Expressway

The Beachline East Expressway is a 22-mile toll facility that extends east from SR 520 in Orange County for six miles into Brevard County, where it splits into two branches. The 9-mile southeast branch continues as SR 528 and connects with the Bennett Causeway at US 1. The 7-mile northeast branch becomes SR 407 and extends to connect with SR 405.

Per Turnpike management, to enhance customer experience and save operational costs, tolls are collected (currently \$0.26 SunPass<sup>®</sup> and \$0.75 cash for all axle classes) at the Dallas Mainline Plaza on behalf of the Turnpike on the CFX owned section of SR 528, and at the ramps for movements to and from the east at SR 520, (currently, \$0.26 SunPass<sup>®</sup> and \$0.75 cash for all axle classes).

**Table 30** presents the total transactions and the corresponding revenues. This newly acquired facility is the second expansion project acquired by the Turnpike. During FY 2018, the Beachline East Expressway contributed nearly six million dollars in additional revenue.

**Table 30**  
**Beachline East Expressway, Traffic Transactions and Toll Revenue**  
**FY 2015-2018**

| Fiscal Year | Traffic            |                |                                    | Toll Revenue |                | Average Toll |
|-------------|--------------------|----------------|------------------------------------|--------------|----------------|--------------|
|             | Transactions (000) | Percent Change | SunPass <sup>®</sup> Participation | Amount (000) | Percent Change |              |
| 2015*       | 17,079             | NA             | 63.9%                              | \$5,181      | NA             | \$0.303      |
| 2016        | 18,722             | +9.6%          | 65.3                               | 5,512        | +6.4%          | 0.294        |
| 2017        | 19,592             | +4.6           | 65.9                               | 5,603        | +1.7           | 0.286        |
| 2018**      | 20,226             | +3.2           | 65.1                               | 5,770        | +3.0***        | 0.285        |

\* The Beachline East Expressway was acquired from the Department on July 1, 2014. Transactions and Revenues reflect tolls collected at SR 520 ramps and Central Florida Expressway Authority owned Dallas Mainline Toll Plaza.

\*\* Unaudited.

\*\*\* Includes the impact of cash toll rate increase

### 2.1.16 Total Traffic Transactions and Toll Revenue

Total traffic for the Turnpike System by facility for the past ten years is summarized in **Table 31**. Detailed explanations of historic traffic impacts have been discussed previously beginning in **Section 2.1.6** of this report.

**Table 31  
Turnpike System Traffic Transactions  
FY 2009-2018**

| Fiscal Year | Traffic Transactions (000) |                     |                     |                     |                              |              |                  |                         |                |                             |         |
|-------------|----------------------------|---------------------|---------------------|---------------------|------------------------------|--------------|------------------|-------------------------|----------------|-----------------------------|---------|
|             | Mainline                   | Sawgrass Expressway | Seminole Expressway | Veterans Expressway | Southern Connector Extension | Polk Parkway | Suncoast Parkway | Western Beltway, Part C | I-4* Connector | Beachline** East Expressway | Total   |
| 2009        | 415,942                    | 67,810              | 32,765              | 47,876              | 8,743                        | 26,344       | 26,442           | 4,938                   |                | -                           | 630,860 |
| 2010        | 422,237                    | 69,662              | 31,168              | 49,555              | 8,138                        | 26,209       | 27,346           | 5,112                   |                | -                           | 639,427 |
| 2011        | 431,586                    | 70,584              | 31,117              | 50,933              | 8,319                        | 26,608       | 28,151           | 5,559                   |                | -                           | 652,857 |
| 2012        | 440,023                    | 72,179              | 31,265              | 51,288              | 8,499                        | 27,395       | 27,593           | 6,037                   |                | -                           | 664,279 |
| 2013        | 442,857                    | 72,195              | 30,819              | 79,542              | 8,773                        | 26,350       | 26,394           | 6,337                   |                | -                           | 663,267 |
| 2014        | 459,759                    | 75,121              | 32,436              | 48,345              | 9,599                        | 27,495       | 26,805           | 7,209                   | 3,815          | -                           | 690,584 |
| 2015        | 493,114                    | 79,746              | 35,373              | 51,412              | 11,059                       | 30,103       | 29,217           | 8,688                   | 12,094         | 17,079                      | 767,885 |
| 2016        | 529,318                    | 85,633              | 39,592              | 55,304              | 13,603                       | 33,316       | 31,349           | 10,727                  | 16,283         | 18,722                      | 833,847 |
| 2017        | 547,119                    | 89,551              | 42,067              | 60,321              | 15,803                       | 35,441       | 32,896           | 12,487                  | 17,577         | 19,592                      | 872,854 |
| 2018        | 558,047                    | 93,614              | 44,558              | 65,238              | 17,932                       | 37,279       | 34,976           | 14,753                  | 18,907         | 20,226                      | 905,530 |

\* Opened to traffic on January 6, 2014, and the toll collection started on January 12, 2014.

\*\* The Beachline East Expressway was acquired on July 1, 2014.

Total toll revenue for the Turnpike System for the past ten years are summarized in **Table 32**.

**Table 32  
Turnpike System Toll Revenue  
FY 2009-2018**

| Fiscal Year | Toll Revenue (000) |                     |                     |                     |                              |              |                  |                         |                |                             |           |
|-------------|--------------------|---------------------|---------------------|---------------------|------------------------------|--------------|------------------|-------------------------|----------------|-----------------------------|-----------|
|             | Mainline           | Sawgrass Expressway | Seminole Expressway | Veterans Expressway | Southern Connector Extension | Polk Parkway | Suncoast Parkway | Western Beltway, Part C | I-4* Connector | Beachline** East Expressway | Total     |
| 2009        | \$428,124          | \$48,121            | \$32,488            | \$30,980            | \$4,443                      | \$21,496     | \$20,157         | \$4,719                 | -              | -                           | \$590,528 |
| 2010        | 432,970            | 49,702              | 30,882              | 31,692              | 4,148                        | 21,391       | 20,621           | 4,767                   | -              | -                           | 596,173   |
| 2011        | 434,230            | 50,314              | 30,763              | 32,466              | 4,201                        | 21,775       | 21,233           | 5,097                   | -              | -                           | 600,079   |
| 2012        | 439,961            | 51,360              | 31,457              | 32,757              | 4,343                        | 22,615       | 20,769           | 5,550                   | -              | -                           | 608,812   |
| 2013        | 550,715            | 66,579              | 38,473              | 41,616              | 6,794                        | 23,649       | 21,349           | 6,367                   | -              | -                           | 755,542   |
| 2014        | 581,632            | 69,768              | 40,919              | 39,925              | 7,517                        | 24,590       | 22,011           | 7,289                   | 2,650          | -                           | 796,301   |
| 2015        | 624,033            | 72,614              | 45,243              | 41,111              | 8,746                        | 27,713       | 23,682           | 8,853                   | 8,774          | \$5,181                     | 865,950   |
| 2016        | 681,386            | 80,510              | 51,713              | 45,721              | 10,917                       | 31,359       | 25,709           | 11,032                  | 12,071         | 5,512                       | 955,930   |
| 2017        | 710,861            | 85,417              | 55,302              | 51,645              | 12,626                       | 33,595       | 26,993           | 12,930                  | 13,448         | 5,603                       | 1,008,420 |
| 2018***     | 706,432            | 86,650              | 58,308              | 53,670              | 14,409                       | 35,482       | 27,620           | 15,106                  | 13,856         | 5,770                       | 1,017,303 |

\* Opened to traffic on January 6, 2014, and the toll collection started on January 12, 2014.

\*\* The Beachline East Expressway was acquired on July 1, 2014.

\*\*\* Unaudited.

During the early 1990s, virtually all of the Turnpike System toll revenue was collected on the Mainline. However, with the diversification of the Turnpike System through the opening or acquisition of expansion projects, the Mainline now accounts for 69 percent of the total toll revenue. As expansion projects have been added to the system and their respective toll revenues ramp up, the expansion project toll revenues, as a percentage of the total system, have continued to increase. As previously stated, the combined revenue impact from the cash, SunPass® and TOLL-BY-PLATE® toll rate adjustments in October 2017, and normal growth offset by a \$45 million revenue loss for the entire Turnpike System prompted by the 15-day toll suspension due to Hurricane Irma, resulted in a slight net revenue increase of nearly \$9 million, or 0.9 percent in FY 2018.



## 2.2 Concession Revenue

All information and data regarding the Turnpike's concession and other non-toll revenue sources and associated contractual arrangements (including but not limited to advertising and concessionaire contracts) is based upon information and documentation supplied to us by the Turnpike. Concessions provide an additional source of non-toll revenue for the Turnpike. This revenue primarily comes from the sale of food and other items at the eight service plazas along the Turnpike Mainline. In addition, income from sponsorship programs and advertisements on toll booths, and particularly, highway signage is a growing source of revenue for the Turnpike.

Concession revenue generated from service plaza restaurants and service stations is governed by contractual agreements (source: Concession Agreement for Food and Beverage, Retail, Fuel Station/Convenience Store Services between Florida's Turnpike Enterprise and Areas USA FLTP, LLC, dated April 3, 2009). Per the agreement, the Turnpike awarded a 30-year concession contract to Areas USA. The contract consolidates the operation of fuel, food and beverage, and other retail operations under a single concessionaire. Per the agreement, the Turnpike receives a monthly payment from the concessionaire of 5.75 percent of gross receipts, or a guaranteed monthly minimum concession fee (whichever is larger). According to the terms of the contract, this guaranteed minimum payment increased starting on July 1, 2014 by inflation. The contract is discussed in further detail in **Section 3.5**.

In December 2013, the Turnpike awarded a contract for Road Ranger sponsorship and toll booth advertising to Travelers Marketing, LLC. The initial contract period ended in February 2018 and was renewed for four additional years. Under the sponsorship agreement, Travelers Marketing, LLC pays the Turnpike 70 percent of the sponsorship fee received from State Farm in the first year. This percentage escalates by two percent each year to a maximum of 84 percent in the final year of contract in 2022, with a minimum of \$3.2 million over the initial and extended contract period. Similarly, under the toll booth advertising agreement, Travelers Marketing LLC pays the Turnpike 65 percent of annual gross receipts each year. As reported by Turnpike management, this revenue stream is expected to decline due to the reduction of toll booths as part of the All-Electronic Tolling conversion.

As reported by Turnpike management, starting July 2006, a ten-year license agreement was signed between Florida Logos, Inc. and the Turnpike allowing Florida Logos to lease space along the Turnpike roadways to place and maintain specific signs and structures approved by the Turnpike. The contract required a monthly minimum guaranteed payment of \$15,000. At the end of each contract year, Florida Logos paid the difference between 25 percent of the gross program revenue and the sum of the monthly payments of \$15,000. Also reported by Turnpike management, a five-year license agreement was signed between Florida Logos, Inc. and the Turnpike for the Sponsor-A-Highway Program. Starting August 2008, the contract required a monthly minimum guaranteed payment of \$16,667. At the end of each contract year, Florida Logos paid the difference between 40 percent of the gross revenues generated from the program and the sum of the monthly payments.

**Table 33** provides a summary of historical concession revenues for the past ten years. For the period FY 2011 through FY 2018, Turnpike management disclosed revenue changes due to contractual requirements. In FY 2011, concession revenues decreased \$2.4 million compared to FY 2010 due to lower agreed-upon contract amounts with the concessionaire as a result of the plaza renovations which began in November 2010. The further revenue decline in FY 2012 reflects the first full year of minimum contract payments as a result of construction activities at the service plazas. The revenue increase in FY 2013 reflects completion of some service plaza construction as well as \$585,000 in additional revenue due to delays beyond the initial construction contract schedule. The revenue decline in FY 2014 is attributed to a decrease in delay fees associated with completion of service plaza construction, and lower advertising revenue compared to the preceding year. The advertising revenue returned to previous FY 2013 levels in FY 2015, however, the Service Plaza revenue declined as no delay fines were assessed in FY 2015 as a result of plaza remodeling. Per Turnpike management, from FY 2016 through FY 2018, Service Plaza revenue increase reflects annual adjustment to contract payments tied to the Consumer Price Index. Additionally, per Turnpike management, the FY 2017 and FY 2018 Service Plaza revenue increase is

attributed to a change in accounting methodology related to recognition of contractual payments from the concessionaire.

**Table 33  
Concession Revenue  
FY 2009-2018**

| Fiscal Year | Service Plaza Revenue (000) | Advertising Revenue (000) | Total Concession Revenue (000) |
|-------------|-----------------------------|---------------------------|--------------------------------|
| 2009        | \$8,590                     | \$1,520                   | \$10,110                       |
| 2010        | 8,947                       | 1,810                     | 10,757                         |
| 2011        | 7,250                       | 1,132                     | 8,382                          |
| 2012        | 6,000                       | 1,169                     | 7,169                          |
| 2013        | 6,585                       | 930                       | 7,515                          |
| 2014        | 6,360                       | 779                       | 7,139                          |
| 2015        | 6,090                       | 960                       | 7,050                          |
| 2016        | 6,187                       | 1,039                     | 7,226                          |
| 2017        | 7,074                       | 1,383                     | 8,457                          |
| 2018        | 8,415                       | 1,463                     | 9,878                          |

Source: Turnpike Finance Office

### 2.3 Operations and Maintenance Expenses

Total operations and maintenance expense increased from \$1.1 million in 1957, when the Turnpike was a 109-mile road with three service plazas and a traffic volume of 3.2 million transactions per year, to over \$227 million in 2018 as a 483-mile system with eight service plazas and over 905 million annual transactions. Further, the expense per toll transaction decreased from approximately 34 cents in 1957 to 25 cents in 2018. This decline is attributed to processing much larger traffic volumes and the added efficiencies of electronic toll collection.

**Table 34** lists the operations and maintenance expenses from FY 2009 through FY 2018 provided by the Turnpike Finance office, along with the corresponding traffic levels. Operating expenses include a manual toll collection contract for cash transactions, a transaction processing contract for non-cash transactions, and business development and marketing expenses. As reported by Turnpike management, a significant operating expense decline in FY 2010 is due to targeted cost reductions initiated during the economic downturn. The increase in FY 2011 is largely attributed to the cost of a significant volume of transponder sales related to the AET conversion on SR 821 (HEFT), higher credit card fees due to substantial growth in SunPass® revenue and additional postage to send Uniform Traffic Citations using certified mail.

The decline in FY 2012 and FY 2013 is due to the increased SunPass® participation, the implementation of automatic ticket-issuing machines on the Ticket System, reduced postage and mailing costs due to removal of the certified mail requirement for citations and overall fewer citations issued as well as other operational efficiencies. The operational cost savings from All-Electronic Tolling conversion on the Sawgrass and Veterans Expressways, lower maintenance contract cost and other operational efficiencies in FY 2014 were offset by the increase due to a change in methodology in how Operations and Maintenance expenses are recorded. Starting in FY 2014, toll administrative charges from video billing are recorded as operating revenues and no longer offset the Operations and Maintenance expenses resulting in higher overall cost. Since FY 2014, the increase in Operations and Maintenance expenses is primarily due to normal growth in toll transactions coupled with annual inflation. In addition to normal growth and inflation, FY 2018 expenses include approximately \$3 million for one-time, nonrecurring charges related to the Pat Salerno Drive interchange on the Sawgrass Expressway and non-capital start-up costs for the data processing systems.

Over the past ten years, with slight fluctuation, the expense per transaction has averaged about 25 cents.

**Table 34  
Operations and Maintenance Expenses  
FY 2009-2018**

| Fiscal Year | Operations and Maintenance Expenses* (000) | Total Transactions (000) | Expense per Transaction |
|-------------|--|--------------------------|-------------------------|
| 2009        | \$190,603                                  | 630,860                  | \$0.302                 |
| 2010        | 172,422                                    | 639,427                  | 0.270                   |
| 2011**      | 180,060                                    | 652,857                  | 0.276                   |
| 2012**      | 173,704                                    | 664,279                  | 0.261                   |
| 2013**      | 157,388                                    | 663,267                  | 0.237                   |
| 2014        | 165,838                                    | 690,584                  | 0.240                   |
| 2015        | 177,160                                    | 767,885                  | 0.231                   |
| 2016        | 192,458                                    | 833,847                  | 0.231                   |
| 2017        | 208,198                                    | 872,854                  | 0.239                   |
| 2018        | 225,002                                    | 905,530                  | 0.248                   |

\* Operations and Maintenance Expenses include Business Development and Marketing expense.

\*\* Toll administrative charges (in thousands) of \$2,487, \$6,301 and \$6,237 were netted against Operations and Maintenance expenses for FY 2011, FY 2012 and FY 2013, respectively. Beginning FY 2014, such amounts are reflected as operating revenues with no offset to the Operations and Maintenance expenses.

Source: Turnpike Finance Office.

## 2.4 Net Revenue

Net revenues are summarized for the FY 2009-2018 period in **Table 35**. They represent the amount of toll revenues and concession revenues less operations and maintenance expenses.

**Table 35  
Revenue and Expense Summary  
FY 2009-2018**

| Fiscal Year | Revenues and Expenses (000) |             |                              |           |                                       |             |
|-------------|-----------------------------|-------------|------------------------------|-----------|---------------------------------------|-------------|
|             | Gross Revenue               |             |                              |           | Operations and Maintenance Expenses** | Net Revenue |
|             | Tolls                       | Concessions | Toll Administrative Charges* | Total     |                                       |             |
| 2009        | \$590,528                   | \$10,110    | -                            | \$600,638 | \$190,603                             | \$410,035   |
| 2010        | 596,173                     | 10,757      | -                            | 606,930   | 172,422                               | 434,508     |
| 2011        | 600,079                     | 8,382       | -                            | 608,461   | 180,060                               | 428,401     |
| 2012        | 608,812                     | 7,169       | -                            | 615,981   | 173,704                               | 442,277     |
| 2013        | 755,542                     | 7,515       | -                            | 763,057   | 157,388                               | 605,669     |
| 2014        | 796,301                     | 7,139       | \$8,495                      | 811,935   | 165,838                               | 646,097     |
| 2015        | 865,950                     | 7,050       | 15,334                       | 888,334   | 177,160                               | 711,174     |
| 2016        | 955,930                     | 7,226       | 16,993                       | 980,149   | 192,458                               | 787,691     |
| 2017        | 1,008,420                   | 8,457       | 20,229                       | 1,037,106 | 208,198                               | 828,908     |
| 2018***     | 1,017,303                   | 9,878       | 21,217                       | 1,048,398 | 225,002                               | 823,396     |

\* Prior to FY 2014, toll administrative charges were netted against Operations and Maintenance expenses. Beginning FY 2014, such amounts are reflected as operating revenues with no offset to the Operations and Maintenance expenses. Beginning FY 2014, such amounts are reflected as operating revenues with no offset to the Operations and Maintenance expenses.

\*\* Operations and Maintenance include Business Development and Marketing expense.

\*\*\* Unaudited.

Source: Turnpike Finance Office.

While operating expenses have minimally fluctuated over the past ten years as explained previously, growing Turnpike traffic, the opening of expansion projects and the acquisition of the Beachline East Expressway, together with the toll indexing have resulted in a doubling of net revenues.

### 3. PROJECTED TRAFFIC, REVENUE AND EXPENSES

The previous section of this report set forth the historical traffic, revenue and expense data for the Turnpike. This section provides traffic, revenue, and expense forecasts through FY 2029.

#### 3.1 Factors Affecting Turnpike System Traffic and Revenue

All information and data regarding Turnpike improvements, other roadways and competing modes of transportation, as well as population and employment rates, fuel prices, tourism and other socioeconomic factors, both historical and projected, has been gathered by us from external sources, in consultation with, or at the direction of, Turnpike management and/or FDOT. Further, before developing projections of traffic, revenue and expenses, Turnpike management provided all historical traffic and revenue, historic and projected operations and maintenance expenses, historical and projected contractual concession revenue amounts and requirements and future planned toll changes.

##### 3.1.1 Socioeconomic Indicators

Florida is one of the most populous states in the country. Since the opening of the Turnpike in 1957, the State’s population has increased from approximately 4 million to over 20 million in 2017, and is projected by the University of Florida, Bureau of Economic and Business Research (BEBR) to exceed 24 million by 2030. As the data in **Table 36** indicates, Florida’s population in 2017 increased 110 percent since 1980 and 58 percent since 1990. In fact, Florida is now ranked the third most populous state in the nation behind California and Texas. Continued increases in Turnpike traffic will be dependent on the growth of population, licensed drivers and motor vehicle ownership, number of households, employment, prevailing interest rates, tourism and other economic development efforts (both foreign and domestic).

**Table 36**  
**Florida Population, 1950-2017**

| Year | Florida Population (000) | Average Annual Growth | State Rank       |
|------|--------------------------|-----------------------|------------------|
| 1950 | 2,771                    | -                     | 20 <sup>th</sup> |
| 1960 | 4,952                    | 6.0%                  | 10 <sup>th</sup> |
| 1970 | 6,791                    | 3.2                   | 9 <sup>th</sup>  |
| 1980 | 9,747                    | 3.7                   | 7 <sup>th</sup>  |
| 1990 | 12,938                   | 2.9                   | 4 <sup>th</sup>  |
| 2000 | 15,982                   | 2.1                   | 4 <sup>th</sup>  |
| 2010 | 18,801                   | 1.6                   | 4 <sup>th</sup>  |
| 2017 | 20,484                   | 1.2                   | 3 <sup>rd</sup>  |

Source: U.S. Bureau of the Census and University of Florida, Bureau of Economic and Business Research.

The Turnpike System serves 17 of Florida’s 67 counties and, with the connecting interstate highways, the Turnpike provides service to most of the heavily populated areas of the state. The population of the 17-county area listed in **Table 37** represents over 61 percent of the state’s total population.

**Table 37**  
**Turnpike Service Area Population by County**  
**1980-2017**

| County                      | Turnpike Interchanges and Facilities   | Population (000) |        |        |        |        | Average Annual Growth ('80-'17) |
|-----------------------------|--|------------------|--------|--------|--------|--------|---------------------------------|
|                             |  | 1980             | 1990   | 2000   | 2010   | 2017   |                                 |
| Miami-Dade                  | SR 821 (HEFT) (0 through 35), 3X   | 1,626            | 1,937  | 2,253  | 2,496  | 2,743  | 1.4%                            |
| Broward                     | SR 821 (HEFT) (39, 43, 47), 49, 53, 54, 58, 62, 66, 67, 69, 71, Sawgrass Expressway  | 1,018            | 1,255  | 1,623  | 1,748  | 1,874  | 1.7                             |
| Palm Beach                  | 75, 81, 86, 93, 97, 99, 107, 109, 116  | 577              | 864    | 1,131  | 1,320  | 1,414  | 2.5                             |
| Martin                      | 133  | 64               | 101    | 127    | 146    | 153    | 2.4                             |
| St. Lucie                   | 138, 142, 152  | 87               | 150    | 193    | 278    | 298    | 3.4                             |
| Osceola                     | 193, 240, 242, 244, 249, SCE, Western Beltway, Part C                                | 49               | 108    | 172    | 269    | 338    | 5.4                             |
| Orange                      | 251, 254, 255, 259, 265, 267, 272, Beachline West/East, SCE, Western Beltway, Part C | 471              | 677    | 896    | 1,146  | 1,314  | 2.8                             |
| Lake                        | 278, 285, 289, 296   | 105              | 152    | 211    | 297    | 332    | 3.2                             |
| Sumter                      | 304, 309   | 24               | 32     | 53     | 93     | 121    | 4.5                             |
| Seminole                    | Seminole Expressway  | 180              | 288    | 365    | 423    | 455    | 2.5                             |
| Polk                        | Polk Parkway   | 322              | 405    | 484    | 602    | 662    | 2.0                             |
| Hillsborough                | Veterans Expressway, Suncoast Parkway, I-4 Connector                                 | 647              | 834    | 999    | 1,229  | 1,379  | 2.1                             |
| Pasco                       | Suncoast Parkway   | 194              | 281    | 345    | 465    | 506    | 2.6                             |
| Hernando                    | Suncoast Parkway   | 45               | 101    | 131    | 173    | 182    | 3.8                             |
| Okeechobee                  | Ticket System  | 20               | 30     | 36     | 40     | 41     | 2.0                             |
| Indian River                | Ticket System  | 60               | 90     | 113    | 138    | 149    | 2.5                             |
| Brevard                     | Beachline East   | 273              | 399    | 476    | 543    | 575    | 2.0                             |
| Turnpike Service Area       |  | 5,762            | 7,704  | 9,608  | 11,406 | 12,536 | 2.1                             |
| Total State (67 Counties)   |  | 9,747            | 12,938 | 15,982 | 18,801 | 20,484 | 2.0                             |
| Percent (17 of 67 Counties) |  | 59.1%            | 59.5%  | 60.1%  | 60.7%  | 61.2%  |                                 |

Source: U.S. Bureau of the Census and University of Florida, Bureau of Economic and Business Research

As a result of the population growth, the number of households in the state increased from about 7.0 million in 2010 to 7.4 million in 2016. Among the five most populous states, Florida ranks near the top with respect to home ownership rates, and third in the number of housing units and the number of households. **Table 38** shows Florida's ranking based on the most recent Home Ownership rates among the five most populous states.

**Table 38**  
**Comparison of Home Ownership, Housing Units**  
**and Households Among Five Most Populous States**

|            | Home Ownership Rates* (Percent) | Total Housing Units (Millions) | Total Households (Millions) |
|------------|---------------------------------|--------------------------------|-----------------------------|
| Illinois   | 67.0%                           | 5.4                            | 4.8                         |
| Florida    | 65.5                            | 9.4                            | 7.4                         |
| Texas      | 62.1                            | 10.9                           | 9.3                         |
| California | 55.2                            | 14.2                           | 12.8                        |
| New York   | 50.9                            | 8.3                            | 7.3                         |

\* Percent of occupied housing units that are owner-occupied  
Source: U.S. Census Bureau (Home Ownership Rates for first quarter 2018, Housing Units as of July 1, 2017, and Total Households for 2016)

**Table 39**, a comparison of the four major indices with the growth in Turnpike traffic for the historical 1980-2017 period is shown, indicating that Turnpike traffic has been increasing at a rate far exceeding the other indices.

**Table 39**  
**Comparison of Growth Indices**  
**1980-2017**

| Index                           | Number (000) |           |           |           |            | Growth Period (2000-2017) | Average Annual Growth ('80-'17) |
|---------------------------------|--------------|-----------|-----------|-----------|------------|---------------------------|---------------------------------|
|                                 | 1980         | 1990      | 2000      | 2010      | 2017       |                           |                                 |
| State Population                | 9,747        | 12,938    | 15,982    | 18,801    | 20,484     | 28.2%                     | 2.0%                            |
| Fuel Consumption (Highway Use)  | 5,246,579    | 7,031,708 | 8,906,286 | 9,611,976 | 10,919,980 | 22.6                      | 2.0                             |
| Employment                      | 4,026        | 6,061     | 7,569     | 8,141     | 9,678      | 27.9                      | 2.4                             |
| Number of Tourists              | 20,046       | 40,970    | 72,800    | 82,300    | 118,501    | N/A                       | N/A                             |
| Turnpike Traffic (Transactions) | 55,463       | 121,378   | 379,132   | 639,426   | 872,854    | 130.2                     | 7.7                             |

Sources: U.S. Bureau of the Census, University of Florida Bureau of Economic and Business Research, Florida Commission on Tourism, VISIT FLORIDA®, Florida Department of Transportation and Florida Research and Economic Database.

N/A: The research methodology used to count tourists during 2000 was changed resulting in a significant increase in the number of tourists reported in 2000. Similarly, the estimation methodology was changed in 2009. Year-to-year comparison to this period is not valid.

### **3.1.1.1 Recessionary Impacts**

Historically, three calendar year recession periods were highlighted by the Business Cycle Dating Committee of the National Bureau of Economic Research: 1974-1977, 1990-1991, and 2001. For the most part, all of these recessions had a mild impact on the Turnpike System. As such, Turnpike revenues dropped during these periods but rebounded strongly to prior levels afterwards.

On the other hand, the most recent recession is different. The most recent recession officially started in December 2007 and ended in June 2009 for a period of 18 months. It is described by the Federal Reserve History as the worst national recession since the Great Depression. This national recession, brought on by the “housing bubble” and the accompanying credit crisis, resulted in dramatic declines in employment and State GDP. Population growth slowed. Many homes in urban areas were sold with subprime mortgages. Housing starts declined causing a drop in construction employment. Furthermore, the Florida housing market suffered from rapidly rising catastrophe insurance rates and property taxes.

Since the last recession, the Florida Demographic Estimating Conference states that Florida’s population has been increasing at a diminishing rate. This reduced growth represents a slight decline in net state population growth from 1,000 daily residents in 2005 to 900 daily residents in 2017.

**Table 40** shows the mid-level forecasts for the 17-county Turnpike service area and for the entire state. These forecasts were prepared by the University of Florida, Bureau of Economic and Business Research (BEBR).

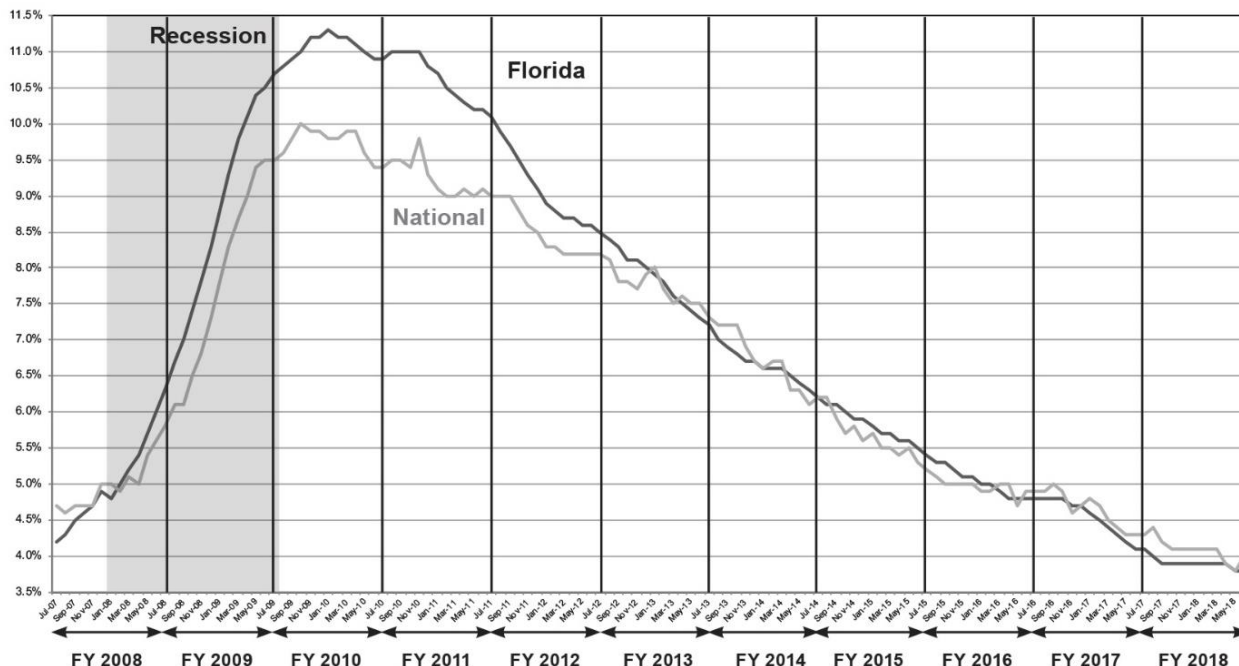
**Table 40**  
**State and County Population**  
**1990-2030 Forecast**

| Year          | Turnpike Service Area<br>(17 Counties) |                              | Total State<br>(67 Counties) |                              | 17 of 67<br>Counties<br>(Percent) |
|---------------|--|------------------------------|------------------------------|------------------------------|-----------------------------------|
|               | Population<br>(000)                    | Average<br>Annual<br>Growth* | Population<br>(000)          | Average<br>Annual<br>Growth* |                                   |
| 1990 Census   | 7,704                                  | -                            | 12,938                       | -                            | 59.5%                             |
| 2000 Census   | 9,608                                  | 2.2%                         | 15,982                       | 2.1%                         | 60.1                              |
| 2010 Census   | 11,406                                 | 2.0                          | 18,801                       | 1.9                          | 60.7                              |
| 2017 Forecast | 12,536                                 | 1.8                          | 20,484                       | 1.7                          | 61.2                              |
| 2020 Forecast | 13,234                                 | 1.8                          | 21,527                       | 1.7                          | 61.5                              |
| 2030 Forecast | 15,116                                 | 1.7                          | 24,357                       | 1.6                          | 62.1                              |

Source: U.S. Bureau of the Census and University of Florida, Bureau of Economic and Business Research 2011 (BEBR). Forecast: BEBR Bulletin 180, January 2018.  
\* Growth is compounded annually based on the 1990 Census data.

**Graph 1** displays the rise in the unemployment rate in Florida along with the national rate since the beginning of FY 2008 (source: U.S. Department of Labor, Bureau of Labor Statistics). Florida, which previously had the lowest unemployment rate in the nation, peaked at 11.2 percent in November 2009 through March 2010. For FY 2009 through the first half of FY 2013, Florida exceeded the national rate. However, Florida’s unemployment steadily declined below or similar to the national rate starting the second half of FY 2013. At 3.8 percent in June 2018, Florida’s unemployment rate is down by 0.3 percentage point from a year ago of 4.1 percent, and lower than the national average of 4.0 percent.

**Graph 1  
Unemployment Rate**



### 3.1.1.2 Fuel Prices

Per the Florida Department of Transportation, from FY 2009 through FY 2013, total highway fuel consumption in Florida was relatively flat. This reflected the impact of the economic recession coupled with the increasing use of more fuel-efficient vehicles. For the past five years, diesel and gasoline consumption on Florida highways increased on average 4.8 percent and 2.7 percent, respectively, on an average annual basis.

Additionally, consistent with the falling world crude oil prices, Florida’s average gas price began to decline starting in May 2014, and continued until March 2016 (source: U.S. Energy Information Administration). In August 2018, the average gas price in Florida (all grades) was \$2.79 a gallon. Based on historical trends of changes in fuel prices and Turnpike traffic, this moderate price of fuel is expected to have a positive impact on Turnpike traffic.

The Florida Legislature Office of Economic and Demographic Research stated in August 2018, that Florida’s key economic variables are strong and the economy has continued growth above the national average. These growth trends, if they continue, will continue to positively impact traffic on the Turnpike.

### 3.1.2 Turnpike Improvements

In addition to the construction of expansion projects, the Turnpike has made improvements along the entire system. As previously indicated in **Table 12**, since 1990, 20 additional interchanges have opened to make the Turnpike more accessible to its customers. This increased accessibility has translated into additional revenue to the Turnpike System. As reported in Turnpike’s most recent Comprehensive Annual Financial Report, the Conditions Ratings for the System’s Infrastructure significantly exceeds the benchmark for the performance measure and reflects that Turnpike is maintaining the system to the high standards established by the FDOT, allowing for future expansion and capacity improvements commensurate with increases in population, tourism and economic development.



Turnpike management has informed us that additional improvements are scheduled to be completed during the upcoming year and through the subsequent five-year Work Program cycle. New toll ramps for the remaining movements at SR 417 on the Northern Coin System are expected to open in FY 2021. Further, new interchanges are expected to open to traffic at NW 170<sup>th</sup> Street on the HEFT in FY 2023, Braddock Road on the Polk Parkway in FY 2024 and Sand Lake Road on the Northern Coin System in FY 2024. Interchange improvements consist of the following interchange modifications: N.W. 57<sup>th</sup> Avenue and Golden Glades in Miami-Dade County; Sunrise Boulevard and Sample Road in Broward County; PGA Boulevard and Glades Road in Palm Beach County; Orlando South in Orange County; and I-75/Turnpike at Wildwood in Sumter County.

Also, various widening projects are currently underway or included in the five-year Work Program. These widening projects are summarized in **Table 3** of this report.

In addition to these improvements, the Turnpike offers its customers non-stop travel at the toll plazas through the use of SunPass<sup>®</sup>. Customers who subscribe to SunPass<sup>®</sup> receive a transponder that allows tolls to be automatically deducted from their respective prepaid accounts. During FY 2018, cumulative SunPass<sup>®</sup> transponder sales exceeded 16 million. SunPass<sup>®</sup> provides customers with reduced travel time and added convenience. In fact, the most recent survey of SunPass<sup>®</sup> account holders revealed that 97 percent of SunPass<sup>®</sup> users reported time savings compared to paying with cash and 92 percent of the respondents indicated they would recommend SunPass<sup>®</sup> to others (source: Florida’s Turnpike Customer Satisfaction Survey, February 19, 2016). During FY 2018, SunPass<sup>®</sup> participation on the Turnpike System ranged from 65 percent on the Beachline East Expressway to a high of 89 percent on the Sawgrass as shown in **Table 41**.

**Table 41**  
**Florida’s Turnpike System**  
**FY 2018 SunPass<sup>®</sup> Participation**

| Component                              | Average Participation |
|--|-----------------------|
| SR 821 (HEFT)                          | 85.5%                 |
| Southern Coin System                   | 83.4                  |
| Ticket System                          | 85.0                  |
| Northern Coin System                   | 77.6                  |
| Beachline West Expressway              | 78.3                  |
| <b>Mainline</b>                        | <b>83.0%</b>          |
| Sawgrass Expressway                    | 88.7%                 |
| Seminole Expressway                    | 82.9                  |
| Veterans Expressway                    | 84.2                  |
| Southern Connector Extension           | 80.5                  |
| Polk Parkway                           | 79.0                  |
| Suncoast Parkway                       | 80.2                  |
| Daniel Webster Western Beltway, Part C | 77.3                  |
| I-4 Connector                          | 77.9                  |
| Beachline East Expressway              | 65.1                  |
| <b>Expansion Projects</b>              | <b>82.3%</b>          |
| <b>Turnpike System</b>                 | <b>83.0%</b>          |

The Turnpike has informed us that it is continuing efforts towards increasing SunPass<sup>®</sup> participation, mitigating toll violations and enhancing infrastructure for increased throughput. In July 2008, the Turnpike introduced a new lower priced transponder known as the SunPass<sup>®</sup> Mini sticker tag to its customers. In order to provide added convenience to SunPass<sup>®</sup> customers who have not chosen to automatically replenish a low account balance, the Turnpike offers cash replenishments through kiosks at

retail locations statewide. Also, the Turnpike is the first toll agency in the nation to offer SunPass® reload cards to replenish prepaid accounts at retail locations for customers without access to banking. In addition, per our review, the Turnpike has signed agreements with private companies to oversee a program that uses license plate information to collect tolls electronically from rental car customers who choose to participate in the program. Significant additional SunPass® improvements are scheduled in the Work Program to facilitate further enhancements. An integral part of this effort is the upgrade of all toll plazas with state-of-the-art tolling equipment and the conversion of existing plazas to AET. AET eliminates cash toll booths and allows customers to pay tolls electronically while traveling at highway speeds. As reported by both the Reason Foundation and the International Bridge Tunnel and Turnpike Association (IBTTA), electronic tolling at highway speeds increases throughput, shortens travel times, enhances safety, and reduces pollution. **Table 42** illustrates the current number of Turnpike lanes accepting SunPass®.

**Table 42**  
**Florida's Turnpike System**  
**Number of SunPass® Lanes**

| Turnpike Segment                       | SunPass®-<br>Only Lanes | Mixed-Use<br>Lanes | Total<br>SunPass®<br>Lanes | Total<br>Turnpike<br>Traffic Lanes |
|--|-------------------------|--------------------|----------------------------|------------------------------------|
| SR 821 (HEFT)*                         | 70                      | 0                  | 70                         | 70                                 |
| Southern Coin System                   | 45                      | 31                 | 76                         | 76                                 |
| Ticket System                          | 40                      | 57                 | 97                         | 97                                 |
| Northern Coin System                   | 32                      | 37                 | 69                         | 69                                 |
| Beachline West Expressway              | 8                       | 6                  | 14                         | 14                                 |
| Sawgrass Expressway*                   | 34                      | 0                  | 34                         | 34                                 |
| Seminole Expressway                    | 17                      | 17                 | 34                         | 34                                 |
| Veterans Expressway*                   | 35                      | 0                  | 35                         | 35                                 |
| Southern Connector Extension           | 6                       | 8                  | 14                         | 14                                 |
| Polk Parkway                           | 28                      | 30                 | 58                         | 58                                 |
| Suncoast Parkway                       | 19                      | 21                 | 40                         | 40                                 |
| Daniel Webster Western Beltway, Part C | 12                      | 10                 | 22                         | 22                                 |
| I-4 Connector*                         | 12                      | 0                  | 12                         | 12                                 |
| Beachline East Expressway              | 0                       | 2                  | 2                          | 2                                  |
| <b>Total Turnpike</b>                  | <b>358</b>              | <b>219</b>         | <b>577</b>                 | <b>577</b>                         |

\*These facilities only accept SunPass® and TOLL-BY-PLATE®.

### 3.1.2.1 Other Transportation Improvements

Other transportation improvements in the State have affected or will affect Turnpike traffic to varying degrees. For example, the completion of Interstate 95 (I-95) in Palm Beach, Martin, and St. Lucie counties in 1988 reduced Mainline usage in 1989 to a level below that which would otherwise have occurred on the Turnpike, but that was a one-time occurrence. Since then, I-95 has been periodically widened and improved to help ease congestion. Those I-95 widening projects have generally progressed from south to north, in Miami-Dade, Broward, and Palm Beach counties. Nevertheless, the I-95 corridor still remains generally congested, particularly during peak traffic periods, making Turnpike an attractive alternate route.

In an effort to improve mobility in the southern part of the I-95 corridor without using additional right-of-way, FDOT and local transit partners converted 21 miles of I-95 high occupancy vehicle (HOV) lanes into "express lanes" between downtown Miami in Miami-Dade County and Fort Lauderdale in Broward County. The express lanes accommodate HOVs and bus rapid transit free of charge, but are also available to toll-paying non-HOVs. Tolls in these lanes are collected electronically using SunPass® and are variably-priced based on congestion levels. Additionally, another phase is being added on I-95 from Stirling Road in Broward County to Linton Boulevard in Palm Beach County which includes new dual

express lanes in segments. Construction started on the first segment from Broward Boulevard to SW 10<sup>th</sup> Street in Broward County in mid-2016. Future expansion north of SW 10<sup>th</sup> Street is currently under development and includes completion of the dual express lanes in each direction for the full length of the 95 Express. Additionally, a direct connection between northbound and southbound 95 Express and I-595 express/general use lanes, to and from the west, is proposed as part of this phase. Tolls will be collected electronically using SunPass<sup>®</sup> and will be variably priced based on congestion levels. While this project has notably improved average travel speeds within the I-95 corridor, Turnpike traffic data shows that it has not negatively impacted traffic on the Turnpike.

As reported by FDOT, another expansion project by FDOT District 4 is the 10-mile I-595 corridor that includes the addition of three tolled reversible express lanes, interchange improvements, auxiliary lanes, improvements to the I-595 connection with the Turnpike, and the implementation of Bus Rapid Transit (BRT) within the I-595 corridor, which opened to traffic in March 2014. District 4 also opened on March 24, 2018, four tolled express lanes on I-75 in western Broward County and northwest Miami-Dade County (between I-595 and south of Miami Gardens Drive). A separate project, in conjunction with District 6, will extend these I-75 express lanes further south to, and along, SR 826 (Palmetto Expressway). When completed, 28 miles of express lanes will run along I-75 and SR 826. In addition, FDOT District 5 is in the process of widening certain segments of I-95; specifically, from Brevard County line to SR 514 (Malabar) and from north of SR 44 to north of US 92 in Volusia County. Based on our traffic analyses, these expansions and improvements are not anticipated to have a significant impact on Turnpike traffic.

FDOT reports another key infrastructure project in the Central Florida area that will provide a major improvement to I-4. Termed the I-4 Ultimate, this 21-mile project will add 2 new express lanes in each direction in the center of I-4 from west of Kirkman Road to east of SR 434 in Seminole County. Tolls will be collected electronically using SunPass<sup>®</sup> and will be variably priced based on congestion levels. The first phase of construction commenced in early 2015 and is scheduled for completion in 2021. While this project when completed will ease congestion on I-4, it is not expected to adversely impact Turnpike facilities.

As previously mentioned in **Section 1.2**, the passenger rail systems in Central and South Florida, along with future air travel in Florida will not have a significant adverse effect on Turnpike traffic. Based on our historical analyses of Turnpike traffic, the air travel network in Florida is already well-established and, therefore, no further competition is anticipated.

### **3.1.2.2 Historical and Planned Toll Changes**

Since the opening of Florida's Turnpike in 1957, Turnpike tolls were increased in 1979, in 1989 (through a three-stage toll increase that was completed in 1995), 2004 and 2012 with toll rate indexing in 2013, 2014, 2015 and 2017. During this period, traffic has continued to increase in parallel with Florida's increase in population, employment, commerce and tourism. The impact of the toll adjustments has been minimal, due partly to the long-term mitigating effect of inflation.

**Table 43** illustrates this impact, showing the Golden Glades (MP 0X)-Fort Pierce (MP 152) two-axle vehicle tolls in 1957, those implemented in 1979, the tolls implemented under the staged toll increase program initiated in 1989, and toll indexing up to the recent index in October 2017. Also shown, are the Consumer Price Indices (CPIs) for the United States and the corresponding tolls factored by the CPI to place them all on a uniform basis for comparative purposes.

**Table 43**  
**Illustrative Tolls vs. Consumer Price Index**

| Year | Golden Glades-Fort Pierce Toll | CPI 1984 = 100 | Toll In 2017 Dollars |
|------|--------------------------------|----------------|----------------------|
| 1957 | \$2.40                         | 28.1           | \$20.93              |
| 1979 | 2.65                           | 72.6           | 8.95                 |
| 1984 | 2.65                           | 100.0          | 6.50                 |
| 1989 | 4.10                           | 124.0          | 8.10                 |
| 1991 | 5.00                           | 136.2          | 9.00                 |
| 1993 | 5.90                           | 144.5          | 10.01                |
| 1995 | 5.90                           | 152.4          | 9.49                 |
| 2004 | 5.90 (S), 7.70 (C)*            | 188.9          | 7.66 (S), 9.99 (C)*  |
| 2017 | 7.26 (S), 9.74 (C)*            | 245.1          | 7.26 (S), 9.74 (C)*  |

\* (S) SunPass<sup>®</sup> toll, (C) Cash toll (TOLL-BY-PLATE<sup>®</sup> at Golden Glades).  
Source: U.S. Bureau of Labor Statistics. CPI Base Year is 1984.

Although they resulted in additional revenue, the toll increases were quite modest when compared to the rate of inflation. In fact, if the original \$2.40 toll for a passenger car trip along the initial 110-mile section of the Turnpike had been increased at the same rate as the CPI, the toll today would be \$20.93, compared to FY 2018 toll of \$7.26 for SunPass<sup>®</sup> or \$9.74 for cash customers (e.g., 1957 toll in 2017 dollars = 2017 CPI/1957 CPI x 1957 toll).

As described in **Section 2.1**, pursuant to the Legislative requirement, on June 24, 2012, cash tolls were indexed using the percentage change between CPI for the most recent five-year period, which is 11.7 percent. The cash rate was then adjusted up to the next higher quarter for collection efficiency. The SunPass<sup>®</sup> toll rates were set a quarter less than the adjusted cash toll rates, while the TOLL-BY-PLATE<sup>®</sup> toll rates were increased to be equal to the adjusted cash toll rates. On July 1, 2013, the SunPass<sup>®</sup> and TOLL-BY-PLATE<sup>®</sup> toll rates were adjusted based on year-over-year actual change in CPI of 2.1 percent and rounded to the nearest penny. Similarly, on July 1, 2014, the SunPass<sup>®</sup> and TOLL-BY-PLATE<sup>®</sup> toll rates were also indexed based on year-over-year CPI of 1.5 percent and rounded to the nearest penny. Further, on July 1, 2015, the SunPass<sup>®</sup> and TOLL-BY-PLATE<sup>®</sup> toll rates were indexed based on year-over-year CPI of 1.6 percent. Because CPI for calendar year 2015 of 0.1 percent did not at least prompt a minimum \$0.01 increase in the two-axle toll rate, toll rates for SunPass<sup>®</sup> and TOLL-BY-PLATE<sup>®</sup> were not adjusted on July 1, 2016 by Turnpike management. The cash toll rates are adjusted every five years. Accordingly, on October 29, 2017 (FY 2018), the cash rates were adjusted by the change in CPI of 6.6 percent over the previous 5 years and adjusted to the next higher quarter. Additionally, the SunPass<sup>®</sup> and TOLL-BY-PLATE<sup>®</sup> toll rates were indexed based on year-over-year CPI of 1.3 percent and rounded to the nearest penny.

### 3.1.2.3 Toll Elasticity

The effect of changes in tolls on traffic and toll revenue is referred to as elasticity. As used herein, the elasticity factor represents the relative decrease in traffic corresponding to a given increase in tolls. The higher the factor, which is a negative number, the more apt a facility is to lose traffic, which can be due to diversion to competing facilities, changes in travel modes and trip consolidation.

The effect of such elasticity on the various portions of the Turnpike System depends on the degree of competitiveness, in terms of parallel highways, their level of congestion, and the characteristics of the traffic stream (i.e., local drivers with knowledge of the alternative routes versus tourists with limited knowledge and time). As mentioned earlier, another factor that affects elasticity is the long-term impact of inflation on tolls. As shown above in **Table 44**, the present toll is a relative bargain when compared to the 1957 toll in 2017 dollars. Evidence of this effect was demonstrated during the system wide toll indexing of SunPass<sup>®</sup>, cash and TOLL-BY-PLATE<sup>®</sup> rates implemented on June 24, 2012, as previously described in **Section 2.1**. An overall system wide effective toll increase of 29 percent resulted in a

minimal traffic decline of about four percent and an actual elasticity of -0.13, while the system wide toll revenue attributed to toll rate indexing was a 24 percent increase. Fewer customers diverted to alternative travel routes due to the high level of congestion experienced on the adjacent parallel highways.

Pursuant to the Legislative requirement, on July 1, 2013, 2014 and 2015, the toll rates were adjusted system wide by 2.1 percent, 1.5 percent and 1.6 percent, respectively, for SunPass® and TOLL-BY-PLATE® customers. Additionally, on October 29, 2017, the cash toll rates were adjusted by 6.6 percent and rounded to the next quarter, while the SunPass® and TOLL-BY-PLATE® rate were indexed by 1.3 percent. Similar to the June 24, 2012 increase, these relatively small increases in SunPass® and TOLL-BY-PLATE® tolls compared to the traffic in the preceding period leading up to the toll rate change did not divert the traffic from the system.

### 3.1.3 Travel Time Comparisons

The use of Florida’s Turnpike System can save the motorist considerable time traveling between cities in southern and central Florida served by the Turnpike. The specific amount of time that is saved is based on data obtained from periodic surveys recording travel times on the Turnpike and on parallel routes during peak and non-peak seasons and during various parts of the day. Results of these travel-time studies are shown in **Table 44** for select interchange-to-interchange movements (measured on a vehicle-mile basis) on the Mainline between Golden Glades and Wildwood, and for five expansion projects.

The principal alternative routes which connect cities served by the Turnpike are: (1) I-95 for trips within the area between Miami and Fort Pierce; (2) I-95 and the Beachline Expressway or SR 50 for trips between Fort Pierce and Orlando; (3) US 27 for the full-length trips between Miami and Wildwood; and (4) I-75 as an alternative to the Turnpike and SR 60 for trips between Miami and the Tampa Bay area. The most advantageous use of the Mainline is between Orlando/I-4 and Wildwood, where motorists save over 18 minutes per dollar of toll. Of the five expansion projects, the Polk Parkway offers the greatest savings of nearly 11 minutes for each dollar of toll collected during trips between Bartow and US 27.

**Table 44**  
**Travel Time Comparisons**

| Cities Served |                 | Turnpike Inter-Changes*   | Principal Alternative Routes        | Travel Time (min.) |          |         | Psgr. Car Toll (ETC) | Min. Saved Per \$1 Toll |
|---------------|-----------------|---------------------------|-------------------------------------|--------------------|----------|---------|----------------------|-------------------------|
| From/To       | To/From         |                           |                                     | Via Tnpk.          | Via Alt. | Savings |                      |                         |
| Ft. Pierce    | Wildwood/US 301 | 152-304                   | I-95, SR 46, SR 441, SR 44          | 135                | 194      | 59      | \$10.18              | 5.8                     |
| Miami         | Wildwood/US 301 | 0X-304                    | US 27                               | 233                | 330      | 97      | 17.45                | 5.6                     |
| Orlando/S.    | Wildwood/US 301 | 254-304                   | SR 50, US 27                        | 46                 | 105      | 59      | 3.74                 | 15.8                    |
| Orlando/I-4   | Wildwood/US 301 | 259-304                   | SR 50, US 27                        | 42                 | 105      | 63      | 3.48                 | 18.1                    |
| Orlando/429   | Wildwood/US 301 | 267-304                   | SR 50, US 27                        | 35                 | 65       | 30      | 2.94                 | 10.2                    |
| Miami         | Ft. Lauderdale  | 0X-58                     | I-95                                | 15                 | 19       | 4       | 1.61                 | 2.5                     |
| Miami         | Tamarac         | 0X-62                     | I-95                                | 18                 | 23       | 5       | 1.87                 | 2.7                     |
| Miami         | Orlando         | 0X-259                    | I-95, SR 50                         | 191                | 261      | 70      | 14.51                | 4.8                     |
| Miami         | Kissimmee       | 0X-244                    | I-95, US 192                        | 176                | 210      | 34      | 14.51                | 2.3                     |
| Orlando (UCF) | Sanford         | Seminole                  | SR 434, SR 419, US 17-92            | 25                 | 45       | 20      | 2.68                 | 7.5                     |
| Tampa Airport | Lutz            | Veterans                  | Dale Mabry                          | 17                 | 36       | 19      | 1.87                 | 10.2                    |
| Celebration   | Orlando Airport | S.C.E.                    | I-4, Sand Lake Rd., Boggy Creek Rd. | 24                 | 37       | 13      | 3.28                 | 4.0                     |
| Bartow        | US 27 and I-4   | Polk Parkway              | US 17-92, US 98, US 27              | 29                 | 52       | 23      | 2.14                 | 10.7                    |
| Brooksville   | Tampa Airport   | Suncoast Parkway/Veterans | SR 50, I-75, I-275, FL-60           | 53                 | 70       | 17      | 4.23                 | 4.0                     |

\* Applies to the Mainline only. Not applicable for the expansion projects (bottom third of table).

### **3.2 Summary of Assumptions**

The engineering estimates contained in this report for the existing Turnpike System and the expansion projects are based on the overall assumptions listed below. The first four assumptions were established at the direction of Turnpike management.

1. The Turnpike will continue to be well maintained and efficiently operated, with no major changes in the current level of Turnpike maintenance, preservation and operation.
2. The Turnpike projects listed in the current year and the Five-Year Work Program will be constructed as scheduled.
3. An effective Violation Enforcement System (VES) will be in place to minimize the impact of toll evasion and violation rates will remain similar to the rates experienced today.
4. The Turnpike will continue to be well signed, including adequate trailblazers for the future expansion projects that will be posted to direct motorists.
5. The demographic trends provided to us by University of Florida, Bureau of Economic and Business Research (BEBR), U.S. Census Bureau, Florida Demographic Estimating Conference, Visit Florida and Florida Commission on Tourism, described herein will occur as forecast.
6. As stated by the Florida Legislature Office of Economic and Demographic Research in August 2018, growth will continue in a typical manner.
7. Motor fuel will remain in adequate supply during the forecast period, and the world crude oil prices will not increase to levels that materially impact ridership on Florida's Turnpike.
8. No radical change in travel modes, or significant improvements or addition to competing routes, which would drastically curtail motor vehicle use, is expected during the forecast period.

These assumptions, together with the historical trends described herein and the following forecasting methodology developed by AECOM were used to project the traffic and correlated revenues for the Turnpike System. These forecasts are based solely on the traffic and revenue engineering aspects of the Turnpike System. While these engineering projections are presented with numerical specificity, they are based on a number of estimates and assumptions which, though considered reasonable to us, are inherently subject to significant economic and competitive uncertainties and contingencies, many of which will be beyond our control and that of Florida's Turnpike.

As such, if for any reason, any of these conditions should change due to changes in the economy, competitive environment, or other factors listed above, AECOM's opinions or estimates will require amendment or further adjustments. The traffic and revenue forecast presented herein takes into account the results of our consideration of the information available to us as of the date hereof and the application of our experience and professional judgment to that information. It is not a guarantee of any future events or trends.

### **3.3 Forecasting Methodology**

A variety of forecasting tools were employed in the projection of traffic and revenue for the Florida Turnpike System. The basic procedure used traffic simulation models developed by the various Metropolitan Planning Organizations (MPO) and FDOT, with the application of selected adjustment factors to add a measure of conservatism to the forecasts. Also used were traffic surveys and trend analyses developed by AECOM and Turnpike.

For the Mainline and Sawgrass Expressway, which have been operating for many years, the historical traffic trends provided by Turnpike management together with growth ratios developed from the appropriate traffic models and the use of demographic forecasts from BEBR and other sources were employed. For the expansion projects, Seminole Expressway, Veterans Expressway, Southern Connector Extension, Polk Parkway, Suncoast Parkway, Western Beltway, Part C, and I-4 Connector the traffic model outputs were modified to reflect the actual results since the start of operation.

According to standard industry practice, models are the preferred tool for forecasting traffic in urban areas with complex highway networks, as contrasted with the traditional traffic survey/diversion techniques commonly used for intercity projects. These models simulate travel on a network of highways and streets through (1) the generation of trips in each area based on land use type and intensity, (2) the distribution of these trips based on established zonal attractions (e.g., home to work), (3) modal split for vehicular usage versus public transportation, and (4) the assignment of trips to the network based on minimum time paths. Tolls are reflected through the use of a toll impedance submodel, which imposes equivalent time penalties based on a dollar value of time, as well as toll plaza delays for deceleration, the payment of toll and acceleration back to highway speed. The key to the model's reliability and confidence is its calibration and validation to actual traffic counts on an annual basis.

After the model is validated, it is used to forecast traffic based on the projected pace and patterns of land development, population and employment in the specific region; the characteristics of the highway network, including capacity constraints; and the assumptions regarding tolls and planned toll increases.

Again, the simulation models used in the traffic forecasting process typically are produced by the combined efforts of the respective Metropolitan Planning Organization (MPO) and FDOT. Then, for the application of the models in forecasting Turnpike traffic, independent forecasts of population and other demographic indices are developed and the models are modified to account for tolls. The models used in the forecasting process are identified by county in **Table 45**.

**Table 45  
Traffic Simulation Models  
Used for Forecasting Turnpike Traffic**

| <b>Travel Demand Model</b>   | <b>Source</b>   | <b>Counties Covered</b>   | <b>Region</b> |
|--|---|---|---------------|
| District One Regional Planning Model (D1RPM)                                   | FDOT District 1   | Lee, Collier, Polk, Sarasota, Manatee, Charlotte, DeSoto, Glades, Hardee, Hendry, Highlands, Okeechobee | Southwest     |
| Turnpike Central Florida Model (TCFM)  | Florida Turnpike  | Orange, Seminole, Osceola, Lake, Polk, Marion, Sumter, Flagler, Volusia, Brevard                        | Central       |
| Northeast Regional Planning Model: Activity Based (NERPM-AB)                   | FDOT District 2 & North Florida TPO   | Clay, Duval, Nassau, St. Johns, Baker, Putnam   | Northeast     |
| Northeast Regional Planning Model (NERPM4.1)                                   | FDOT District 2 & North Florida TPO   | Clay, Duval, Nassau, St. Johns, Baker, Putnam   | Northeast     |
| Gainesville Urban Area Model   | Gainesville MPO   | Alachua   | Northeast     |
| Treasure Coast Regional Planning Model (TCRPMv4.0) Activity Based              | FDOT District 4   | Martin, St. Lucie, Indian River   | Southeast     |
| Southeast Florida Regional Planning Model (SERPM 7.062) Activity Based Version | FDOT District 4, Miami-Dade County MPO, Broward County MPO, Palm Beach County MPO | Palm Beach, Broward, Miami-Dade   | Southeast     |
| Southeast Florida Regional Planning Model (SERPM 6.54)                         | FDOT District 4, Miami-Dade County MPO, Broward County MPO, Palm Beach County MPO | Palm Beach, Broward, Miami-Dade   | Southeast     |
| Orlando Urban Area Transportation Study Model (OUATS)                          | Metroplan Orlando MPO   | Orange, Seminole, Osceola   | Central       |
| Central Florida Regional Planning Model (CFRPMv6)                              | FDOT District 5   | Orange, Seminole, Osceola, Lake, Polk, Marion, Sumter, Flagler, Volusia, Brevard                        | Central       |
| Tampa Bay Regional Planning Model (TBRPMv8.1)                                  | Tampa Bay Regional Transportation Analysis (TBRTA)                                | Pinellas, Hillsborough, Pasco, Hernando, and Citrus   | Central West  |
| Turnpike State Model (TSM)   | Florida Turnpike  | Statewide   | Statewide     |
| Relief Study Model (RSM)   | Florida Turnpike  | Statewide   | Statewide     |
| Express Lanes Time of Day Model (ELToD v2.1)                                   | Florida Turnpike  | Statewide   | Statewide     |
| District One Regional Planning Model (D1RPM)                                   | FDOT District 1   | Lee, Collier, Polk, Sarasota, Manatee, Charlotte, DeSoto, Glades, Hardee, Hendry, Highlands, Okeechobee | Southwest     |

### 3.4 Traffic and Toll Revenue Forecasts

The traffic and revenue forecasts for the Turnpike System were developed on the basis of the historical results for the existing system, the various factors described in **Section 3.1**, the assumptions in **Section 3.2**, and the forecasting methodology set forth in **Section 3.3**.

The forecasts also considered the most recent recession. Analysis of regional economic trends and conditions generated by the Federal Reserve Bank of Atlanta, and assessments provided by the Florida Legislature Office of Economic and Demographic Research are considered in the traffic and toll revenue growth components of the forecast.

According to these sources, the economic outlook for the State continues to improve. However, over the next ten years, Florida's economic growth will not attain growth rates as high as those experienced during the five years before the recession.

Additionally, the FY 2019 Turnpike revenue forecast reflects recovery from the \$45 million revenue loss in FY 2018, prompted by the 15-day systemwide toll suspension starting on September 5, 2017 due to Hurricane Irma.

With these factors in mind, the forecast was prepared based on actual revenues in FY 2018 as well as other major events including the indexing of toll rates starting FY 2020, as mandated by the Florida Legislature, and the future conversion to AET. Additionally, a new expansion facility, the First Coast Expressway, is scheduled by Turnpike management to open to traffic in the second half FY 2019.



Likewise, the forecast includes revenue from the additional lanes on the Turnpike, new ramps at SR 417 and three new interchanges at NW 170<sup>th</sup> Street, Sand Lake Road and Braddock Road.

### 3.4.1 Mainline

The traffic and toll revenue forecasts for the Mainline (Florida City-Wildwood plus Beachline West Expressway) is summarized in **Table 46**, showing the projected annual traffic and average toll rates that result in the projected revenues.

**Table 46**  
**Mainline Traffic and Toll Revenue**  
**FY 2019-2029 Forecast**

| Fiscal Year | Traffic Transactions |                | Toll Revenue (000) | Percent Change | Average Toll Rate |
|-------------|----------------------|----------------|--------------------|----------------|-------------------|
|             | Volume (000)         | Percent Change |                    |                |                   |
| 2019        | 569,947              | 2.1%           | \$759,754          | 7.5%           | \$1.333           |
| 2020        | 580,583              | 1.9            | 789,273            | 3.9            | 1.359             |
| 2021        | 589,861              | 1.6            | 809,282            | 2.5            | 1.372             |
| 2022        | 599,255              | 1.6            | 837,727            | 3.5            | 1.398             |
| 2023        | 608,056              | 1.5            | 872,029            | 4.1            | 1.434             |
| 2024        | 616,257              | 1.3            | 898,209            | 3.0            | 1.458             |
| 2025        | 623,131              | 1.1            | 921,070            | 2.5            | 1.478             |
| 2026        | 629,650              | 1.0            | 945,436            | 2.6            | 1.502             |
| 2027        | 635,597              | 0.9            | 967,891            | 2.4            | 1.523             |
| 2028        | 641,025              | 0.9            | 990,814            | 2.4            | 1.546             |
| 2029        | 646,152              | 0.8            | 1,013,120          | 2.3            | 1.568             |

During the 11-year forecast period through FY 2029, toll revenue on the Mainline is projected to exceed \$1 billion, up from approximately \$760 million in FY 2019. A high revenue growth rate in FY 2019 is attributed to recovery from the revenue loss due to Hurricane Irma in the preceding year as discussed in **Section 3.4**. The diminished revenue growth in FY 2021 is due to the impacts from the implementation of AET on the northern section of the Southern Coin System and the entire Northern Coin System, and the corresponding timing delay in toll collection from TOLL-BY-PLATE<sup>®</sup> customers. These projections are from a gross revenue perspective and do not reflect the cost savings and operational efficiencies of AET conversion. The resulting reduction in operations and maintenance costs are shown later in **Table 62**. The variation in the average toll rates is due to these factors combined with the increases in SunPass<sup>®</sup> participation (SunPass<sup>®</sup> customers typically pay less) and annual indexing of SunPass<sup>®</sup> and TOLL-BY-PLATE<sup>®</sup> toll rates. The projections are higher than the toll revenue forecast included in the last issued Traffic and Earnings Report due to the improving economy in Florida, the declining unemployment rates, and the resulting growth in both car and truck traffic on the Turnpike.

### 3.4.2 Sawgrass Expressway

The forecasts for the Sawgrass Expressway are shown in **Table 47**, which shows projected annual traffic and average toll rates that result in projected toll revenues.

**Table 47**  
**Sawgrass Expressway Traffic and Toll Revenue**  
**FY 2019-2029 Forecast**

| Fiscal Year | Traffic Transactions |                | Toll Revenue (000) | Percent Change | Average Toll Rate |
|-------------|----------------------|----------------|--------------------|----------------|-------------------|
|             | Volume (000)         | Percent Change |                    |                |                   |
| 2019        | 95,954               | 2.5%           | \$91,518           | 5.6%           | \$0.954           |
| 2020        | 98,161               | 2.3            | 95,815             | 4.7            | 0.976             |
| 2021        | 100,124              | 2.0            | 99,002             | 3.3            | 0.989             |
| 2022        | 101,926              | 1.8            | 102,098            | 3.1            | 1.002             |
| 2023        | 103,557              | 1.6            | 105,080            | 2.9            | 1.015             |
| 2024        | 105,110              | 1.5            | 108,042            | 2.8            | 1.028             |
| 2025        | 106,476              | 1.3            | 110,870            | 2.6            | 1.041             |
| 2026        | 107,860              | 1.3            | 117,174            | 5.7            | 1.086             |
| 2027        | 108,939              | 1.0            | 120,211            | 2.6            | 1.103             |
| 2028        | 109,811              | 0.8            | 123,084            | 2.4            | 1.121             |
| 2029        | 110,689              | 0.8            | 126,013            | 2.4            | 1.138             |

During the 11-year period FY 2019 through FY 2029, toll revenue on the Sawgrass Expressway is projected to exceed \$126 million, up from nearly \$92 million in FY 2019. The toll revenue increase in FY 2019 is attributed to recovery from revenue loss due to Hurricane Irma in the preceding year as discussed in **section 3.4**. The toll revenue growth in FY 2026 is attributed to the revenue impact from added capacity due to widening on the entire facility. The projections are higher than the toll revenue forecast included in the last issued Traffic and Earnings Report due to the improving economy in Florida along with increased tourism, the declining unemployment rates, and the resulting growth in both car and truck traffic on the Turnpike. The variation in the average toll rates is due to these factors combined with the increases in SunPass<sup>®</sup> participation (SunPass<sup>®</sup> customers typically pay less) and annual indexing of SunPass<sup>®</sup> and TOLL-BY-PLATE<sup>®</sup> toll rates.

### **3.4.3 Seminole Expressway**

As an expansion project with 22 years of actual traffic and revenue history since its completion in June 1994, the forecast for the Seminole Expressway depends on both the actual results and growth rates derived from the Turnpike Central Florida Model, as modified by adjustment factors. The forecast is shown in **Table 48**.

**Table 48  
Seminole Expressway Traffic and Toll Revenue  
FY 2019-2029 Forecast**

| Fiscal Year | Traffic Transactions |                | Toll Revenue (000) | Percent Change | Average Toll Rate |
|-------------|----------------------|----------------|--------------------|----------------|-------------------|
|             | Volume (000)         | Percent Change |                    |                |                   |
| 2019        | 45,895               | 3.0%           | \$62,162           | 6.6%           | \$1.354           |
| 2020        | 47,134               | 2.7            | 64,931             | 4.5            | 1.378             |
| 2021        | 48,218               | 2.3            | 67,151             | 3.4            | 1.393             |
| 2022        | 49,182               | 2.0            | 69,245             | 3.1            | 1.408             |
| 2023        | 50,018               | 1.7            | 72,853             | 5.2*           | 1.457             |
| 2024        | 50,818               | 1.6            | 74,825             | 2.7            | 1.472             |
| 2025        | 51,529               | 1.4            | 76,700             | 2.5            | 1.488             |
| 2026        | 52,199               | 1.3            | 78,546             | 2.4            | 1.505             |
| 2027        | 52,878               | 1.3            | 80,402             | 2.4            | 1.521             |
| 2028        | 53,565               | 1.3            | 83,896             | 4.3*           | 1.566             |
| 2029        | 54,261               | 1.3            | 85,915             | 2.4            | 1.583             |

\* Revenue increase due to the impact of the cash toll rate indexing.

During the 11-year forecast period through FY 2029, toll revenue on the Seminole Expressway is projected to reach \$86 million, up from approximately \$62 million in FY 2019. A higher toll revenue growth in FY 2019 is attributed to recovery from revenue loss due to Hurricane Irma in the preceding year as discussed in **section 3.4**. Similarly, a higher revenue growth in FY 2023 and FY 2028 is largely due to the indexing of cash toll rates implemented every five years as required by the Statutes. The projections for the Seminole Expressway are higher than the toll revenue forecast included in the last issued Traffic and Earnings Report due to the improving tourism and the economy in Central Florida, the declining unemployment rates, and the resulting growth in both car and truck traffic on the Turnpike.

#### **3.4.4 Veterans Expressway**

Similar to the Seminole Expressway, with 24 years of actual traffic and revenue history since its completion, the traffic and toll revenue forecast depends on actual results and growth rates derived from the Tampa Bay Regional Planning Model. This forecast is shown in **Table 49**.

**Table 49  
Veterans Expressway Traffic and Toll Revenue  
FY 2019-2029 Forecast**

| Fiscal Year | Traffic Transactions |                | Toll Revenue (000) | Percent Change | Average Toll Rate |
|-------------|----------------------|----------------|--------------------|----------------|-------------------|
|             | Volume (000)         | Percent Change |                    |                |                   |
| 2019        | 67,587               | 3.6%           | \$59,075           | 10.1%*         | \$0.874           |
| 2020        | 69,817               | 3.3            | 62,815             | 6.3            | 0.900             |
| 2021        | 71,912               | 3.0            | 65,610             | 4.4            | 0.912             |
| 2022        | 73,710               | 2.5            | 68,214             | 4.0            | 0.925             |
| 2023        | 75,184               | 2.0            | 70,591             | 3.5            | 0.939             |
| 2024        | 76,387               | 1.6            | 72,784             | 3.1            | 0.953             |
| 2025        | 77,533               | 1.5            | 74,968             | 3.0            | 0.967             |
| 2026        | 78,618               | 1.4            | 77,147             | 2.9            | 0.981             |
| 2027        | 79,640               | 1.3            | 79,315             | 2.8            | 0.996             |
| 2028        | 80,596               | 1.2            | 81,465             | 2.7            | 1.011             |
| 2029        | 81,402               | 1.0            | 83,520             | 2.5            | 1.026             |

\* Revenue increase due to the impact of widening

During the 11-year forecast period through FY 2029, toll revenue on the Veterans Expressway is projected to exceed \$83 million, up from \$59 million in FY 2019. The significant toll revenue increase in FY 2019 is attributed to recovery from the revenue loss due to Hurricane Irma in the preceding year as discussed in **section 3.4**, and the impacts from added capacity due to widenings. The variation in the average toll rates is due to these factors combined with the increases in SunPass<sup>®</sup> participation (SunPass<sup>®</sup> customers typically pay less) and annual indexing of SunPass<sup>®</sup> and TOLL-BY-PLATE<sup>®</sup> toll rates.

### 3.4.5 Southern Connector Extension

As an expansion project with 22 full years of operating results since its completion in June 1996, the traffic and toll revenue forecast for the Southern Connector Extension depends on actual results and growth rates derived from the Turnpike Central Florida Model. Also, the traffic estimates utilize the longer actual experience of both the Seminole Expressway and CFX's Southern Connector, both of which, like the Southern Connector Extension, are part of the Central Florida GreeneWay. The traffic and toll revenue forecast for the Southern Connector Extension is shown in **Table 50**.

**Table 50**  
**Southern Connector Extension Traffic and Toll Revenue**  
**FY 2019-2029 Forecast**

| Fiscal Year | Traffic Transactions |                | Toll Revenue (000) | Percent Change | Average Toll Rate |
|-------------|----------------------|----------------|--------------------|----------------|-------------------|
|             | Volume (000)         | Percent Change |                    |                |                   |
| 2019        | 18,739               | 4.5%           | \$15,358           | 6.6%           | \$0.820           |
| 2020        | 19,489               | 4.0            | 16,242             | 5.8            | 0.833             |
| 2021        | 20,171               | 3.5            | 16,993             | 4.6            | 0.842             |
| 2022        | 20,776               | 3.0            | 17,690             | 4.1            | 0.851             |
| 2023        | 21,295               | 2.5            | 18,935             | 7.0*           | 0.889             |
| 2024        | 21,785               | 2.3            | 19,572             | 3.4            | 0.898             |
| 2025        | 22,221               | 2.0            | 20,172             | 3.1            | 0.908             |
| 2026        | 22,643               | 1.9            | 20,771             | 3.0            | 0.917             |
| 2027        | 23,051               | 1.8            | 21,372             | 2.9            | 0.927             |
| 2028        | 23,443               | 1.7            | 22,587             | 5.7*           | 0.963             |
| 2029        | 23,818               | 1.6            | 23,187             | 2.7            | 0.974             |

\* Revenue increase due to the impact of the cash toll rate indexing.

During the 11-year forecast period through FY 2029, toll revenue on the Southern Connector Extension is projected to exceed \$23 million, up from \$15 million in FY 2019. A higher toll revenue growth in FY 2019 reflects recovery from the revenue loss due to Hurricane Irma in the preceding year as discussed in **section 3.4**. Additionally, a higher toll revenue growth in FY 2023 and FY 2028 is largely due to the indexing of cash toll rates implemented every five years as required by the Statutes. The projections for the Southern Connector Extension are higher than the toll revenue forecast included in the last issued Traffic and Earnings Report due to the improving economy in Florida, continued growth in tourism, the declining unemployment rates, and the resulting growth in both car and truck traffic on the Turnpike.

### 3.4.6 Polk Parkway

With 18 full years of operation, the traffic and toll revenue forecast of the Polk Parkway is based on actual results and growth rates derived from the Polk County Transportation Planning Model and Turnpike Central Florida Model. The forecast is shown in **Table 51**.

**Table 51**  
**Polk Parkway Traffic and Toll Revenue**  
**FY 2019-2029 Forecast**

| Fiscal Year | Traffic Transactions |                | Toll Revenue (000) | Percent Change | Average Toll Rate |
|-------------|----------------------|----------------|--------------------|----------------|-------------------|
|             | Volume (000)         | Percent Change |                    |                |                   |
| 2019        | 38,323               | 2.8%           | \$37,510           | 5.7%           | \$0.979           |
| 2020        | 39,281               | 2.5            | 39,104             | 4.2            | 0.995             |
| 2021        | 40,184               | 2.3            | 40,421             | 3.4            | 1.006             |
| 2022        | 40,988               | 2.0            | 41,674             | 3.1            | 1.017             |
| 2023        | 41,644               | 1.6            | 44,123             | 5.9*           | 1.060             |
| 2024        | 42,185               | 1.3            | 43,634             | -1.1           | 1.034             |
| 2025        | 42,607               | 1.0            | 46,349             | 6.2            | 1.088             |
| 2026        | 43,033               | 1.0            | 47,438             | 2.3            | 1.102             |
| 2027        | 43,463               | 1.0            | 48,548             | 2.3            | 1.117             |
| 2028        | 43,898               | 1.0            | 49,677             | 2.3            | 1.132             |
| 2029        | 44,337               | 1.0            | 50,829             | 2.3            | 1.146             |

\* Revenue increase due to the impact of the cash toll rate indexing.

During the 11-year forecast period through FY 2029, toll revenue on the Polk Parkway is projected to approach \$51 million, up from approximately \$37 million in FY 2019. A higher toll revenue growth in FY 2019 reflects recovery from the revenue loss due to Hurricane Irma in the preceding year as discussed in **section 3.4**. Similarly, a higher toll revenue growth in FY 2023 is largely due to the indexing of cash toll rates implemented every five years as required by the Statutes. The decline in gross revenue in FY 2024 is due to the impacts from the implementation of AET on this facility, and the corresponding timing delay in toll collection from TOLL-BY-PLATE® customers. These projections are from a gross revenue perspective and do not reflect the resulting cost savings and operational efficiencies of AET conversion. The projections are higher than the toll revenue forecast included in the last issued Traffic and Earnings Report due to the improving economy in Florida, the declining unemployment rates, and the resulting growth in both car and truck traffic on the Turnpike.

### **3.4.7 Suncoast Parkway**

The Suncoast Parkway fully opened to traffic in August 2001. The traffic and toll revenue forecasts are based on the Tampa Bay Regional Planning Model, as well as actual results since 2001. The traffic and toll revenue forecast for this facility is shown in **Table 52**.

**Table 52**  
**Suncoast Parkway Traffic and Toll Revenue**  
**FY 2019-2029 Forecast**

| Fiscal Year | Traffic Transactions |                | Toll Revenue (000) | Percent Change | Average Toll Rate |
|-------------|----------------------|----------------|--------------------|----------------|-------------------|
|             | Volume (000)         | Percent Change |                    |                |                   |
| 2019        | 35,780               | 2.3%           | \$29,029           | 5.1%           | \$0.811           |
| 2020        | 36,496               | 2.0            | 29,495             | 1.6            | 0.808             |
| 2021        | 37,153               | 1.8            | 30,423             | 3.1            | 0.819             |
| 2022        | 37,710               | 1.5            | 31,895             | 4.8            | 0.846             |
| 2023        | 38,238               | 1.4            | 32,758             | 2.7            | 0.857             |
| 2024        | 38,735               | 1.3            | 33,616             | 2.6            | 0.868             |
| 2025        | 39,200               | 1.2            | 34,495             | 2.6            | 0.880             |
| 2026        | 39,631               | 1.1            | 35,325             | 2.4            | 0.891             |
| 2027        | 40,027               | 1.0            | 36,177             | 2.4            | 0.904             |
| 2028        | 40,427               | 1.0            | 37,010             | 2.3            | 0.915             |
| 2029        | 40,831               | 1.0            | 37,904             | 2.4            | 0.928             |

During the 11-year period from FY 2019 through FY 2029, toll revenue on the Suncoast Parkway is projected to reach \$38 million, up from approximately \$29 million in FY 2019. A higher toll revenue growth in FY 2019 reflects recovery from the revenue loss due to Hurricane Irma in the preceding year as discussed in **section 3.4**. The decline in revenue growth in FY 2020 is due to the impacts from the implementation of AET on this facility, and the corresponding timing delay in toll collection from TOLL-BY-PLATE® customers. These projections are from a gross revenue perspective and do not reflect the resulting cost savings and operational efficiencies of AET conversion. The projections are higher than the toll revenue forecast included in the last issued Traffic and Earnings Report due to the improving economy in Florida, the declining unemployment rates, and the resulting growth in both car and truck traffic on the Turnpike.

**3.4.8 Daniel Webster Western Beltway, Part C**

The traffic and revenue forecast for the Western Beltway, Part C depends on the growth rates derived from the Turnpike’s Central Florida Model and also incorporates the recent actual results. The toll revenue forecast presented in **Table 53** is only for the 11-mile Turnpike portion that extends from I-4 in Osceola County to Seidel Road in Orange County.

**Table 53**  
**Daniel Webster Western Beltway, Part C Traffic and Toll Revenue**  
**FY 2019-2029 Forecast**

| Fiscal Year | Traffic Transactions |                | Toll Revenue (000) | Percent Change | Average Toll Rate |
|-------------|----------------------|----------------|--------------------|----------------|-------------------|
|             | Volume (000)         | Percent Change |                    |                |                   |
| 2019        | 15,491               | 5.0%           | \$16,302           | 7.9%           | \$1.105           |
| 2020        | 16,188               | 4.5            | 17,339             | 6.4            | 1.119             |
| 2021        | 16,836               | 4.0            | 18,223             | 5.1            | 1.126             |
| 2022        | 17,425               | 3.5            | 19,064             | 4.6            | 1.132             |
| 2023        | 17,948               | 3.0            | 20,477             | 7.4*           | 1.175             |
| 2024        | 18,397               | 2.5            | 21,208             | 3.6            | 1.182             |
| 2025        | 18,765               | 2.0            | 21,858             | 3.1            | 1.188             |
| 2026        | 19,103               | 1.8            | 22,485             | 2.9            | 1.198             |
| 2027        | 19,447               | 1.8            | 23,137             | 2.9            | 1.211             |
| 2028        | 19,797               | 1.8            | 24,437             | 5.6*           | 1.257             |
| 2029        | 20,114               | 1.6            | 25,086             | 2.7            | 1.267             |

\* Revenue increase due to the impact of the cash toll rate indexing.

During the 11-year period from FY 2019 through FY 2029, toll revenue on the Western Beltway, Part C is projected to increase from approximately \$16 million to \$25 million by FY 2029. A higher toll revenue growth in FY 2019 reflects recovery from the revenue loss due to Hurricane Irma in the preceding year as discussed in **section 3.4**. A higher toll revenue growth in FY 2023 and FY 2028 is largely due to the indexing of cash toll rates implemented every five years as required by the Statutes. The increases throughout the forecast period are primarily attributed to expected ramp-up and new residential development in the corridor. The forecast for the Western Beltway, Part C is higher than the toll revenue forecast included in the last issued Traffic and Earnings Report due to the improving economy in Central Florida, declining unemployment rates, and the resulting growth in traffic on the Turnpike.

### **3.4.9 I-4 Connector**

The I-4 Connector recently opened to traffic in 2014. The traffic and toll revenue forecast for the I-4 Connector is shown in **Table 54**. Toll revenues are projected to grow from approximately \$14 million in the fifth full year of operation (FY 2019) to over \$21 million in FY 2029. The toll revenue growth reflects the annual indexing of SunPass® and TOLL-BY-PLATE® toll rates starting in FY 2020. The forecast for the I-4 Connector is slightly higher than the toll revenue forecast included in the last issued Traffic and Earnings Report.

**Table 54**  
**I-4 Connector Traffic and Toll Revenue**  
**FY 2019-2029 Forecast**

| Fiscal Year | Traffic Transactions* |                | Toll Revenue (000) | Percent Change | Average Toll Rate |
|-------------|-----------------------|----------------|--------------------|----------------|-------------------|
|             | Volume (000)          | Percent Change |                    |                |                   |
| 2019        | 19,720                | 4.3%           | \$14,378           | 3.8%           | \$0.729           |
| 2020        | 20,469                | 3.8            | 15,375             | 6.9            | 0.751             |
| 2021        | 21,144                | 3.3            | 16,089             | 4.6            | 0.761             |
| 2022        | 21,778                | 3.0            | 16,787             | 4.3            | 0.771             |
| 2023        | 22,344                | 2.6            | 17,447             | 3.9            | 0.781             |
| 2024        | 22,880                | 2.4            | 18,099             | 3.7            | 0.791             |
| 2025        | 23,383                | 2.2            | 18,737             | 3.5            | 0.801             |
| 2026        | 23,851                | 2.0            | 19,360             | 3.3            | 0.812             |
| 2027        | 24,328                | 2.0            | 20,005             | 3.3            | 0.822             |
| 2028        | 24,815                | 2.0            | 20,670             | 3.3            | 0.833             |
| 2029        | 25,311                | 2.0            | 21,358             | 3.3            | 0.844             |

\* This facility opened to traffic in January 2014. Traffic and toll revenue reflects ramp-up.

### 3.4.10 Beachline East Expressway

On July 1, 2014, the Beachline East Expressway became the second expansion project to be acquired by the Turnpike. The toll revenue forecast for this facility is presented in **Table 55** and is for tolls collected by CFX at the Dallas Mainline on behalf of Turnpike and at the SR 520 ramps. During the 11-year forecast period through FY 2029, toll revenue on the Beachline East Expressway is projected to approach \$9 million, up from approximately \$6 million in FY 2019. A higher toll revenue growth in FY 2019 reflects recovery from the revenue loss due to Hurricane Irma in the preceding year as discussed in **section 3.4**. Similarly, a higher toll revenue growth in FY 2023 and FY 2028 is largely due to the indexing of cash toll rates implemented every five years.

**Table 55**  
**Beachline East Expressway Traffic Transactions and Toll Revenue**  
**FY 2019-2029 Forecast**

| Fiscal Year | Traffic Transactions |                | Toll Revenue (000) | Percent Change | Average Toll Rate |
|-------------|----------------------|----------------|--------------------|----------------|-------------------|
|             | Volume (000)         | Percent Change |                    |                |                   |
| 2019        | 20,428               | 1.0%           | \$6,251            | 8.3%           | \$0.306           |
| 2020        | 20,632               | 1.0            | 6,371              | 1.9            | 0.309             |
| 2021        | 20,838               | 1.0            | 6,493              | 1.9            | 0.312             |
| 2022        | 21,046               | 1.0            | 6,617              | 1.9            | 0.314             |
| 2023        | 21,256               | 1.0            | 7,329              | 10.8*          | 0.345             |
| 2024        | 21,469               | 1.0            | 7,472              | 2.0            | 0.348             |
| 2025        | 21,684               | 1.0            | 7,611              | 1.9            | 0.351             |
| 2026        | 21,901               | 1.0            | 7,753              | 1.9            | 0.354             |
| 2027        | 22,120               | 1.0            | 7,902              | 1.9            | 0.357             |
| 2028        | 22,341               | 1.0            | 8,613              | 9.0*           | 0.386             |
| 2029        | 22,564               | 1.0            | 8,776              | 1.9            | 0.389             |

\* Revenue increase due to the impact of the cash toll rate indexing.



### 3.4.11 First Coast Expressway

The First Coast Expressway in Duval and Clay Counties (Jacksonville) is the most recent Turnpike expansion project currently under construction and is scheduled to open to traffic in the second half of FY 2019. This 15-mile, four-lane, divided, limited-access toll facility will connect Interstate 10 at a point approximately 5 miles west of the I-295 beltway around the Jacksonville area to Blanding Boulevard (SR 21).

As proposed by Turnpike management, toll collection on the First Coast Expressway will be All-Electronic Tolling, using SunPass® pre-paid service or TOLL-BY-PLATE®. The facility will have four full interchanges (New World Ave., Normandy Blvd., 103<sup>rd</sup> Street, and Argyle Forest Blvd.) and one partial interchange, to/from the north (Oakleaf Plantation Parkway) in addition to the two interchanges at the project's termini. No toll collection will occur at any of the ramps. Instead, there will be five mainline tolling points (gantries) along the Expressway. The two northern most gantries will have a passenger car SunPass® toll rate of \$0.20 and a TOLL-BY-PLATE® toll of \$0.45 in the opening year. The remaining three toll gantries will have a passenger car SunPass® rate of \$0.60 and a TOLL-BY-PLATE® rate of \$0.85 in the opening year.

The traffic and toll revenue forecast for the First Coast Expressway is shown in **Table 56**.

**Table 56**  
**First Coast Expressway Traffic Transactions and Toll Revenue**  
**FY 2019-2029 Forecast**

| Fiscal Year | Traffic Transactions |                | Toll Revenue (000) | Percent Change | Average Toll Rate |
|-------------|----------------------|----------------|--------------------|----------------|-------------------|
|             | Volume (000)         | Percent Change |                    |                |                   |
| 2019*       | 9,203                | -              | \$3,568            | -              | \$0.388           |
| 2020**      | 20,389               | 121.5%         | 8,296              | 132.5%         | 0.407             |
| 2021**      | 22,371               | 9.7            | 9,393              | 13.2           | 0.420             |
| 2022**      | 24,353               | 8.9            | 10,443             | 11.2           | 0.429             |
| 2023**      | 26,335               | 8.1            | 11,451             | 9.7            | 0.435             |
| 2024        | 28,317               | 7.5            | 12,451             | 8.7            | 0.440             |
| 2025        | 30,299               | 7.0            | 13,449             | 8.0            | 0.444             |
| 2026        | 32,281               | 6.5            | 14,431             | 7.3            | 0.447             |
| 2027        | 34,218               | 6.0            | 15,382             | 6.6            | 0.450             |
| 2028        | 36,100               | 5.5            | 16,349             | 6.3            | 0.453             |
| 2029        | 37,905               | 5.0            | 17,293             | 5.8            | 0.456             |

\* This facility will open to traffic in the second half of FY 2019.

\*\* Traffic and toll revenue reflect ramp-up.

A significant growth in traffic and toll revenue, particularly from FY 2020 through FY 2023, is due to the ramp-up and development in the corridor. The toll revenue growth throughout the forecast period reflects the annual indexing of SunPass® and TOLL-BY-PLATE® toll rates.

### 3.4.12 Total Traffic Transactions and Toll Revenue Forecasts

Total traffic transactions on the Turnpike during the 11-Year forecast period (FY 2019 - FY 2029) are summarized in the following **Table 57**.

**Table 57**  
**Existing Turnpike System Traffic Transactions**  
**FY 2019-2029 Forecast**

| Fiscal Year | Traffic Transactions (000) |                     |                     |                     |                     |              |                  |  |               |                           |                         |           |
|-------------|----------------------------|---------------------|---------------------|---------------------|---------------------|--------------|------------------|--|---------------|---------------------------|-------------------------|-----------|
|             | Mainline                   | Sawgrass Expressway | Seminole Expressway | Veterans Expressway | Southern Conn. Ext. | Polk Parkway | Suncoast Parkway | Daniel Webster Western Beltway, Part C | I-4 Connector | Beachline East Expressway | First Coast Expressway* | Total     |
| 2019        | 569,947                    | 95,954              | 45,895              | 67,587              | 18,739              | 38,323       | 35,780           | 15,491                                 | 19,720        | 20,428                    | 9,203                   | 937,067   |
| 2020        | 580,583                    | 98,161              | 47,134              | 69,817              | 19,489              | 39,281       | 36,496           | 16,188                                 | 20,469        | 20,632                    | 20,389                  | 968,639   |
| 2021        | 589,861                    | 100,124             | 48,218              | 71,912              | 20,171              | 40,184       | 37,153           | 16,836                                 | 21,144        | 20,838                    | 22,371                  | 988,812   |
| 2022        | 599,255                    | 101,926             | 49,182              | 73,710              | 20,776              | 40,988       | 37,710           | 17,425                                 | 21,778        | 21,046                    | 24,353                  | 1,008,149 |
| 2023        | 608,056                    | 103,557             | 50,018              | 75,184              | 21,295              | 41,644       | 38,238           | 17,948                                 | 22,344        | 21,256                    | 26,335                  | 1,025,875 |
| 2024        | 616,257                    | 105,110             | 50,818              | 76,387              | 21,785              | 42,185       | 38,735           | 18,397                                 | 22,880        | 21,469                    | 28,317                  | 1,042,340 |
| 2025        | 623,131                    | 106,476             | 51,529              | 77,533              | 22,221              | 42,607       | 39,200           | 18,765                                 | 23,383        | 21,684                    | 30,299                  | 1,056,828 |
| 2026        | 629,650                    | 107,860             | 52,199              | 78,618              | 22,643              | 43,033       | 39,631           | 19,103                                 | 23,851        | 21,901                    | 32,281                  | 1,070,770 |
| 2027        | 635,597                    | 108,939             | 52,878              | 79,640              | 23,051              | 43,463       | 40,027           | 19,447                                 | 24,328        | 22,120                    | 34,218                  | 1,083,708 |
| 2028        | 641,025                    | 109,811             | 53,565              | 80,596              | 23,443              | 43,898       | 40,427           | 19,797                                 | 24,815        | 22,341                    | 36,100                  | 1,095,818 |
| 2029        | 646,152                    | 110,689             | 54,261              | 81,402              | 23,818              | 44,337       | 40,831           | 20,114                                 | 25,311        | 22,564                    | 37,905                  | 1,107,384 |

\* This facility will open to traffic in the second half of FY 2019.

Total toll revenue on the Turnpike during the FY 2019-2029 forecast period is summarized in the following **Table 58**.

**Table 58**  
**Existing Turnpike System Toll Revenue**  
**FY 2019-2029 Forecast**

| Fiscal Year | Toll Revenue (000) |                     |                     |                     |                     |              |                  |  |               |                           |                         |             |
|-------------|--------------------|---------------------|---------------------|---------------------|---------------------|--------------|------------------|--|---------------|---------------------------|-------------------------|-------------|
|             | Mainline           | Sawgrass Expressway | Seminole Expressway | Veterans Expressway | Southern Conn. Ext. | Polk Parkway | Suncoast Parkway | Daniel Webster Western Beltway, Part C | I-4 Connector | Beachline East Expressway | First Coast Expressway* | Total       |
| 2019        | \$759,754          | \$91,518            | \$62,162            | \$59,075            | \$15,358            | \$37,510     | \$29,029         | \$16,302                               | \$14,378      | \$6,251                   | \$3,568                 | \$1,094,905 |
| 2020        | 789,273            | 95,815              | 64,931              | 62,815              | 16,242              | 39,104       | 29,495           | 17,339                                 | 15,375        | 6,371                     | 8,296                   | 1,145,056   |
| 2021        | 809,282            | 99,002              | 67,151              | 65,610              | 16,993              | 40,421       | 30,423           | 18,223                                 | 16,089        | 6,493                     | 9,393                   | 1,179,080   |
| 2022        | 837,727            | 102,098             | 69,245              | 68,214              | 17,690              | 41,674       | 31,895           | 19,064                                 | 16,787        | 6,617                     | 10,443                  | 1,221,454   |
| 2023        | 872,029            | 105,080             | 72,853              | 70,591              | 18,935              | 44,123       | 32,758           | 20,477                                 | 17,447        | 7,329                     | 11,451                  | 1,273,073   |
| 2024        | 898,209            | 108,042             | 74,825              | 72,784              | 19,572              | 43,634       | 33,616           | 21,208                                 | 18,099        | 7,472                     | 12,451                  | 1,309,912   |
| 2025        | 921,070            | 110,870             | 76,700              | 74,968              | 20,172              | 46,349       | 34,495           | 21,858                                 | 18,737        | 7,611                     | 13,449                  | 1,346,279   |
| 2026        | 945,436            | 117,174             | 78,546              | 77,147              | 20,771              | 47,438       | 35,325           | 22,485                                 | 19,360        | 7,753                     | 14,431                  | 1,385,866   |
| 2027        | 967,891            | 120,211             | 80,402              | 79,315              | 21,372              | 48,548       | 36,177           | 23,137                                 | 20,005        | 7,902                     | 15,382                  | 1,420,342   |
| 2028        | 990,814            | 123,084             | 83,896              | 81,465              | 22,587              | 49,677       | 37,010           | 24,437                                 | 20,670        | 8,613                     | 16,349                  | 1,458,602   |
| 2029        | 1,013,120          | 126,013             | 85,915              | 83,520              | 23,187              | 50,829       | 37,904           | 25,086                                 | 21,358        | 8,776                     | 17,293                  | 1,493,001   |

\* This facility will open to traffic in the second half of FY 2019.

Total toll revenues are estimated to increase during the 11-year forecast period from \$1.1 billion in FY 2019 to approximately \$1.5 billion in FY 2029. As previously mentioned, the forecast includes the impact of annual toll rate indexing starting FY 2020.

### 3.5 Concession Revenue Forecasts

Concession revenues include income from two primary sources, namely food service sales at service plaza eateries and advertisement on Turnpike facilities. Food sales also include ancillary items such as gift shops, vending and attraction ticket sales. As provided by Turnpike management, the concession contract and corresponding revenue share for Turnpike is based on a percentage of sales or a guaranteed monthly minimum concession fee (whichever is larger).

As provided by Turnpike management, **Table 59** presents the negotiated completion schedule for the service plaza reconstruction. As shown in the Table, reconstruction efforts began in the last quarter of 2010 for six of the eight service plazas. Reconstruction of the final remaining service plaza, Fort Pierce/St. Lucie was completed in January 2018.

**Table 59**  
**Turnpike System Service Plaza**  
**Reconstruction Schedule**  
**2010-2018**

| Service Plaza              | Start Date    | Completion Date |
|----------------------------|---------------|-----------------|
| Snapper Creek              | November 2010 | March 2012      |
| Pompano Beach              | November 2010 | February 2013   |
| Turkey Lake                | December 2010 | September 2013  |
| Canoe Creek                | November 2010 | April 2014      |
| Fort Drum                  | November 2010 | September 2013  |
| West Palm Beach            | November 2010 | December 2013   |
| Fort Pierce/Port St. Lucie | July 2014     | January 2018    |
| Okahumpka                  | December 2014 | February 2016   |

Advertisement revenue from a license agreement with Travelers Marketing, LLC is also incorporated in the forecast based on annual payment amounts stipulated in the contract and provided to us by Turnpike management. The tollbooth advertising revenue forecast has been decreased from FY 2019 and thereafter to account for Turnpike’s schedule of future AET conversions. Additionally, the revenue stream from a ten-year license agreement with Florida Logos, Inc. for highway signage, and a renewed license agreement for the Sponsor-A-Highway Program are also included in the forecast as directed by Turnpike management. Turnpike projected concession revenues are presented in **Table 60**. Concession revenue is expected to grow from nearly \$8.8 million in FY 2019 to over \$10.1 million by FY 2029. The forecast is higher than the projected concession revenue included in the last issued Traffic and Earnings Report due to change in accounting methodology related to recognition of contractual payments from the concessionaire. The advertisement revenue from toll booth advertising, however, is expected to decline more as additional toll plazas are removed as part of the AET conversions.

**Table 60**  
**Turnpike System Concession Revenues**  
**FY 2019-2029 Forecast**

| Fiscal Year | Total Gross Revenue<br>(000) |
|-------------|------------------------------|
| 2019        | \$8,778                      |
| 2020        | 8,908                        |
| 2021        | 9,029                        |
| 2022        | 9,142                        |
| 2023        | 9,291                        |
| 2024        | 9,330                        |
| 2025        | 9,485                        |
| 2026        | 9,644                        |
| 2027        | 9,805                        |
| 2028        | 9,970                        |
| 2029        | 10,139                       |

### 3.6 Operations and Maintenance Expense Forecast

The operations and maintenance expense forecast provided by Turnpike management is summarized in **Table 61**. Operations and maintenance expense are projected to be \$228 million in FY 2019. This amount represents a slight increase over FY 2018 due to the normal growth in transactions net of one-time charges in FY 2018 as reported in **Section 2.3**. The decline in FY 2021 and FY 2022 is attributed to the operational cost savings related to AET conversion on the remaining section of the Southern Coin System, the Northern Coin System and the Suncoast Parkway in FY 2021, and the Ticket System in FY 2022. The anticipated in-lane savings from these AET conversions will be partially offset by an increase in back-office resources to support SunPass<sup>®</sup> and TOLL-BY-PLATE<sup>®</sup> operations.

The Turnpike Finance Office assumed annual operating and maintenance costs would rise by approximately 2.5 percent per year due to annual inflation. Starting in FY 2014, toll administrative charges from video billing are recorded as operating revenues and no longer offset the Operations and Maintenance expenses resulting in a higher reported cost.

**Table 61**  
**Turnpike System Operations and Maintenance Expenses**  
**FY 2019-2029 Forecast**

| <b>Fiscal Year</b> | <b>Total Operating and Maintenance Expenses (000)*</b> | <b>Percent Change</b> |
|--------------------|--|-----------------------|
| 2019               | \$228,097  | 1.4%                  |
| 2020               | 239,765  | 5.1                   |
| 2021               | 234,245  | -2.3                  |
| 2022               | 233,087  | -0.5                  |
| 2023               | 239,295  | 2.7                   |
| 2024               | 245,637  | 2.7                   |
| 2025               | 251,778  | 2.5                   |
| 2026               | 258,073  | 2.5                   |
| 2027               | 264,524  | 2.5                   |
| 2028               | 271,137  | 2.5                   |
| 2029               | 277,915  | 2.5                   |

\* Operations and Maintenance Expenses include Business Development and Marketing Expenses. Toll Administrative Charges are estimated by the Turnpike Finance Office and are shown separately. Such revenue does not offset Operations and Maintenance Expenses as in prior Traffic and Earnings Reports. Source: Turnpike Enterprise Finance Office.

### 3.7 Net Revenue

The projected operating expenses were deducted from the projected toll and concession revenues to produce the following forecast of net revenues from toll operation presented in **Table 62**.

**Table 62**  
**Turnpike System Net Revenues**  
**FY 2019-2029 Forecast**

| <b>Fiscal Year</b> | <b>Revenues and Expenses (000)</b> |                    |                                     |              |   |                    |
|--------------------|------------------------------------|--------------------|-------------------------------------|--------------|---|--------------------|
|                    | <b>Gross Revenue</b>               |                    |                                     |              | <b>Operations and Maintenance Expenses*</b> | <b>Net Revenue</b> |
|                    | <b>Tolls</b>                       | <b>Concessions</b> | <b>Toll Administrative Charges*</b> | <b>Total</b> |   |                    |
| 2019               | \$1,094,905                        | \$8,778            | \$5,304                             | \$1,108,987  | \$228,097                                   | \$880,890          |
| 2020               | 1,145,056                          | 8,908              | 22,074                              | 1,176,038    | 239,765                                     | 936,273            |
| 2021               | 1,179,080                          | 9,029              | 22,515                              | 1,210,624    | 234,245                                     | 976,379            |
| 2022               | 1,221,454                          | 9,142              | 22,965                              | 1,253,561    | 233,087                                     | 1,020,474          |
| 2023               | 1,273,073                          | 9,291              | 23,424                              | 1,305,788    | 239,295                                     | 1,066,493          |
| 2024               | 1,309,912                          | 9,330              | 23,892                              | 1,343,134    | 245,637                                     | 1,097,497          |
| 2025               | 1,346,279                          | 9,485              | 24,370                              | 1,380,134    | 251,778                                     | 1,128,356          |
| 2026               | 1,385,866                          | 9,644              | 24,857                              | 1,420,367    | 258,073                                     | 1,162,294          |
| 2027               | 1,420,342                          | 9,805              | 25,354                              | 1,455,501    | 264,524                                     | 1,190,977          |
| 2028               | 1,458,602                          | 9,970              | 25,861                              | 1,494,433    | 271,137                                     | 1,223,296          |
| 2029               | 1,493,001                          | 10,139             | 26,378                              | 1,529,518    | 277,915                                     | 1,251,603          |

\* Toll Administrative charges are estimated by the Turnpike Finance Office and are shown separately. The reduction in FY 2019 reflects the temporary waiver of TOLL-BY-PLATE® administrative charges due to the implementation of the Centralized Customer Service System. Such revenue does not offset Operations and Maintenance Expenses as in prior Traffic and Earnings Reports. Operations and Maintenance Expenses include Business Development and Marketing Expenses.

### 3.8 Conclusion

It is our opinion that the projections of traffic and correlated revenues are reasonable, and that they have been prepared in accordance with general professional practice for toll road forecasts (the forecast of toll administrative charges and operations and maintenance expenses are prepared by Turnpike management). Our analyses are based solely on the traffic and revenue engineering aspects of the Turnpike System. It is also our opinion that the Turnpike revenues should be sufficient to meet the rate covenants of the Turnpike Bond Resolution. The rate covenants and bond resolution have been formulated by Turnpike management and the Division of Bond Finance in conjunction with its municipal, financial and legal advisors. We have had no role in formulating or advising any party with respect to the offering of the 2018A Bonds, including with respect to the manner, size, timing, structure or other terms or details of the offering.

This report contains forward-looking statements, traffic and revenue projections, and statements of engineering opinion based upon certain information. These forward-looking and opinion statements and projections include statements relating to pre-existing conditions not caused or created by AECOM and external conditions beyond our control. We believe that our expectations are reasonable and are based on reasonable assumptions. However, such forward-looking statements, projections and opinions, by their nature involve risks and uncertainties beyond our control. We caution that a variety of factors could cause the actual revenue associated with Florida's Turnpike to differ from that expressed or implied in this report. These factors include, but are not limited to, those discussed in **Section 3.2 Summary of Assumptions**. We assume no obligation with respect to the differences between this report and the actual performance of Florida's Turnpike. This report was prepared for the use of Florida's Turnpike that commissioned it. Florida's Turnpike is responsible for all cash-flow modeling efforts and the preparation of the Turnpike Finance Plan. This report was also prepared for the Division of Bond Finance of the State Board of Administration of Florida that will structure and issue the 2018A Bonds. Third parties use this report at their own risk. Under no circumstances will AECOM be liable to third parties for claims or damages arising out of this report unless expressly agreed between the third party and AECOM. AECOM disclaims any obligation to advise such third parties of any change in any matter affecting this report which may come to our attention after the date of this report. Any unauthorized use of this report is at the user's sole risk.

Respectfully,  
AECOM Technical Services, Inc.



William A. Nelsen, C.P.A.  
Vice President

[This page intentionally left blank]

[Reserved]



[This page intentionally left blank]

Florida's Turnpike System  
Department of Transportation  
State of Florida

Financial Statements as of and for the  
Years Ended June 30, 2018 and 2017, and  
Independent Auditor's Report

FLORIDA'S TURNPIKE SYSTEM  
DEPARTMENT OF TRANSPORTATION  
STATE OF FLORIDA

TABLE OF CONTENTS

---

|   | <b>Page</b> |
|---|-------------|
| INDEPENDENT AUDITOR'S REPORT  | 1-2         |
| MANAGEMENT'S DISCUSSION AND ANALYSIS  | 3-8         |
| BASIC FINANCIAL STATEMENTS AS OF AND FOR THE YEARS ENDED<br>JUNE 30, 2018 AND 2017:   |             |
| Balance Sheets  | 9           |
| Statements of Revenues, Expenses, and Changes in Net Position                         | 10          |
| Statements of Cash Flows  | 11-12       |
| Index of Notes to the Financial Statements  | 13          |
| Notes to the Financial Statements   | 14-29       |
| REQUIRED SUPPLEMENTARY INFORMATION OTHER THAN<br>MANAGEMENT'S DISCUSSION AND ANALYSIS |             |
| Trend Data on the System's Infrastructure Condition                                   | 30-32       |

## Independent Auditor's Report

Secretary of Transportation  
Florida Department of Transportation  
Tallahassee, Florida

### Report on the Financial Statements

We have audited the accompanying financial statements of Florida's Turnpike System (the System), an enterprise fund of the Florida Department of Transportation, which is an agency of the State of Florida, as of and for the years ended June 30, 2018 and 2017, and the related notes to the financial statements, which collectively comprise the System's basic financial statements as listed in the table of contents.

### Management's Responsibility for the Financial Statements

Management is responsible for the preparation and fair presentation of these financial statements in accordance with accounting principles generally accepted in the United States of America; this includes the design, implementation and maintenance of internal control relevant to the preparation and fair presentation of financial statements that are free from material misstatement, whether due to fraud or error.

### Auditor's Responsibility

Our responsibility is to express an opinion on these financial statements based on our audits. We conducted our audits in accordance with auditing standards generally accepted in the United States of America. Those standards require that we plan and perform the audit to obtain reasonable assurance about whether the financial statements are free from material misstatement.

An audit involves performing procedures to obtain audit evidence about the amounts and disclosures in the financial statements. The procedures selected depend on the auditor's judgment, including the assessment of the risks of material misstatement of the financial statements, whether due to fraud or error. In making those risk assessments, the auditor considers internal control relevant to the entity's preparation and fair presentation of the financial statements in order to design audit procedures that are appropriate in the circumstances, but not for the purpose of expressing an opinion on the effectiveness of the entity's internal control. Accordingly, we express no such opinion. An audit also includes evaluating the appropriateness of accounting policies used and the reasonableness of significant accounting estimates made by management, as well as evaluating the overall presentation of the financial statements.

We believe that the audit evidence we have obtained is sufficient and appropriate to provide a basis for our audit opinion.

### Opinion

In our opinion, the financial statements referred to above present fairly, in all material respects, the financial position of Florida's Turnpike System, as of June 30, 2018 and 2017, and the respective changes in financial position and cash flows thereof for the years then ended in accordance with accounting principles generally accepted in the United States of America.

**Emphasis of Matter**

As discussed in Note 1, the financial statements present only the System and do not purport to, and do not present fairly the financial position of the Florida Department of Transportation or the Florida Transportation Enterprise Fund as of June 30, 2018 and 2017, and the changes in their financial position, and where applicable, cash flows for the years then ended in conformity with accounting principles generally accepted in the United States of America.

**Other Matters***Required Supplementary Information*

Accounting principles generally accepted in the United States of America require that the Management's Discussion and Analysis and the Trend Data on the System's Infrastructure Condition be presented to supplement the basic financial statements. Such information, although not a part of the basic financial statements, is required by the Governmental Accounting Standards Board who considers it to be an essential part of financial reporting for placing the basic financial statements in an appropriate operational, economic, or historical context. We have applied certain limited procedures to the required supplementary information in accordance with auditing standards generally accepted in the United States of America, which consisted of inquiries of management about the methods of preparing the information and comparing the information for consistency with management's responses to our inquiries, the basic financial statements, and other knowledge we obtained during our audit of the basic financial statements. We do not express an opinion or provide any assurance on the information because the limited procedures do not provide us with sufficient evidence to express an opinion or provide any assurance.

*RSM US LLP*

Orlando, Florida  
November 1, 2018

FLORIDA'S TURNPIKE SYSTEM  
DEPARTMENT OF TRANSPORTATION  
STATE OF FLORIDA

MANAGEMENT'S DISCUSSION AND ANALYSIS  
FISCAL YEARS ENDED JUNE 30, 2018 AND 2017

As management of Florida's Turnpike System (the "System" or "we" or "us" or "our"), we offer readers of the annual financial report this narrative overview of our financial activities for the fiscal years ended June 30, 2018 and 2017. Please read it in conjunction with the financial statements and notes to the financial statements as a whole.

We operate as a proprietary fund of the Florida Department of Transportation (the "Department"), an agency of the State of Florida (the "State"). Accordingly, we are presented as an enterprise fund in the State's Comprehensive Annual Financial Report ("CAFR"). The statements contained herein only include our accounts and do not include any other accounts of the State.

### **FINANCIAL HIGHLIGHTS – FISCAL YEAR 2018**

We had a positive net position of \$9.2 billion at year end, compared to \$8.6 billion as of the prior year end, reflecting an increase in net position of \$602.0 million or 7.0%. Our net position has almost doubled over the past ten years, serving as an indicator of our financial strength.

Our operating revenues were \$1.1 billion, an increase of \$19.2 million, or 1.8%, compared to the previous fiscal year. The increase was primarily a result of toll indexing and traffic growth, offset by an estimated \$44.6 million of toll suspensions in response to Hurricane Irma. An increase in concessions and other revenue also contributed to the increase in operating revenues, primarily driven by new administrative fees charged to certain interoperable partners for processing of toll transactions.

Certain nonrecurring charges, including non-capital start-up costs for our data processing systems, coupled with new transaction fees charged by certain interoperable partners, drove a \$17.1 million increase in operations and maintenance expense, which accounts for more than two-thirds of the \$25.2 million overall increase in operating expenses.

We invested \$0.5 billion in capital assets as a part of our ongoing capital program, with a primary focus on increasing capacity and access to the System. We spent \$130.4 million in the current fiscal year to maintain and preserve our infrastructure in connection with the Department's condition and maintenance programs.

### **USING THIS ANNUAL REPORT**

This discussion and analysis is intended to serve as an introduction to our basic financial statements, notes to the financial statements, and required supplementary information. As an enterprise fund, our financial statements are presented in a manner similar to a private sector business.

#### **Balance Sheets**

This statement presents information on our assets, deferred outflows of resources, liabilities, and deferred inflows of resources, with the difference between the sum of the assets and deferred outflows and the sum of liabilities and deferred inflows reported as net position. Over time, increases or decreases in net position are relative indicators of whether our financial position is improving or deteriorating.

#### **Statements of Revenues, Expenses, and Changes in Net Position**

This statement shows the results of our total operations during the fiscal year and reflects both operating and nonoperating activities. Changes in net position reflect the current fiscal period's operating impact upon our overall financial position.

#### **Statements of Cash Flows**

This statement presents information about our sources and uses of cash and the change in the cash balance during the fiscal year. The direct method of cash flows is presented, ending with a reconciliation of operating income to net cash provided by operating activities.

#### **Notes to the Financial Statements**

The notes to the financial statements provide additional information that is essential to a full understanding of the data provided in the basic financial statements.

#### **Other**

Certain required supplementary information is presented to disclose trend data on our infrastructure condition.

# MANAGEMENT'S DISCUSSION AND ANALYSIS

## FISCAL YEARS ENDED JUNE 30, 2018 and 2017

### FINANCIAL ANALYSIS

#### Balance Sheets

The following table summarizes the components of our balance sheets as of the three preceding fiscal year ends:

**Table 1**  
**Balance Sheets**

|  | As of June 30, |               |               | Change       |         | Change       |          |  |
|--|----------------|---------------|---------------|--------------|---------|--------------|----------|--|
|  | 2018           | 2017          | 2016          | 2018 vs 2017 |         | 2017 vs 2016 |          |  |
| (in thousands)   |                |               |               |              |         |              |          |  |
| Current assets   | \$ 941,393     | \$ 1,020,769  | \$ 1,086,107  | \$ (79,376)  | (7.8) % | \$ (65,338)  | (6.0) %  |  |
| Noncurrent restricted assets                                       | 215,087        | 194,073       | 223,194       | 21,014       | 10.8    | (29,121)     | (13.0)   |  |
| Capital assets — net   | 10,810,175     | 10,325,329    | 9,856,585     | 484,846      | 4.7     | 468,744      | 4.8      |  |
| Other assets   | 77,317         | 79,349        | 66,440        | (2,032)      | (2.6)   | 12,909       | 19.4     |  |
| Total assets   | 12,043,972     | 11,619,520    | 11,232,326    | 424,452      | 3.7     | 387,194      | 3.4      |  |
| Deferred outflows of resources                                     | 26,492         | 29,691        | 36,919        | (3,199)      | (10.8)  | (7,228)      | (19.6)   |  |
| Total assets and deferred outflows of resources                    | \$ 12,070,464  | \$ 11,649,211 | \$ 11,269,245 | \$ 421,253   | 3.6 %   | \$ 379,966   | 3.4 %    |  |
| Current liabilities  | \$ 250,871     | \$ 249,305    | \$ 301,644    | \$ 1,566     | 0.6 %   | \$ (52,339)  | (17.4) % |  |
| Long-term portion of bonds payable                                 | 2,433,370      | 2,619,726     | 2,792,466     | (186,356)    | (7.1)   | (172,740)    | (6.2)    |  |
| Other liabilities  | 28,033         | 32,801        | 43,999        | (4,768)      | (14.5)  | (11,198)     | (25.5)   |  |
| Total liabilities  | 2,712,274      | 2,901,832     | 3,138,109     | (189,558)    | (6.5)   | (236,277)    | (7.5)    |  |
| Deferred inflows of resources                                      | 148,382        | 139,590       | 139,040       | 8,792        | 6.3     | 550          | 0.4      |  |
| Net position:  |                |               |               |              |         |              |          |  |
| Net investment in capital assets                                   | 8,202,492      | 7,551,130     | 6,922,696     | 651,362      | 8.6     | 628,434      | 9.1      |  |
| Restricted   | 125,176        | 93,660        | 121,883       | 31,516       | 33.6    | (28,223)     | (23.2)   |  |
| Unrestricted   | 882,140        | 962,999       | 947,517       | (80,859)     | (8.4)   | 15,482       | 1.6      |  |
| Total net position   | 9,209,808      | 8,607,789     | 7,992,096     | 602,019      | 7.0     | 615,693      | 7.7      |  |
| Total liabilities, deferred inflows of resources, and net position | \$ 12,070,464  | \$ 11,649,211 | \$ 11,269,245 | \$ 421,253   | 3.6 %   | \$ 379,966   | 3.4 %    |  |

As further discussed below, our assets primarily consist of capital assets, while our liabilities primarily consist of debt on outstanding bonds.

# MANAGEMENT'S DISCUSSION AND ANALYSIS

## FISCAL YEARS ENDED JUNE 30, 2018 and 2017

### Capital Assets

The following table summarizes our capital assets, net of accumulated depreciation and amortization, as of the three preceding fiscal year ends:

**Table 2**  
**Capital Assets, Net of Depreciation and Amortization**

|                                  | As of June 30,       |                      |                     | Change            |              | Change            |              |
|----------------------------------|----------------------|----------------------|---------------------|-------------------|--------------|-------------------|--------------|
|                                  | 2018                 | 2017                 | 2016                | 2018 vs 2017      |              | 2017 vs 2016      |              |
| (in thousands)                   |                      |                      |                     |                   |              |                   |              |
| Infrastructure                   | \$ 7,945,131         | \$ 7,811,666         | \$ 7,629,841        | \$ 133,465        | 1.7 %        | \$ 181,825        | 2.4 %        |
| Construction in progress         | 1,528,996            | 1,206,448            | 917,982             | 322,548           | 26.7         | 288,466           | 31.4         |
| Land                             | 951,101              | 951,869              | 924,181             | (768)             | (0.1)        | 27,688            | 3.0          |
| Furniture and equipment — net    | 148,067              | 164,177              | 184,788             | (16,110)          | (9.8)        | (20,611)          | (11.2)       |
| Buildings and improvements — net | 107,887              | 115,755              | 121,249             | (7,868)           | (6.8)        | (5,494)           | (4.5)        |
| Buildings — nondepreciable       | 82,687               | 68,753               | 68,753              | 13,934            | 20.3         | —                 | —            |
| Intangible assets — net          | 46,306               | 6,661                | 9,791               | 39,645            | 595.2        | (3,130)           | (32.0)       |
| Total capital assets — net       | <u>\$ 10,810,175</u> | <u>\$ 10,325,329</u> | <u>\$ 9,856,585</u> | <u>\$ 484,846</u> | <u>4.7 %</u> | <u>\$ 468,744</u> | <u>4.8 %</u> |

The increase in total capital assets – net, from fiscal year end 2017 to 2018 is primarily attributable to increases in construction in progress, infrastructure, and intangible assets – net. The increase in construction in progress represents additional expenditures for several ongoing expansions, widenings, and interchange projects, including ongoing widening of SR 821 (HEFT), other Mainline roadways, and Veterans Expressway, in addition to expenditures related to SunTrax, an autonomous vehicle test facility. The increase in infrastructure is primarily attributable to the completion of certain widenings and improvements, including portions of the Veterans Expressway and Mainline. The increase in intangible assets – net, represents the recognition of the Centralized Customer Service System, a new application for managing customer toll accounts.

The increase in total capital assets – net, from fiscal year end 2016 to 2017 is primarily attributable to increases in construction in progress and infrastructure, a result of expenditures for several ongoing expansions, widenings, and interchange projects, coupled with the completion of certain System roadway widenings and access projects.

Our financial statements present capital assets in two groups distinguished by whether the capital assets are subject to depreciation and amortization, or not. See *Note 4 – Capital Assets* to the financial statements.

The following table summarizes our major additions of capital assets for fiscal years ended June 30, 2018 and 2017:

**Table 3**  
**Major Capital Asset Additions**

|                                     | 2018              | 2017              |
|-------------------------------------|-------------------|-------------------|
| (in thousands)                      |                   |                   |
| Widening and capacity improvements  | \$ 281,937        | \$ 309,884        |
| Expansion projects                  | 30,725            | 46,134            |
| Interchange and access projects     | 82,587            | 75,198            |
| All-Electronic Tolling improvements | 50,158            | 24,288            |
| Total                               | <u>\$ 445,407</u> | <u>\$ 455,504</u> |



# MANAGEMENT'S DISCUSSION AND ANALYSIS

FISCAL YEARS ENDED JUNE 30, 2018 and 2017

## **Modified Approach for Reporting Infrastructure**

Governmental accounting and reporting standards permit an alternative to reporting depreciation for infrastructure assets known as the modified approach. For our highway system and improvements, we made the commitment to maintain and preserve these assets at condition level ratings equal to or greater than those established by the Department. As a result, we do not report depreciation expense for our highway system and improvements; rather, costs for both maintenance and preservation of infrastructure assets are expensed in the period incurred.

As detailed in the required supplementary information included after the notes to the financial statements, we exceeded our targeted infrastructure condition level ratings for the last several years. For fiscal years ending June 30, 2018 and 2017, we estimated we would need to spend \$170.4 million and \$103.8 million, respectively, for infrastructure maintenance and preservation, but expended \$130.4 million and \$123.1 million, respectively. Fluctuations occur from year to year between the amount spent to preserve and maintain the System and the estimated amount resulting from changes in the timing of work activities. Our overall maintenance condition rating is consistent from year to year.

## **Bonds Payable**

The long-term portion of bonds payable and a portion of current liabilities included in Table 1 consists of our outstanding bonds. See *Note 6 – Bonds Payable* to the financial statements.

We are authorized by Section 338.2275 of the Florida Statutes to have up to \$10.0 billion of outstanding bonds to fund approved projects. As of June 30, 2018, we have \$2.6 billion of outstanding bonds related to financing the construction of expansion projects and system improvements.

We issue bonds to fund expansion and improvement projects in accordance with our Debt Management Guidelines. Pursuant to these guidelines, we typically issue 30-year fixed-rate bonds. Bonds are issued to fund projects with an expected useful life not less than the term of the bonds. We do not issue bonds for operations and maintenance costs. Bonds are issued through the State Board of Administration (“SBA”), Division of Bond Finance, in accordance with Section 11(d), Article VII of the State Constitution. Bonds are only issued for projects included in our legislatively- approved Work Program (Section 339.135 (4), F.S.). Planned bond sales are included in the Department’s financially-balanced five-year finance plan and 36-month cash forecast. The resolution authorizing the issuance of bonds requires a debt service reserve be established in an amount as defined in the resolution. Our debt reserve was fully funded for fiscal years 2018 and 2017.

Our debt service coverage ratio was 3.27 and 3.25 for fiscal years 2018 and 2017, respectively. The high coverage is primarily due to increased net operating revenues available for debt service, as further discussed below, and exceeds the 1.2 minimum debt service coverage as required by the bond resolution.

## **Net Position**

The increase in our net position over the three preceding fiscal years was primarily due to positive annual operating results, as further discussed below.

We continue to invest our positive net operating revenues in capital assets, which are used to provide services to customers. Although our investment in capital assets is reported net of related debt, it should be noted that our revenues are utilized to repay this debt in accordance with the bond resolution.

A portion of our net position represents resources subject to bond covenants or other restrictions. Such funds are held to meet bond sinking fund, debt service reserve, and renewal and replacement requirements. The increase in restricted net position for the current fiscal year end is primarily due to the timing of renewal and replacement projects, while the change in restricted net position for the two preceding fiscal year ends is primarily due to changes in the debt service reserve requirement. See *Note 6 – Bonds Payable* to the financial statements.

Unrestricted net position represents residual amounts after all mandatory transfers have been made as required by bond covenants and other restrictions. Typically, unrestricted net position is used to fund capital improvements and to support our ongoing operations. The decrease in unrestricted net position for the current fiscal year end is primarily due to funding certain capital projects with existing cash, while the change in unrestricted net position for the two preceding fiscal year ends is primarily due to increases in annual net revenues.

# MANAGEMENT'S DISCUSSION AND ANALYSIS

## FISCAL YEARS ENDED JUNE 30, 2018 and 2017

The following table summarizes our revenues, expenses, and changes in net position for the three preceding fiscal years:

**Table 4**  
**Revenues, Expenses, and Changes in Net Position**

|                                    | For the Fiscal Year Ended June 30, |              |              | Change       |         | Change       |         |  |
|------------------------------------|------------------------------------|--------------|--------------|--------------|---------|--------------|---------|--|
|                                    | 2018                               | 2017         | 2016         | 2018 vs 2017 |         | 2017 vs 2016 |         |  |
| (in thousands)                     |                                    |              |              |              |         |              |         |  |
| Operating revenues:                |                                    |              |              |              |         |              |         |  |
| Toll facilities                    | \$ 1,017,303                       | \$ 1,008,420 | \$ 955,930   | \$ 8,883     | 0.9 %   | \$ 52,490    | 5.5 %   |  |
| Toll administrative charges        | 21,217                             | 20,229       | 16,993       | 988          | 4.9     | 3,236        | 19.0    |  |
| Concessions and other              | 25,209                             | 15,881       | 14,226       | 9,328        | 58.7    | 1,655        | 11.6    |  |
| Nonoperating revenues:             |                                    |              |              |              |         |              |         |  |
| Investment earnings (loss)         | 20,320                             | (1,942)      | 28,382       | 22,262       | 1,146.3 | (30,324)     | (106.8) |  |
| Interest subsidy                   | 5,551                              | 5,533        | 5,550        | 18           | 0.3     | (17)         | (0.3)   |  |
| Total revenues                     | 1,089,600                          | 1,048,121    | 1,021,081    | 41,479       | 4.0     | 27,040       | 2.6     |  |
| Expenses:                          |                                    |              |              |              |         |              |         |  |
| Operations and maintenance         | 220,887                            | 203,811      | 188,249      | 17,076       | 8.4     | 15,562       | 8.3     |  |
| Business development and marketing | 4,115                              | 4,387        | 4,209        | (272)        | (6.2)   | 178          | 4.2     |  |
| Renewals and replacements          | 77,251                             | 76,839       | 39,917       | 412          | 0.5     | 36,922       | 92.5    |  |
| Depreciation and amortization      | 47,362                             | 44,356       | 49,365       | 3,006        | 6.8     | (5,009)      | (10.1)  |  |
| Planning and development           | 41,556                             | 36,626       | 24,661       | 4,930        | 13.5    | 11,965       | 48.5    |  |
| Other nonoperating expenses — net  | 108,651                            | 71,904       | 101,503      | 36,747       | 51.1    | (29,599)     | (29.2)  |  |
| Total expenses                     | 499,822                            | 437,923      | 407,904      | 61,899       | 14.1    | 30,019       | 7.4     |  |
| Income before contributions        | 589,778                            | 610,198      | 613,177      | (20,420)     | (3.3)   | (2,979)      | (0.5)   |  |
| Capital contributions from others  | 12,241                             | 5,495        | 4,944        | 6,746        | 122.8   | 551          | 11.1    |  |
| Increase in net position           | 602,019                            | 615,693      | 618,121      | (13,674)     | (2.2)   | (2,428)      | (0.4)   |  |
| Net position:                      |                                    |              |              |              |         |              |         |  |
| Beginning                          | 8,607,789                          | 7,992,096    | 7,373,975    | 615,693      | 7.7     | 618,121      | 8.4     |  |
| Ending                             | \$ 9,209,808                       | \$ 8,607,789 | \$ 7,992,096 | \$ 602,019   | 7.0 %   | \$ 615,693   | 7.7 %   |  |

The increase in toll facilities revenues from 2017 to 2018 was primarily a result of toll indexing, as further discussed below, coupled with traffic growth, offset by an estimated \$44.6 million of toll suspensions in response to Hurricane Irma. An increase in concessions and other revenue also contributed to the increase in total revenues, primarily driven by new administrative fees charged to certain interoperable partners. The change in investment earnings is primarily due to the market valuation adjustment of investments. The increase in toll facilities revenues from 2016 to 2017 was primarily attributable to growth in toll transactions.

For fiscal years 2018 and 2017, toll transactions increased by approximately four percent and five percent, respectively. Expanded use of the interstate highway system and continued heavy flows of commuter traffic makes the Turnpike an attractive option to the motoring public in both rural and urban areas. Customers perceive the value of the System's well-maintained roadways and high level of service, which contributes to the growth in annual revenues.

Toll revenue reflects the impact of the implementation of Section 338.165(3), Florida Statutes, permitting the Department to index toll rates on existing toll facilities. As such, toll rates were indexed for fiscal years 2018 and 2016 as a result of changes in the annual Consumer Price Index ("CPI"). For fiscal year 2017, the change in the annual CPI was insignificant, and as such, toll rates were not indexed.

# MANAGEMENT'S DISCUSSION AND ANALYSIS

## FISCAL YEARS ENDED JUNE 30, 2018 and 2017

The increase in total expenses from 2017 to 2018 was primarily attributable to increased other nonoperating expenses – net and operations and maintenance expenses. Other nonoperating expenses – net increased primarily due to additional interest expense as a result of implementing Governmental Accounting Standards Board Statement No. 89, *Accounting for Interest Cost Incurred before the End of a Construction Period*, which disallows the capitalization of interest (see *Note 1 – Reporting Entity and Summary of Significant Accounting Policies* in the notes to the financial statements). The increase in operations and maintenance expense 2017 to 2018 is primarily due to certain nonrecurring charges, including non-capital start-up costs for our data processing systems, coupled with new transaction fees charged by certain interoperable partners. The increase in total expenses from 2016 to 2017 were primarily attributable to increased renewals and replacements costs, resulting from additional resurfacing activity and other non-routine preservation activities driven by the growth in traffic. Further, the increase in planning and development costs from 2016 to 2017 is primarily due to the impairment of construction costs previously capitalized and the need for additional planning and development activity as a result of significant traffic growth.

### ECONOMIC CONDITIONS AND OUTLOOK

Since 2010, Florida's economy has expanded at a steady pace. The key drivers for the improving economy are growth in jobs, population, and tourism. As a result, commuter, recreational, and commercial traffic are expected to continue to increase beyond fiscal year 2018.

We believe that fiscal year 2019 toll revenues will be more than sufficient to meet obligations for debt service, operating and maintenance costs, and the preservation of the System. The remaining revenues after the aforementioned costs will be utilized to fund our capital improvement program.

### REQUEST FOR INFORMATION

This financial report is designed to provide a general overview of our financial results and condition for those interested. Questions concerning any of the information provided in this report or requests for additional financial information should be addressed to the Chief Financial Officer, Florida's Turnpike System, P.O. Box 613069, Ocoee, Florida 34761, or by calling (407) 264-3998.

FLORIDA'S TURNPIKE SYSTEM  
DEPARTMENT OF TRANSPORTATION  
STATE OF FLORIDA

BALANCE SHEETS  
AS OF JUNE 30, 2018 AND 2017

|   |        | <u>2018</u>          | <u>2017</u>          |
|---|--------|----------------------|----------------------|
| (in thousands)  |        |                      |                      |
| <b>Assets and Deferred Outflows of Resources</b>                    |        |                      |                      |
| Current assets:   |        |                      |                      |
| Pooled cash and cash equivalents                                    | Note 2 | \$ 844,615           | \$ 965,075           |
| Accrued interest and accounts receivable                            |        | 8,190                | 7,572                |
| Due from governmental agencies                                      | Note 3 | 81,809               | 42,820               |
| Other current assets  |        | 6,779                | 5,302                |
| Total current assets  |        | <u>941,393</u>       | <u>1,020,769</u>     |
| Noncurrent assets:  |        |                      |                      |
| Restricted cash and cash equivalents                                | Note 2 | 215,087              | 44                   |
| Restricted investments  | Note 2 | —                    | 194,029              |
| Total restricted assets   |        | <u>215,087</u>       | <u>194,073</u>       |
| Nondepreciable capital assets                                       | Note 4 | 10,507,915           | 10,038,736           |
| Depreciable capital assets — net                                    | Note 4 | 302,260              | 286,593              |
| Service concession arrangement receivable                           | Note 8 | 77,317               | 79,349               |
| Total noncurrent assets   |        | <u>11,102,579</u>    | <u>10,598,751</u>    |
| Total assets  |        | <u>12,043,972</u>    | <u>11,619,520</u>    |
| Deferred outflows of resources                                      | Note 5 | 26,492               | 29,691               |
| Total assets and deferred outflows of resources                     |        | <u>\$ 12,070,464</u> | <u>\$ 11,649,211</u> |
| <b>Liabilities, Deferred Inflows of Resources, and Net Position</b> |        |                      |                      |
| Current liabilities:  |        |                      |                      |
| Construction contracts and retainage payable                        |        | \$ 72,719            | \$ 64,234            |
| Current portion of bonds payable                                    | Note 6 | 141,130              | 140,640              |
| Due to governmental agencies — current portion                      | Note 3 | 34,099               | 31,828               |
| Unearned revenue and other current liabilities                      |        | 2,923                | 12,603               |
| Total current liabilities   |        | <u>250,871</u>       | <u>249,305</u>       |
| Noncurrent liabilities:   |        |                      |                      |
| Long-term portion of bonds payable — net of premiums                | Note 6 | 2,433,370            | 2,619,726            |
| Due to governmental agencies — less current portion                 | Note 3 | 27,682               | 32,400               |
| Unearned revenue and other noncurrent liabilities                   |        | 351                  | 401                  |
| Total noncurrent liabilities  |        | <u>2,461,403</u>     | <u>2,652,527</u>     |
| Total liabilities   |        | <u>2,712,274</u>     | <u>2,901,832</u>     |
| Deferred inflows of resources                                       | Note 8 | 148,382              | 139,590              |
| Net position:   |        |                      |                      |
| Net investment in capital assets                                    |        | 8,202,492            | 7,551,130            |
| Restricted for debt service   |        | 88,639               | 93,660               |
| Restricted for renewal and replacement                              |        | 36,537               | -                    |
| Unrestricted  |        | 882,140              | 962,999              |
| Total net position  |        | <u>9,209,808</u>     | <u>8,607,789</u>     |
| Total liabilities, deferred inflows of resources, and net position  |        | <u>\$ 12,070,464</u> | <u>\$ 11,649,211</u> |

The accompanying notes are an integral part of these financial statements.

FLORIDA'S TURNPIKE SYSTEM  
DEPARTMENT OF TRANSPORTATION  
STATE OF FLORIDA

STATEMENTS OF REVENUES, EXPENSES, AND CHANGES IN NET POSITION  
FISCAL YEARS ENDED JUNE 30, 2018 AND 2017

| (in thousands)                     | <u>2018</u>         | <u>2017</u>         |
|------------------------------------|---------------------|---------------------|
| Operating revenues:                |                     |                     |
| Toll facilities                    | \$ 1,017,303        | \$ 1,008,420        |
| Toll administrative charges        | 21,217              | 20,229              |
| Concessions and other              | 25,209              | 15,881              |
| Total operating revenues           | <u>1,063,729</u>    | <u>1,044,530</u>    |
| Operating expenses:                |                     |                     |
| Operations and maintenance         | 220,887             | 203,811             |
| Business development and marketing | 4,115               | 4,387               |
| Renewals and replacements          | 77,251              | 76,839              |
| Depreciation and amortization      | 47,362              | 44,356              |
| Planning and development           | 41,556              | 36,626              |
| Total operating expenses           | <u>391,171</u>      | <u>366,019</u>      |
| Operating income                   | <u>672,558</u>      | <u>678,511</u>      |
| Nonoperating revenues (expenses):  |                     |                     |
| Investment (loss) earnings         | 20,320              | (1,942)             |
| Interest subsidy                   | Note 6<br>5,551     | 5,533               |
| Interest expense                   | Note 4<br>(97,798)  | (71,587)            |
| Other — net                        | (10,853)            | (317)               |
| Total nonoperating expenses — net  | <u>(82,780)</u>     | <u>(68,313)</u>     |
| Income before contributions        | 589,778             | 610,198             |
| Capital contributions from others  | 12,241              | 5,495               |
| Increase in net position           | <u>602,019</u>      | <u>615,693</u>      |
| Net position:                      |                     |                     |
| Beginning of year                  | 8,607,789           | 7,992,096           |
| End of year                        | <u>\$ 9,209,808</u> | <u>\$ 8,607,789</u> |

The accompanying notes are an integral part of these financial statements.

FLORIDA'S TURNPIKE SYSTEM  
DEPARTMENT OF TRANSPORTATION  
STATE OF FLORIDA

STATEMENTS OF CASH FLOWS  
FISCAL YEARS ENDED JUNE 30, 2018 AND 2017

| (in thousands)   | <u>2018</u>         | <u>2017</u>       |
|--|---------------------|-------------------|
| <b>Operating activities:</b>   |                     |                   |
| Cash received from customers   | \$ 998,974          | \$ 1,024,615      |
| Cash payments to suppliers for goods and services                                | (320,292)           | (298,413)         |
| Cash payments for personnel  | (20,189)            | (18,782)          |
| Other operating receipts   | 23,110              | 14,455            |
| Net cash provided by operating activities  | <u>681,603</u>      | <u>721,875</u>    |
| <b>Noncapital financing activities:</b>  |                     |                   |
| Payments to governmental agencies  | -                   | (68,827)          |
| Contributions to governmental agencies   | (2,626)             | (1,760)           |
| Net cash used in noncapital financing activities                                 | <u>(2,626)</u>      | <u>(70,587)</u>   |
| <b>Capital and related financing activities:</b>                                 |                     |                   |
| Proceeds from the issuance of revenue bonds                                      | 147,982             | 161,105           |
| Contributions from other governmental agencies                                   | -                   | 12,930            |
| Receipts from 2009B Build America Bonds interest subsidy                         | 5,551               | 5,533             |
| Proceeds from the sale of capital assets   | 7,481               | 421               |
| Payments for the acquisition or construction of capital assets                   | (520,476)           | (487,899)         |
| Payments for refunding of revenue bonds  | (166,448)           | (162,110)         |
| Principal paid on revenue bond maturities  | (140,640)           | (133,590)         |
| Interest paid on revenue bonds   | (121,359)           | (129,337)         |
| Repayments for advances from governmental agencies                               | (4,718)             | (4,717)           |
| Payments for bond issuance costs   | (354)               | (375)             |
| Net cash used in capital and related financing activities                        | <u>(792,981)</u>    | <u>(738,039)</u>  |
| <b>Investing activities:</b>   |                     |                   |
| Proceeds from the sale or maturity of investments                                | 1,379,522           | 723,585           |
| Interest received  | 18,363              | 19,006            |
| Purchase of investments  | (1,185,493)         | (696,508)         |
| Fair value adjustment on cash equivalents  | (3,805)             | (20,163)          |
| Net cash provided by investing activities  | <u>208,587</u>      | <u>25,920</u>     |
| Net increase (decrease) in restricted and unrestricted cash and cash equivalents | 94,583              | (60,831)          |
| <b>Restricted and unrestricted cash and cash equivalents:</b>                    |                     |                   |
| Beginning of year  | 965,119             | 1,025,950         |
| End of year  | <u>\$ 1,059,702</u> | <u>\$ 965,119</u> |

(Continued)

FLORIDA'S TURNPIKE SYSTEM  
DEPARTMENT OF TRANSPORTATION  
STATE OF FLORIDA

STATEMENTS OF CASH FLOWS  
FISCAL YEARS ENDED JUNE 30, 2018 AND 2017

| (in thousands)   | <u>2018</u>        | <u>2017</u>        |
|--|--------------------|--------------------|
| Reconciliation of operating income to net cash provided by operating activities:         |                    |                    |
| Operating income   | \$ 672,558         | \$ 678,511         |
| Adjustments:   |                    |                    |
| Depreciation and amortization expense  | 47,362             | 44,356             |
| Impairment of capital assets   | -                  | 10,408             |
| Other noncash adjustments  | (3,078)            | (2,342)            |
| Change in:   |                    |                    |
| Accrued interest and accounts receivable   | (510)              | (6,767)            |
| Due from governmental agencies   | (39,437)           | (764)              |
| Other current assets   | (1,477)            | (3,626)            |
| Construction contracts and retainage payable   | 3,912              | 1,385              |
| Due to governmental agencies   | 2,271              | 732                |
| Unearned revenue and other current liabilities   | 2                  | (18)               |
| Net cash provided by operating activities  | <u>\$ 681,603</u>  | <u>\$ 721,875</u>  |
| Supplemental schedule of noncash investing and capital and related financing activities: |                    |                    |
| Bond premium amortization, net   | <u>\$ (27,653)</u> | <u>\$ (29,422)</u> |
| Amortization of deferred losses on early retirement of debt                              | <u>\$ 4,092</u>    | <u>\$ 5,555</u>    |
| Deferred (loss) gain and net bond premiums due to refunding                              | <u>\$ (3,401)</u>  | <u>\$ 1,673</u>    |
| Loss on disposal of capital assets   | <u>\$ 6,362</u>    | <u>\$ 1,490</u>    |
| Capital asset contributions in deferred inflows of resources                             | <u>\$ 15,320</u>   | <u>\$ -</u>        |
| Purchases of capital assets in current and other liabilities                             | <u>\$ 62,535</u>   | <u>\$ 57,972</u>   |
| Capitalized interest   | <u>\$ -</u>        | <u>\$ 33,879</u>   |
| Noncash contributions received for capital projects                                      | <u>\$ 5,706</u>    | <u>\$ 5,244</u>    |

The accompanying notes are an integral part of these financial statements.

FLORIDA'S TURNPIKE SYSTEM  
DEPARTMENT OF TRANSPORTATION  
STATE OF FLORIDA

INDEX OF NOTES TO THE FINANCIAL STATEMENTS  
FISCAL YEARS ENDED JUNE 30, 2018 AND 2017

---

|  | <b>Page</b> |
|--|-------------|
| 1. Reporting Entity and Summary of Significant Accounting Policies | 14          |
| 2. Cash and Cash Equivalents and Investments                       | 17          |
| 3. Due From/To Governmental Agencies                               | 20          |
| 4. Capital Assets  | 22          |
| 5. Deferred Outflows of Resources                                  | 23          |
| 6. Bonds Payable   | 24          |
| 7. Changes in Noncurrent Liabilities                               | 26          |
| 8. Deferred Inflows of Resources                                   | 26          |
| 9. Employee Benefits   | 27          |
| 10. Commitments and Contingencies                                  | 29          |
| 11. Pollution Remediation  | 29          |



FLORIDA'S TURNPIKE SYSTEM  
DEPARTMENT OF TRANSPORTATION  
STATE OF FLORIDA

NOTES TO THE FINANCIAL STATEMENTS  
FISCAL YEARS ENDED JUNE 30, 2018 and 2017  
(dollar amounts presented in thousands (\$000) unless otherwise noted)

**1. REPORTING ENTITY AND SUMMARY OF SIGNIFICANT ACCOUNTING POLICIES**

Florida's Turnpike System (the "System") is part of the Florida Department of Transportation (the "Department"), which is an agency of the State of Florida (the "State"). The Department is responsible for cash management and other administrative and financial matters on behalf of the System. The System's financial statements for fiscal years 2018 and 2017 contained herein include only the accounts and transactions of the System and do not include any other accounts and transactions of the Department or the State. The System is presented as an enterprise fund in the Comprehensive Annual Financial Report ("CAFR") of the State.

**Basis of Accounting**

The accompanying financial statements have been prepared in conformity with accounting principles generally accepted in the United States of America ("GAAP") as prescribed by the Governmental Accounting Standards Board ("GASB"). The operations of the System are accounted for on an accrual basis in order to recognize the flow of economic resources. Under the accrual basis, revenues are recognized when earned and expenses are recognized when incurred.

**Cash and Cash Equivalents**

Investments with a maturity of three months or less at the time of purchase are considered to be cash equivalents. Included within this category are repurchase agreements held by the State Board of Administration ("SBA") and cash deposited in the State's general pool of investments, which are reported at fair value. See *Note 2 – Cash and Cash Equivalents and Investments*.

**Investments**

Investments are stated at fair value with the exception of certain nonparticipating contracts, such as repurchase agreements, which are reported at cost. Fair value is defined by GASB Statement No. 72, *Fair Value Measurement and Application*, as the price that would be received to sell an asset or paid to transfer a liability in an orderly transaction between market participants at the measurement date. The fair value hierarchy categorizes the valuation technique inputs into three levels, as follows: Level 1 — unadjusted quoted prices for identical assets or liabilities in active markets that a government can access at the measurement date; Level 2 — quoted prices other than those included within Level 1 and other inputs that are observable for an asset or liability, either directly or indirectly; and Level 3 — unobservable inputs for an asset or liability. See *Note 2 – Cash and Cash Equivalents and Investments*.

**Accrued Interest and Accounts Receivable**

Accounts receivable included in the accrued interest and accounts receivable line item are reported at net realizable value and are primarily comprised of the short-term portion of a service concession arrangement receivable. See *Note 8 – Deferred Inflows of Resources*.

**Due from Governmental Agencies**

Amounts due from governmental agencies are primarily comprised of toll transactions not yet collected on. See *Note 3 – Due from/to Governmental Agencies*.

**Other Current Assets**

Other current assets are primarily comprised of toll equipment parts for use in toll lanes, as well as inventory of toll transponders that are valued at the lower of cost or market using the first-in-first-out method.

**Capital Assets**

Capital assets are recorded at historical cost, except for contributed assets received from entities other than the State, which are recorded at acquisition value at the date of contribution. Construction in progress generally consists of project costs for capital assets not yet placed in service. See *Note 4 – Capital Assets*.

# NOTES TO THE FINANCIAL STATEMENTS

FISCAL YEARS ENDED JUNE 30, 2018 and 2017

(dollar amounts presented in thousands (\$000) unless otherwise noted)

Costs for maintenance and repairs are expensed as incurred. The System's capitalization level is one-thousand dollars for tangible assets and five hundred thousand dollars for intangible assets. Depreciation and amortization are charged on a straight-line basis over useful lives ranging from fifteen to thirty years for buildings and improvements, three to ten years for furniture and equipment and three to fifteen years for intangible assets.

The System has elected to use the modified approach for reporting infrastructure. As such, our highway system improvements are not depreciated. Buildings constructed or acquired meeting the criteria of a Service Concession Arrangement ("SCA") are also not depreciated. See *Note 8 – Deferred Inflows of Resources*. Under the System's policy of accounting for toll facilities, property costs represent a historical accumulation of costs expended to acquire right-of-way and to construct, improve, and place in operation the various projects and related facilities. Acquisition costs also include the costs of improvements that increase the capacity or efficiency of existing infrastructure and certain overhead amounts incurred during the construction phase. Subsequent betterments are capitalized. All such costs are not reduced for subsequent replacements, as replacements are considered to be period costs and are included in renewals and replacements. These policies are consistent with practices followed by similar entities within the toll bridge, turnpike, and tunnel industry and with the modified approach for reporting infrastructure assets pursuant to GASB Statement No. 34, *Basic Financial Statements — and Management's Discussion and Analysis — for State and Local Governments* ("GASB 34").

The modified approach is an alternative to reporting depreciation of infrastructure capital assets, provided that two requirements are met. The System meets the requirements by utilizing an asset management system and disclosing and documenting that infrastructure is preserved at or above an established condition rating.

Depreciation expense is not reported for infrastructure assets and amounts are not capitalized in connection with improvements that lengthen the lives of such assets, unless the improvements also increase their service potential. Rather, costs for both maintenance and preservation of infrastructure capital assets are expensed in the period incurred. The System relies on the Department to maintain an asset management system that has an up-to-date inventory of System infrastructure assets and that performs condition assessments of those assets, summarizing the results using a measurement scale. Using these results, System management estimates the annual amount to maintain and preserve its infrastructure at a condition level established and disclosed by the System. The information required by GASB 34 is presented in the required supplementary information included after the notes to the financial statements.

The System's management periodically reviews its capital assets and considers impairment whenever indicators of impairment are present, such as when the decline in service utility of the capital asset is large in magnitude and the event or change in circumstance is outside the normal life cycle of the capital asset.

## **Restricted Assets**

Certain assets are required to be segregated from other assets due to various bond indenture provisions. These assets are legally restricted for specific purposes, such as construction, renewals and replacements, and debt service.

## **Bond Premiums and Discounts**

Bond premiums and discounts are deferred and amortized over the term of the bonds using the effective interest method. See *Note 6 – Bonds Payable*.

## **Deferred Inflows and Outflows of Resources**

Deferred outflows of resources represent a consumption of net position that applies to future periods and will not be recognized as an outflow of resources until that time. Likewise, deferred inflows of resources represent an acquisition of net position that applies to future periods and will not be recognized as an inflow of resources until that time. See *Note 5 – Deferred Outflows of Resources* and *Note 8 – Deferred Inflows of Resources*.

# NOTES TO THE FINANCIAL STATEMENTS

FISCAL YEARS ENDED JUNE 30, 2018 and 2017

(dollar amounts presented in thousands (\$000) unless otherwise noted)

## **Net Position**

Net position is comprised of three components: (1) Net investment in capital assets consists of capital assets, net of accumulated depreciation and amortization, and capital-related deferred outflows of resources, reduced by capital-related borrowings and deferred inflows of resources. (2) Restricted net position is comprised of assets restricted for debt service, net of related liabilities, and assets restricted for renewal and replacement. It is the System's policy to first use restricted assets when an expense is incurred for purposes for which both restricted and unrestricted assets are available. (3) Unrestricted net position consists of net assets that have no restrictions regarding their use.

## **Operating Revenues and Expenses**

Enterprise funds distinguish operating revenues and expenses from nonoperating items. Operating revenues and expenses generally result from providing services and delivering goods in connection with the fund's principal ongoing operations. The principal operating revenues of the System are toll collections, toll administrative charges, transaction fees charged to certain interoperable partners, and concession revenue. Operating expenses consist primarily of operations and maintenance charges, including transaction fees charged by certain interoperable partners, renewal and replacement costs, planning and development costs, business development and marketing costs, and depreciation and amortization on certain capital assets. All revenues and expenses not meeting these definitions are recorded as nonoperating revenues and expenses, and primarily consists of investment (loss) earnings and interest expense.

Effective June 11, 2018, the Department outsourced its electronic toll account management and invoicing to a third-party vendor ("Vendor"). Under the contract, the Vendor is to provide services related to the processing and billing of transactions, as well as customer account management, including all inbound and outbound customer communication. Additionally, the Vendor is responsible for leasing, outfitting, and staffing the facilities needed to perform the required services. The initial contract terms end on November 15, 2022, with an option to renew for an additional six years.

## **Capital Contributions from Others**

Amounts included in capital contributions from others represent contributions to the System to support road construction and other capital projects. Such contributions are presented separately, after nonoperating revenues in the accompanying financial statements.

## **Use of Estimates**

The preparation of financial statements in conformity with GAAP requires management to make estimates and assumptions that affect the reported amounts of assets, deferred outflows, liabilities, deferred inflows, and changes therein, as well as disclosure of contingent assets and liabilities at the date of the financial statements and the reported amounts of revenue and expenses during the reporting period. Actual results could differ from those estimates.

## **Reclassifications**

In the current year, the fair value adjustment on cash equivalents was segregated from the purchase of investments in the investing activities section of the Statements of Cash Flows; accordingly, certain amounts in the prior year Statements of Cash Flows have been reclassified.

## **Recently Adopted Accounting Pronouncements**

In June 2018, the GASB issued Statement No. 89, *Accounting for Interest Cost Incurred before the End of a Construction Period* ("GASB 89") in an effort to enhance the relevance and comparability of information about capital assets and the cost of borrowing for a reporting period and to simplify accounting for certain interest costs. As detailed in GASB 89, in financial statements prepared using the economic resources measurement focus, interest cost incurred before the end of a construction period should be recognized as an expense in the period in which the cost is incurred. Such interest cost should not be capitalized as part of the historical cost of a capital asset. The requirements of GASB 89 are effective for reporting periods beginning after December 15, 2019, with earlier application encouraged. The System elected to adopt GASB 89 effective July 1, 2017, and as such, no capitalized interest has been recorded for the year ended June 30, 2018.

No pronouncements issued but not adopted are expected to have an impact on the System's financial statements.

# NOTES TO THE FINANCIAL STATEMENTS

FISCAL YEARS ENDED JUNE 30, 2018 and 2017

(dollar amounts presented in thousands (\$000) unless otherwise noted)

## 2. CASH AND CASH EQUIVALENTS AND INVESTMENTS

The System's deposit and investment practices are governed by Chapter 280, Florida Statutes, Section 17.57 and Section 215.47, as well as various legal covenants related to outstanding bonds.

Florida Statutes generally require public funds to be deposited in a bank or savings association that is designated by the State Chief Financial Officer ("State CFO") as authorized to receive deposits, and that meets the collateral requirements. The State CFO determines the collateral requirements and collateral pledging level for each Qualified Public Depository ("QPD") following guidelines outlined in Chapter 69C 2, Florida Administrative Code ("FAC"), and Section 280.04, Florida Statutes. The State CFO is directed by the FAC to review the "Public Depository Monthly Reports" and continually monitor the collateral pledging level(s), as well as required collateral of each QPD.

Eligible collateral includes federal, federally-guaranteed, and state and local government obligations, as well as corporate bonds, letters of credit issued by a Federal Home Loan Bank, and with the State CFO's permission, collateralized mortgage obligations, real estate mortgage investment conduits and securities, or other interests in any open-end management investment company registered under the Investment Company Act of 1940, provided the portfolio of such investment company is limited to direct obligations of the United States ("U.S.") government and to repurchase agreements fully collateralized by such direct obligations of the U.S. government, provided such investment company takes delivery of such collateral either directly or through an authorized custodian. Florida Statutes provide that if a loss to public depositors is not covered by (1) deposit insurance, (2) letters of credit, and (3) proceeds from the sale of collateral pledged or deposited by the defaulting depository, the difference will be provided by an assessment levied against other QPDs.

The System deposits monies in the State's general pool of investments. Under Florida Statutes, the State CFO is provided with the powers and duties concerning the investment of certain funds and specifies acceptable investments. The State CFO pools deposited monies from all departments in the State Treasury. The State Treasury, in turn, keeps these funds fully invested to maximize interest earnings. Authorized investment types include certificates of deposit, direct obligations of the U.S. Treasury, obligations of federal agencies, asset-backed or mortgage-backed securities, commercial paper, bankers' acceptances, medium-term corporate obligations, repurchase agreements, reverse repurchase agreements, commingled and mutual funds, obligations of state and local governments, derivatives, put and call options, negotiable certificates of deposit and convertible debt obligations of any corporation domiciled within the U.S. and, subject to certain rating conditions, foreign bonds denominated in U.S. dollars and registered with the Securities and Exchange Commission.

# NOTES TO THE FINANCIAL STATEMENTS

FISCAL YEARS ENDED JUNE 30, 2018 and 2017

(dollar amounts presented in thousands (\$000) unless otherwise noted)

The System's cash and cash equivalents and investments are summarized as follows:

|                                      | As of June 30, 2018 |                                 |                      |  |  |              |
|--------------------------------------|---------------------|---------------------------------|----------------------|--|--|--------------|
|                                      | Cash on deposit     | Cash held by the State Treasury | Cash held by the SBA | U.S. government securities held by the SBA | Pooled investments with the State Treasury | Total        |
| Pooled cash and cash equivalents     | \$ 2,922            | \$ 9,632                        | \$ 7                 | \$ 49,781                                  | \$ 782,273                                 | \$ 844,615   |
| Restricted cash and cash equivalents | —                   | —                               | 2,828                | 175,722                                    | 36,537                                     | 215,087      |
| Totals                               | \$ 2,922            | \$ 9,632                        | \$ 2,835             | \$ 225,503                                 | \$ 818,810                                 | \$ 1,059,702 |

|                                      | As of June 30, 2017 |                                 |                      |  |  |              |
|--------------------------------------|---------------------|---------------------------------|----------------------|--|--|--------------|
|                                      | Cash on deposit     | Cash held by the State Treasury | Cash held by the SBA | U.S. government securities held by the SBA | Pooled investments with the State Treasury | Total        |
| Pooled cash and cash equivalents     | \$ 2,657            | \$ 2,642                        | \$ 7                 | \$ 81,907                                  | \$ 877,862                                 | \$ 965,075   |
| Restricted cash and cash equivalents | —                   | —                               | 44                   | —  | —  | 44           |
| Restricted investments               | —                   | —                               | —                    | 194,029                                    | —  | 194,029      |
| Totals                               | \$ 2,657            | \$ 2,642                        | \$ 51                | \$ 275,936                                 | \$ 877,862                                 | \$ 1,159,148 |

For the years ended June 30, 2018 and 2017, the bank balance for cash on deposit was \$2,116 and \$2,079, respectively, all of which was insured by the Federal Deposit Insurance Corporation ("FDIC") or collateralized pursuant to Chapter 280, Florida Statutes.

As of June 30, 2018 and 2017, U.S. government securities held by the SBA are classified as level 1 investments under the fair value hierarchy. Pooled investments with the State Treasury, which are included in cash and cash equivalents, are based on the net asset value of the pool. No allocation is made as to the System's share of the types of investments or their level classification. These investments are liquid and the System can make deposits or draw on them as needed. Further information on the type of investments held by the State Treasury is disclosed in the notes of the State CAFR.

As of June 30, 2017, the System's restricted investments consisted of U.S. Treasury Notes held by the SBA. As of June 30, 2108, the System has no restricted investments. Further information may be obtained from the Chief Operating Officer — Finance and Accounting, State Board of Administration of Florida, 1801 Hermitage Boulevard, Suite 100, Tallahassee, Florida 32308, or by calling (850) 488-4406.

## **Credit Risk**

Credit risk exists when there is a possibility that the issuer or other counterparty to an investment may be unable to fulfill its obligations. GASB Statement No. 40, *Deposit and Investment Risk Disclosures — an Amendment of GASB Statement No. 3* ("GASB 40"), requires the disclosure of nationally-recognized credit quality ratings of investments in debt securities, as well as investments in external investment pools, money market funds, bond mutual funds, and other pooled investments of fixed-income securities existing at year end, such as Standard & Poor's Ratings Services, Moody's Investors Service, or Fitch Ratings. Excluded from such disclosure requirements are U.S. government obligations and obligations explicitly guaranteed by the U.S. government, since those investments are deemed to have no exposure to credit risk.

The Florida Treasury Investment Pool is rated by Standard & Poor's Ratings Services. The rating at June 30, 2018 and 2017 was A+f.

# NOTES TO THE FINANCIAL STATEMENTS

FISCAL YEARS ENDED JUNE 30, 2018 and 2017

(dollar amounts presented in thousands (\$000) unless otherwise noted)

## **Custodial Credit Risk**

Custodial credit risk for deposits exists when, in the event of the failure of a depository financial institution, a government may be unable to recover deposits or recover collateral securities that are in possession of an outside party. Custodial credit risk for investments exists when, in the event of the failure of the counterparty to a transaction, a government may be unable to recover the value of the investment or collateral securities that are in the possession of an outside party. The State's policies regarding controls and safeguards over custodial credit risk can be found in the State's CAFR. The SBA's custodial credit risk policy states that custodial credit risk will be minimized through the use of trust accounts maintained at top-tier third party custodian banks. To the extent possible, negotiated trust and custody contracts require that all deposits, investments, and collateral be held in accounts in the SBA's name apart from the assets of the custodian banks.

## **Concentration of Credit Risk**

Increased risk of loss occurs as more investments are acquired from one issuer (i.e., lack of diversification). This results in a concentration of credit risk. GASB 40 requires disclosures of investments by amount and issuer for any issuer that represents five percent or more of total investments. This requirement does not apply to investments issued or explicitly guaranteed by the U.S. government or investments in external investment pools, such as those that the System makes through the SBA or the State's general pool of investments.

## **Foreign Currency Risk**

Foreign currency risk exists when there is a possibility that changes in exchange rates could adversely affect an investment's or deposit's fair value. GASB 40 requires disclosures of value in U.S. dollars by foreign currency denomination and by investment type for investments denominated in foreign currencies. The State's policies regarding controls and safeguards over foreign currency risk can be found in the State's CAFR. For the years ended June 30, 2018 and 2017, the System was not exposed to any foreign currency risks.

## **Interest Rate Risk**

Interest rate risk exists when there is a possibility that changes in interest rates could adversely affect an investment's fair value. Through its investment policy, the State Treasury manages its exposure to interest rate risk by limiting either the maturities or durations of the various investment strategies used for the investment pool. In addition, interest rate risk exposure, in some cases, is managed by limiting the maximum weighted average maturity gap. The maximum weighted average maturity gap is defined as the difference between the weighted average days to maturity of the portfolio minus the weighted average days to maturity of the liabilities. The SBA manages its exposure to interest rate risk through various investment policies. As of June 30, 2018 and 2017, the System's investments mature in less than one year. Additional information pertaining to the maturities of investments held by the State Treasury and SBA, as well as information regarding interest rate risk, can be found in the State's CAFR.

# NOTES TO THE FINANCIAL STATEMENTS

FISCAL YEARS ENDED JUNE 30, 2018 and 2017

(dollar amounts presented in thousands (\$000) unless otherwise noted)

## 3. DUE FROM/TO GOVERNMENTAL AGENCIES

The System enters into various agreements with the Department and other governmental agencies in the regular course of operations. At June 30, 2018 and 2017, amounts due from/to governmental agencies consisted of the following:

|   | <u>2018</u>      | <u>2017</u>      |
|---|------------------|------------------|
| Due from governmental agencies:                                   |                  |                  |
| Due from the Department <sup>(a)</sup>                            | \$ 79,870        | \$ 40,324        |
| Due from the Department of Financial Services <sup>(b)</sup>      | 1,826            | 2,359            |
| Due from other governments  | 113              | 137              |
| Total due from governmental agencies                              | <u>\$ 81,809</u> | <u>\$ 42,820</u> |
| Due to governmental agencies:                                     |                  |                  |
| June operations, maintenance, in-house and overhead reimbursement | \$ 29,264        | \$ 26,989        |
| State Infrastructure Bank loans <sup>(c)</sup>                    | 29,400           | 32,617           |
| State Transportation Trust Fund <sup>(d)</sup>                    | 3,000            | 4,500            |
| Due to other governments  | 117              | 122              |
| Total due to governmental agencies                                | <u>61,781</u>    | <u>64,228</u>    |
| Less current portion  | <u>(34,099)</u>  | <u>(31,828)</u>  |
| Total due to governmental agencies — less current portion         | <u>\$ 27,682</u> | <u>\$ 32,400</u> |

(a) Amounts due from the Department were primarily comprised of toll revenue collected from customers and held in a Department fund at year end. The amounts were remitted to the System subsequent to the respective year ends.

(b) Amounts due from the Department of Financial Services (“DFS”) are attributable to escrow deposits held by DFS on behalf of local governments and organizations to fund certain construction costs. Pursuant to the agreement between the System and the local governments, the System is required to incur the construction costs before the deposits are released from escrow.

(c) State Infrastructure Bank (“SIB”) loans were established in 1997 as a pilot program for eight states, which allows those states to capitalize the SIB loans with up to 10% of their Federal Highway apportionments. The SIB acts as a revolving fund to provide assistance in the form of interest free loans, credit enhancements, capital reserves, subsidized interest rates, or to provide other debt financing security. In fiscal year 2005, the System received the last advance for Seminole Expressway, Project 2, with the balance due in installments through 2026. A SIB loan is also being utilized for interest cost subsidies, which will be fully repaid by fiscal year 2034. The repayment of these loans is subordinate to the repayment of bonded debt.

(d) In the spring of 2012, Senate Bill 1998 repealed the Toll Facility Revolving Trust Fund (“TFRTF”) and transferred the funds and future revenues to the State Transportation Trust Fund (“STTF”). This loan will be fully repaid by 2020 from the System’s general reserve fund.

# NOTES TO THE FINANCIAL STATEMENTS

FISCAL YEARS ENDED JUNE 30, 2018 and 2017

(dollar amounts presented in thousands (\$000) unless otherwise noted)

The following table presents maturities of SIB and STTF loans at June 30, 2018:

|            |    |               |
|------------|----|---------------|
| 2019       | \$ | 4,718         |
| 2020       |    | 4,717         |
| 2021       |    | 3,218         |
| 2022       |    | 3,218         |
| 2023       |    | 3,218         |
| 2024-2028  |    | 9,263         |
| 2029-2033  |    | 3,680         |
| Thereafter |    | 368           |
| Total      | \$ | <u>32,400</u> |

## **Payments and Reimbursements to the Department**

Transactions between the System and other funds of the Department consist of reimbursements made by the System to the Department. Reimbursements include amounts arising from the use of Department personnel, equipment and materials, and charges incurred from independent suppliers and contractors who are paid directly by the Department on behalf of the System. For the years ended June 30, 2018 and 2017, the System made reimbursements to the Department of \$214,538 and \$202,863, respectively.



# NOTES TO THE FINANCIAL STATEMENTS

FISCAL YEARS ENDED JUNE 30, 2018 and 2017

(dollar amounts presented in thousands (\$000) unless otherwise noted)

## 4. CAPITAL ASSETS

Changes in the System's capital assets for fiscal years ended June 30, 2018 and 2017 are shown below:

|  | As of June 30, 2018 |              |            |             |                |
|--|---------------------|--------------|------------|-------------|----------------|
|  | Beginning Balance   | Transfers    | Additions  | Retirements | Ending Balance |
| <b>Nondepreciable capital assets:</b>    |                     |              |            |             |                |
| Construction in progress                 | \$ 1,206,448        | \$ (175,981) | \$ 498,529 | \$ —        | \$ 1,528,996   |
| Land                                     | 951,869             | —            | 10,821     | (11,589)    | 951,101        |
| Buildings                                | 68,753              | —            | 13,934     | —           | 82,687         |
| Infrastructure                           | 7,811,666           | 118,232      | 15,233     | —           | 7,945,131      |
| Total nondepreciable capital assets      | 10,038,736          | (57,749)     | 538,517    | (11,589)    | 10,507,915     |
| <b>Depreciable capital assets:</b>       |                     |              |            |             |                |
| Buildings and improvements               | 242,614             | 1,057        | 935        | (9,605)     | 235,001        |
| Furniture and equipment                  | 309,499             | 14,797       | 6,493      | (12,358)    | 318,431        |
| Intangible assets                        | 54,359              | 41,895       | 415        | —           | 96,669         |
| Total depreciable capital assets — gross | 606,472             | 57,749       | 7,843      | (21,963)    | 650,101        |
| Less accumulated depreciation:           |                     |              |            |             |                |
| Buildings and improvements               | (126,859)           | —            | (8,332)    | 8,077       | (127,114)      |
| Furniture and equipment                  | (145,322)           | —            | (36,365)   | 11,323      | (170,364)      |
| Intangible assets                        | (47,698)            | —            | (2,665)    | —           | (50,363)       |
| Total accumulated depreciation           | (319,879)           | —            | (47,362)   | 19,400      | (347,841)      |
| Total depreciable capital assets — net   | 286,593             | 57,749       | (39,519)   | (2,563)     | 302,260        |
| Total capital assets                     | \$ 10,325,329       | \$ —         | \$ 498,998 | \$ (14,152) | \$ 10,810,175  |
| <b>As of June 30, 2017</b>               |                     |              |            |             |                |
|  | Beginning Balance   | Transfers    | Additions  | Retirements | Ending Balance |
| <b>Nondepreciable capital assets:</b>    |                     |              |            |             |                |
| Construction in progress                 | \$ 917,982          | \$ (180,532) | \$ 480,030 | \$ (11,032) | \$ 1,206,448   |
| Land                                     | 924,181             | (6,281)      | 34,778     | (809)       | 951,869        |
| Buildings                                | 68,753              | —            | —          | —           | 68,753         |
| Infrastructure                           | 7,629,841           | 181,825      | —          | —           | 7,811,666      |
| Total nondepreciable capital assets      | 9,540,757           | (4,988)      | 514,808    | (11,841)    | 10,038,736     |
| <b>Depreciable capital assets:</b>       |                     |              |            |             |                |
| Buildings and improvements               | 238,954             | 19           | 3,641      | —           | 242,614        |
| Furniture and equipment                  | 296,770             | 4,969        | 13,674     | (5,914)     | 309,499        |
| Intangible assets                        | 54,583              | —            | —          | (224)       | 54,359         |
| Total depreciable capital assets — gross | 590,307             | 4,988        | 17,315     | (6,138)     | 606,472        |
| Less accumulated depreciation:           |                     |              |            |             |                |
| Buildings and improvements               | (117,705)           | —            | (9,154)    | —           | (126,859)      |
| Furniture and equipment                  | (111,982)           | —            | (38,794)   | 5,454       | (145,322)      |
| Intangible assets                        | (44,792)            | —            | (3,047)    | 141         | (47,698)       |
| Total accumulated depreciation           | (274,479)           | —            | (50,995)   | 5,595       | (319,879)      |
| Total depreciable capital assets — net   | 315,828             | 4,988        | (33,680)   | (543)       | 286,593        |
| Total capital assets                     | \$ 9,856,585        | \$ —         | \$ 481,128 | \$ (12,384) | \$ 10,325,329  |

# NOTES TO THE FINANCIAL STATEMENTS

FISCAL YEARS ENDED JUNE 30, 2018 and 2017

(dollar amounts presented in thousands (\$000) unless otherwise noted)

## **Capitalized Interest**

As discussed in Note 1, the System elected to early adopt GASB 89, which discontinues the capitalization of interest costs. Accordingly, no capitalized interest has been recorded for the current fiscal year. The following table reconciles the System's interest expense, as adjusted for bond premiums and refunding losses, to interest expense as reported on the Statements of Revenues, Expenses, and Changes in Net Position, for fiscal years ended June 30, 2018 and 2017, respectively:

|  | <u>2018</u>      | <u>2017</u>      |
|--|------------------|------------------|
| Interest expense — before capitalized interest | \$ 97,798        | \$ 105,469       |
| Less interest costs capitalized to assets      | -                | (33,879)         |
| Less interest earned on bond proceeds          | -                | (3)              |
| Interest expense — after capitalized interest  | <u>\$ 97,798</u> | <u>\$ 71,587</u> |

## **5. DEFERRED OUTFLOWS OF RESOURCES**

In accordance with GASB Statement No. 65 – *Items Previously Reported as Assets and Liabilities*, losses on bond refunding equal the difference between the reacquisition price and the carrying value of the refunded debt which are reclassified to deferred outflows of resources. The deferred outflows of resources are amortized and recognized as interest expense in a systematic and rational manner over the shorter of the remaining term of the refunded debt or the new debt. As of June 30, 2018, there was outstanding in-substance defeased debt totaling \$90,095. There was no outstanding in-substance defeased debt as of June 30, 2017. The following table presents activity of deferred outflows of resources for the fiscal years ended June 30, 2018 and 2017, respectively:

|  | <u>2018</u>      | <u>2017</u>      |
|--|------------------|------------------|
| Beginning balance                                | \$ 29,691        | \$ 36,919        |
| Refunded bonds:                                  |                  |                  |
| Reacquisition price over (under) carrying amount | 3,401            | (1,673)          |
| Defeasance                                       | (2,508)          | —                |
| Amortization                                     | (4,092)          | (5,555)          |
| Ending balance                                   | <u>\$ 26,492</u> | <u>\$ 29,691</u> |

During the fiscal year ended June 30, 2018, certain bonds with maturity dates ranging from 2018 to 2030 with an aggregate outstanding principal balance of \$160,420 were refunded, resulting in a \$33,245 reduction of future debt service payments and a present value savings of \$31,345.

During the fiscal year ended June 30, 2017, certain bonds with maturity dates ranging from 2017 to 2036 with an aggregate outstanding principal balance of \$157,950 were refunded, resulting in a \$32,001 reduction of future debt service payments and a present value savings of \$23,173.

# NOTES TO THE FINANCIAL STATEMENTS

FISCAL YEARS ENDED JUNE 30, 2018 and 2017

(dollar amounts presented in thousands (\$000) unless otherwise noted)

## 6. BONDS PAYABLE

Revenue bonds and the interest payable thereon are obligations of the System, secured by and payable from the pledge of the System's net revenues. Bonds payable as of June 30, 2018 and 2017 were as follows:

| Series | Bonds Payable at June 30, 2018 |  |              | Bonds Payable at June 30, 2017 |                     |                         |              |            |                     |
|--------|--------------------------------|--|--------------|--------------------------------|---------------------|-------------------------|--------------|------------|---------------------|
|        | Issuance Amount                | Interest Rates                           | Serial Bonds | Term Bonds                     | Total Bonds         | Maturing in Fiscal Year | Serial Bonds | Term Bonds | Total Bonds         |
| 2017A  | \$ 131,885                     | 4.00% - 5.00%                            | \$ 131,885   | \$ —                           | \$ 131,885          | 2019 - 2030             | \$ —         | \$ —       | \$ —                |
| 2016C  | 142,595                        | 4.00% - 5.00%                            | 138,250      | —                              | 138,250             | 2019 - 2037             | 142,595      | —          | 142,595             |
| 2016B  | 113,350                        | 2.50% - 5.00%                            | 98,395       | —                              | 98,395              | 2019 - 2027             | 106,055      | —          | 106,055             |
| 2016A  | 173,385                        | 3.00% - 5.00%                            | 159,960      | —                              | 159,960             | 2019 - 2036             | 166,835      | —          | 166,835             |
| 2015B  | 195,875                        | 3.00% - 5.00%                            | 183,480      | —                              | 183,480             | 2019 - 2036             | 189,825      | —          | 189,825             |
| 2015A  | 241,480                        | 2.95% - 5.00%                            | 176,500      | 44,700                         | 221,200             | 2019 - 2045             | 183,575      | 44,700     | 228,275             |
| 2014A  | 223,580                        | 3.25% - 5.00%                            | 179,380      | 35,520                         | 214,900             | 2019 - 2044             | 181,795      | 35,520     | 217,315             |
| 2013C  | 267,405                        | 4.00% - 5.00%                            | 227,575      | —                              | 227,575             | 2019 - 2043             | 237,975      | —          | 237,975             |
| 2013B  | 206,035                        | 5.00%                                    | 45,890       | —                              | 45,890              | 2019 - 2022             | 87,845       | —          | 87,845              |
| 2013A  | 183,140                        | 5.00%                                    | 118,365      | —                              | 118,365             | 2019 - 2025             | 132,645      | —          | 132,645             |
| 2012A  | 306,065                        | 2.88% - 5.00%                            | 238,565      | 47,835                         | 286,400             | 2019 - 2042             | 242,560      | 47,835     | 290,395             |
| 2011A  | 150,165                        | 3.25% - 5.25%                            | 77,495       | 33,355                         | 110,850             | 2019 - 2041             | 85,390       | 33,355     | 118,745             |
| 2010B  | 251,080                        | 4.50% - 5.00%                            | 98,930       | 115,635                        | 214,565             | 2019 - 2040             | 104,250      | 115,635    | 219,885             |
| 2010A  | 211,255                        | 5.00%                                    | 15,095       | —                              | 15,095              | 2019 - 2030             | 119,570      | —          | 119,570             |
| 2009B  | 255,000                        | 6.14% - 6.80%                            | —            | 255,000                        | 255,000             | 2020 - 2039             | —            | 255,000    | 255,000             |
| 2009A  | 68,445                         | 4.00% - 5.00%                            | 9,280        | —                              | 9,280               | 2019 - 2020             | 16,980       | —          | 16,980              |
| 2008A  | 325,775                        | 5.00%                                    | —            | —                              | —                   | 2018                    | 70,325       | —          | 70,325              |
| 2006A  | 443,290                        | 3.00%                                    | 23,525       | —                              | 23,525              | 2019 - 2029             | 23,525       | —          | 23,525              |
|        |                                | Subtotal                                 | \$ 1,922,570 | \$ 532,045                     | \$ 2,454,615        |                         | \$ 2,091,745 | \$ 532,045 | \$ 2,623,790        |
|        |                                | Unamortized bond premium — net           |              |                                | 119,885             |                         |              |            | 136,576             |
|        |                                | Total bonds payable                      |              |                                | 2,574,500           |                         |              |            | 2,760,366           |
|        |                                | Less current portion of bonds payable    |              |                                | (141,130)           |                         |              |            | (140,640)           |
|        |                                | Long-term portion of bonds payable — net |              |                                | <u>\$ 2,433,370</u> |                         |              |            | <u>\$ 2,619,726</u> |

# NOTES TO THE FINANCIAL STATEMENTS

FISCAL YEARS ENDED JUNE 30, 2018 and 2017

(dollar amounts presented in thousands (\$000) unless otherwise noted)

As of June 30, 2018, debt service requirements to maturity, including interest at fixed rates, were as follows:

| <u>Maturing</u> | <u>Principal</u>    | <u>Interest</u>     | <u>Total</u>        |
|-----------------|---------------------|---------------------|---------------------|
| 2019            | \$ 141,130          | \$ 113,690          | \$ 254,820          |
| 2020            | 130,480             | 106,633             | 237,113             |
| 2021            | 137,070             | 100,028             | 237,098             |
| 2022            | 125,405             | 93,075              | 218,480             |
| 2023            | 123,195             | 86,747              | 209,942             |
| 2024-2028       | 614,805             | 344,088             | 958,893             |
| 2029-2033       | 522,270             | 222,244             | 744,514             |
| 2034-2038       | 428,425             | 108,201             | 536,626             |
| 2039-2043       | 206,380             | 27,562              | 233,942             |
| 2044-2045       | 25,455              | 1,404               | 26,859              |
| Total           | <u>\$ 2,454,615</u> | <u>\$ 1,203,672</u> | <u>\$ 3,658,287</u> |

## **American Recovery and Reinvestment Act of 2009**

The 2009B Term Bonds were issued under the American Recovery and Reinvestment Act of 2009 (“Recovery Act”) as Build America Bonds. Pursuant to the Recovery Act, the System receives a cash subsidy payment from the U.S. Treasury equal to 35% of the interest payable on each interest payment date. The cash payment does not constitute a full faith and credit guarantee of the U.S. Government, but is required to be paid by the Treasury under the Recovery Act. Any cash subsidy payments received by the System are deposited into the Sinking Fund. The cash subsidy interest payments received in fiscal years 2018 and 2017 were \$5,551 and \$5,533, respectively, and are included in nonoperating revenues (expenses) on the Statements of Revenues, Expenses, and Changes in Net Position.

## **Bond Sales**

In December 2017, the State of Florida issued \$131,885 State of Florida, Department of Transportation Turnpike Revenue Bonds, Series 2017A (“2017A Bonds”), to refund the outstanding State of Florida, Department of Transportation Turnpike Revenue Bonds Series 2008A, to refund a portion of the outstanding State of Florida, Department of Transportation Turnpike Revenue Bonds Series 2010A, and to pay costs of issuance.

## **Bond Refunding**

The System participates in current and advance refunding of outstanding debt to take advantage of a general reduction in interest rates to reduce future debt service costs. Gains or losses resulting from refunding are recorded as deferred outflows or inflows of resources. For further discussion, see *Note 5 – Deferred Outflows of Resources*.

## **Bond Covenants**

In October 1988, the State Board of Administration, Division of Bond Finance, approved a resolution authorizing the issuance of bonds to provide for the financing of acquisition and construction of System projects or the refunding of such bonds. The resolution was last amended in May 2005. In accordance with the resolution, the System is required to comply with certain covenants. The resolution requires a debt service reserve be established in an amount as defined in the resolution. The debt service reserve requirement for each bond issue is to be funded from bond proceeds, revenues, or through a reserve account credit facility as provided for in the resolution. The Company’s debt reserve was fully funded for fiscal years 2018 and 2017. The resolution also requires the Company to maintain a debt service coverage ratio of at least 1.2.

As of June 30, 2018 and 2017, the System was in full compliance with all bond covenants.

# NOTES TO THE FINANCIAL STATEMENTS

FISCAL YEARS ENDED JUNE 30, 2018 and 2017

(dollar amounts presented in thousands (\$000) unless otherwise noted)

## 7. CHANGES IN NONCURRENT LIABILITIES

|   | 2018                 |                   |                     |                       |                     |
|---|----------------------|-------------------|---------------------|-----------------------|---------------------|
|   | Beginning<br>Balance | Additions         | Reductions          | Reclass to<br>Current | Ending<br>Balance   |
| Bonds payable:                                      |                      |                   |                     |                       |                     |
| Long-term portion of bonds payable                  | \$ 2,483,150         | \$ 131,885        | \$ (160,420)        | \$ (141,130)          | \$ 2,313,485        |
| Issuance premiums                                   | 136,576              | 16,097            | (32,788)            | —                     | 119,885             |
| Total long-term portion of bonds payable            | 2,619,726            | 147,982           | (193,208)           | (141,130)             | 2,433,370           |
| Due to governmental agencies — less current portion | 32,400               | —                 | —                   | (4,718)               | 27,682              |
| Unearned revenue and other noncurrent liabilities   | 401                  | —                 | —                   | (50)                  | 351                 |
| Total noncurrent liabilities                        | <u>\$ 2,652,527</u>  | <u>\$ 147,982</u> | <u>\$ (193,208)</u> | <u>\$ (145,898)</u>   | <u>\$ 2,461,403</u> |

|   | 2017                 |                   |                     |                       |                     |
|---|----------------------|-------------------|---------------------|-----------------------|---------------------|
|   | Beginning<br>Balance | Additions         | Reductions          | Reclass to<br>Current | Ending<br>Balance   |
| Bonds payable:                                      |                      |                   |                     |                       |                     |
| Long-term portion of bonds payable                  | \$ 2,639,145         | \$ 142,595        | \$ (157,950)        | \$ (140,640)          | \$ 2,483,150        |
| Issuance premiums                                   | 153,321              | 18,510            | (35,255)            | —                     | 136,576             |
| Total long-term portion of bonds payable            | 2,792,466            | 161,105           | (193,205)           | (140,640)             | 2,619,726           |
| Due to governmental agencies — less current portion | 37,117               | —                 | —                   | (4,717)               | 32,400              |
| Unearned revenue and other noncurrent liabilities   | 6,882                | —                 | (6,431)             | (50)                  | 401                 |
| Total noncurrent liabilities                        | <u>\$ 2,836,465</u>  | <u>\$ 161,105</u> | <u>\$ (199,636)</u> | <u>\$ (145,407)</u>   | <u>\$ 2,652,527</u> |

## 8. DEFERRED INFLOWS OF RESOURCES

In April 2009, the System entered into an Agreement (the “Agreement”) with Areas USA FLTP, LLC (the “Operator”) to reconstruct and operate eight service plazas along the Mainline through January 2040. Pursuant to the Agreement, the System retains ownership of the assets (service plazas) and the Operator is required to return the assets in their original or enhanced condition. The concession fees per the Agreement are based on a fixed monthly rental payment, or a percentage of revenue generated, whichever is greater. The Agreement meets all the criteria of GASB Statement No. 60 – *Accounting and Financial Reporting for Service Concession Arrangements*.

When reconstruction of a service plaza is completed by the Operator, the System records an addition to deferred inflows of resources, which is equal to the difference between the fair value of the asset and the System’s obligations, and is subsequently amortized over the remaining term of the agreement. During 2018, the Operator completed reconstruction of the Fort Pierce Service Plaza and recorded a deferred inflow of resources of \$15,320.

Additionally, to account for the guaranteed minimum payment component of the Agreement, a service concession arrangement (“SCA”) receivable is recorded by the System with a corresponding entry to deferred inflows of resources, which is equal to the present value of the fixed component of the guaranteed minimum payment.

# NOTES TO THE FINANCIAL STATEMENTS

FISCAL YEARS ENDED JUNE 30, 2018 and 2017

(dollar amounts presented in thousands (\$000) unless otherwise noted)

Activity within the System’s service concession arrangements receivable for the years ended June 30, 2018 and 2017 is shown below:

|                                    | <u>2018</u>      | <u>2017</u>      |
|------------------------------------|------------------|------------------|
| Beginning balance — SCA receivable | \$ 81,284        | \$ 83,128        |
| Rent received                      | (1,936)          | (1,844)          |
| Ending balance — SCA receivable    | <u>\$ 79,348</u> | <u>\$ 81,284</u> |
| SCA receivable — current           | \$ 2,031         | \$ 1,935         |
| SCA receivable — non-current       | 77,317           | 79,349           |
|                                    | <u>\$ 79,348</u> | <u>\$ 81,284</u> |

The following table presents activity of deferred inflows of resources for the fiscal years ended June 30, 2018 and 2017:

|   | <u>2018</u>         | <u>2017</u>         |
|---|---------------------|---------------------|
| Beginning balance — deferred inflows of resources | \$ (139,590)        | \$ (145,771)        |
| Capital asset additions                           | (15,320)            | —                   |
| Guaranteed minimum payment                        | 3,316               | 3,316               |
| Amortization of deferred inflow of resources      | 3,212               | 2,865               |
| Ending balance — deferred inflows of resources    | <u>\$ (148,382)</u> | <u>\$ (139,590)</u> |

Total service plaza concessions revenue, including additional fees and consumer price index adjustments, was \$8,415 and \$7,074 for fiscal years 2018 and 2017, respectively, and is included in the Statements of Revenues, Expenses, and Changes in Net Position as a component of concessions and other.

## 9. EMPLOYEE BENEFITS

### Pensions

**Florida Retirement System** — The System participates in the Florida Retirement System (“FRS”), a cost-sharing multiple-employer public-employee retirement system administered by the State of Florida, Department of Management Services, Division of Retirement, to provide retirement and survivor benefits to participating public employees. Chapter 121, Florida Statutes, establishes the authority for participant eligibility, contribution requirements, vesting eligibility, and benefit provisions.

The cost of pension benefits for current employees is charged to the System through an overhead rate assessed by the Department in the period the benefits are earned.

**Retiree Health Insurance Subsidy Program** — In 1987, the Florida Legislature established through Section 112.363, Florida Statutes, the retiree Health Insurance Subsidy (“HIS”) to assist retirees of all State-administered retirement systems in paying health insurance costs. The retiree HIS is a cost-sharing multiple-employer defined-benefit pension plan. Eligible retirees or beneficiaries receive a monthly retiree health insurance subsidy payment equal to the number of years of creditable service completed at the time of retirement multiplied by five dollars. The payments to individual retirees or beneficiaries were at least thirty dollars, but not more than one hundred and fifty dollars per month during each of the fiscal years. To be eligible to receive the retiree HIS, a retiree under any State administered retirement system must provide proof of health insurance coverage, which can include Medicare.

The cost of the retiree health insurance subsidy program for employees is charged to the System through an overhead rate assessed by the Department in the period the benefits are earned.

# NOTES TO THE FINANCIAL STATEMENTS

FISCAL YEARS ENDED JUNE 30, 2018 and 2017

(dollar amounts presented in thousands (\$000) unless otherwise noted)

The State of Florida applies the guidance in GASB Statement No. 68, *Accounting and Financial Reporting for Pensions*, in accounting for the FRS and HIS. The Department of Financial Services (“DFS”) has determined that the System is not a payor fund for the purpose of liquidating the pension and HIS liabilities, therefore, no net pension liability or related deferred amounts are reported in the financial statements of the System. An actuarial valuation has been performed for both plans. Personnel assigned to the System were included in the actuarial analysis and are part of the total pension liabilities, the net pension liabilities, and the plan net positions disclosed in the notes and other required supplementary information of the CAFR of the State of Florida, which may be obtained from the DFS. The FRS also issues a publicly-available financial report that includes financial statements and required supplementary information. This report may be obtained by contacting the State of Florida, Department of Management Services, Division of Retirement, Research, Education and Policy Section, P.O. Box 9000, Tallahassee, Florida 32315-9000, or by calling (850) 488-5706.

## **Other Postemployment Benefits (“OPEB”)**

The System participates in the State Employees’ Health Insurance Program, a cost-sharing multiple-employer defined-benefit plan administered by the State of Florida, Department of Management Services, Division of State Group Insurance, to provide group health benefits. Section 110.123, Florida Statutes, provides that retirees may participate in the State’s group health insurance programs. Although premiums are paid by the retiree, the premium cost to the retiree is implicitly subsidized by the pooling of claims experience with existing State employees, resulting in a single premium determination.

The DFS has determined that the System is not a payor fund for the purpose of liquidating the net OPEB liability, therefore no net OPEB liability or related deferral amounts are reported in the financial statements of the System. An actuarial valuation has been performed for the plan. Personnel assigned to the System were included in the actuarial analysis and are part of the total OPEB liability, net OPEB liability, and plan net position disclosed in the notes and other required supplementary information of the CAFR of the State of Florida, which may be obtained from the DFS.

The cost of group insurance benefits for current employees is charged to the System through an overhead rate assessed by the Department in the period the benefits are earned.

## **Deferred Compensation Plan**

The System, through the State of Florida, offers its employees a deferred compensation plan created in accordance with Section 457 of the Internal Revenue Code. In accordance with Section 112.215, Florida Statutes, the plan is available to all regular payroll State employees and permits them to defer a portion of their salaries until future years. The deferred compensation is not available to employees until termination, retirement, death, or an unforeseeable financial emergency.

All amounts of compensation deferred under the plan, all property and rights purchased with those amounts, and all income attributable to those amounts, property, or rights are, notwithstanding the mandates of 26 U.S.C. s. 457(b)(6) specifically all of the assets specified in subparagraph 1, held in trust for the exclusive benefit of participants and their beneficiaries as mandated by 26 U.S.C. s. 457(g)(1).

The System does not contribute to the plan. Participation under the plan is solely at the discretion of the employee. The State has no liability for losses under the plan, but does have the duty of due care that would be required to an ordinary and prudent investor. Pursuant to Section 112.215, Florida Statutes, the Deferred Compensation Trust Fund resides in the State Treasury.

## **Compensated Absences**

Employees earn the right to be compensated during absences for vacation and illness. Within the limits established by law or rule, the value of unused leave benefits will be paid to employees by the Department upon separation from State service.

The cost of vacation and vested sick leave benefits is charged to the System through an overhead rate assessed by the Department in the period the benefits are paid. The liability for accrued leave is recorded by the Department, which is responsible for paying accrued leave when it is taken. No liability is reported in the System’s financial statements.

# NOTES TO THE FINANCIAL STATEMENTS

FISCAL YEARS ENDED JUNE 30, 2018 and 2017

(dollar amounts presented in thousands (\$000) unless otherwise noted)

## 10. COMMITMENTS AND CONTINGENCIES

### Operating Leases

The System leases certain office space under noncancelable operating leases. As of June 30, 2018, future minimum lease payments under noncancelable operating leases with initial or remaining terms in excess of one year are as follows:

|       |    |            |
|-------|----|------------|
| 2019  | \$ | 117        |
| 2020  |    | 91         |
| 2021  |    | 63         |
| 2022  |    | 36         |
| Total | \$ | <u>307</u> |

Rent expense for noncancelable operating leases was \$115 and \$106 for years ended June 30, 2018 and 2017, respectively.

### Other Commitments and Contingencies

Commitments on outstanding construction, operations, maintenance, and other service contracts total approximately \$1.2 billion at June 30, 2018.

The System is contingently liable with respect to lawsuits and other claims incidental to the ordinary course of its operations. In the opinion of System management, based on the advice of Department legal counsel, the ultimate disposition of these lawsuits and claims will not have a material adverse effect on the System's financial position or results of operations.

### Risk Management

The System participates in various insurance programs established by the State of Florida for property and casualty losses and employee health insurance. Coverages include property, general liability, automobile liability, workers' compensation, and federal civil rights actions. The System reimburses the Department for certain costs, a portion of which covers the related policy premiums. The System is not responsible for losses incurred within the State's insurance programs. Additionally, the System obtains conventional coverage for damage to System bridges, facilities, and eligible business interruptions.

No losses were incurred in fiscal years 2018 or 2017 that exceeded coverages.

## 11. POLLUTION REMEDIATION

Groundwater and soil contamination related to fuel tank leakage existed at the System's eight service plazas in previous fiscal years. The sites were accepted into the Florida Department of Environmental Protection's ("FDEP") Petroleum Restoration Program. The Program provides for reimbursement of System-contracted remediation or State-contracted cleanup of qualifying sites. As of June 30, 2018, all eight service plaza sites have been remediated with no remaining liability. The liability at June 30, 2017 was \$178 and was developed based on existing site studies performed under the FDEP program.



**REQUIRED SUPPLEMENTARY INFORMATION OTHER  
THAN MANAGEMENT'S DISCUSSION AND ANALYSIS**

REQUIRED SUPPLEMENTARY INFORMATION (UNAUDITED)  
FISCAL YEARS ENDED JUNE 30, 2018 and 2017

## TREND DATA ON THE SYSTEM'S INFRASTRUCTURE CONDITION

### **Infrastructure Assets Reported Using the Modified Approach**

Pursuant to GASB Statement No. 34, *Basic Financial Statements — and Management's Discussion and Analysis — for State and Local Governments*, the System adopted an alternative method of recording depreciation expense on its infrastructure assets (highway system and improvements). Under this alternative method, referred to as the modified approach, the System expenses certain maintenance and preservation costs and, consequently, does not report depreciation expense related to infrastructure. System assets accounted for under the modified approach include 483 centerline miles of roadway and 741 bridges.

In using this modified approach, the System relies on the Department to maintain an asset management system that has an up-to-date inventory of System infrastructure assets and to perform condition assessments of those assets, summarizing the results using a measurement scale. Using these results, System management estimates the annual amount to maintain and preserve its infrastructure at a condition level established and disclosed by the System. System management also documents the annual amount expensed to maintain and preserve its infrastructure at or above the established condition level.

### **Department Condition and Maintenance Programs**

***Resurfacing Program*** – Road pavements require periodic resurfacing. The frequency of resurfacing depends on the volume of traffic, type of traffic, pavement material variability, and weather conditions. Resurfacing preserves the structural integrity of highway pavement and includes pavement resurfacing, pavement rehabilitation, and minor reconstruction.

The Department conducts an annual pavement condition survey. Pavements are rated on a scale of 0 to 10 (with 10 being the best) in each of three criteria: ride smoothness, pavement cracking, and wheel path rutting. Ride smoothness is what the motorist experiences; it directly affects motor vehicle operation costs. Pavement cracking refers to the structural deterioration of the pavement, which leads to loss of smoothness and deterioration of the road base by water seepage if not corrected. Wheel path ruts are depressions in pavement caused by heavy use. Ride smoothness and wheel path rutting are measured mechanically, using lasers. Pavement cracking is determined through visual observation by experienced survey crews.

The condition rating scales are set by a statewide committee of pavement engineers, so that a pavement segment receiving a rating of 6 or less in any of the three rating criteria is designated a deficient pavement segment. The standard is to ensure that 80% of the pavement on the System's roadways has a score greater than 6 in all three criteria.

***Bridge Repair and Replacement Program*** – The Department's bridge repair program emphasizes periodic maintenance and specified structural rehabilitation work. The primary focus is on the replacement of structurally deficient or weight-restricted bridges.

The Department conducts bridge condition surveys using the National Bridge Inspection ("NBI") Standards to determine condition ratings. Each bridge is inspected at least once every two years. During the inspection process, the major components, such as deck, superstructure, and substructure, are assigned a condition rating. The condition rating ranges from 0 to 9. A rating of 8 to 9 is very good to excellent, which indicates that no repairs are necessary. A rating of 5 to 7 is fair to good, which indicates that minor repairs are required. A rating below 5 identifies bridges needing major repairs or replacement. A rating of 4 or less indicates a condition of poor to failing and requires urgency in making repairs. A rating of 2 requires closure of the bridge, while a rating of 1 is used for a bridge that is closed. A rating of 0 means the bridge is beyond repair. The standard is to ensure that 90% of all System bridges achieve a rating of 5 or better.

***Routine Maintenance Program*** – The System is responsible for managing and performing routine maintenance on its roadways. Routine maintenance includes many activities, such as highway repair, roadside upkeep, emergency response, maintaining signs, roadway striping, and keeping storm drains clear and structurally sound.

FLORIDA'S TURNPIKE SYSTEM  
DEPARTMENT OF TRANSPORTATION  
STATE OF FLORIDA

REQUIRED SUPPLEMENTARY INFORMATION (UNAUDITED)  
FISCAL YEARS ENDED JUNE 30, 2018 and 2017

The Department monitors the quality and effectiveness of the System's routine maintenance program by periodic surveys, using the Maintenance Rating Program ("MRP"). The Department has used the MRP since 1985 to evaluate routine maintenance in five broad categories: roadway, roadside, vegetation and aesthetics, traffic services, and drainage. The MRP results in a maintenance rating of 1 to 100 for each category, as well as an overall rating for the System's routine maintenance performance. The standard is to achieve an overall routine maintenance rating of 80 or higher.

The following table presents the System's infrastructure condition ratings for the past three fiscal years:

|   | Infrastructure Condition Ratings |      |      |
|---|----------------------------------|------|------|
|   | 2018                             | 2017 | 2016 |
| Percentage of pavement meeting Department standards | 99%                              | 99%  | 98%  |
| Percentage of bridges meeting Department standards  | 99%                              | 99%  | 99%  |
| Overall routine maintenance rating                  | 87                               | 88   | 88   |

The following table presents a comparison of budgeted-to-actual maintenance and preservation costs:

| (in thousands) | Budget     | Actual     | Over (Under) |
|----------------|------------|------------|--------------|
| 2018           | \$ 170,425 | \$ 130,442 | \$ (39,983)  |
| 2017           | 103,752    | 123,129    | 19,377       |
| 2016           | 77,085     | 82,792     | 5,707        |
| 2015           | 81,810     | 80,017     | (1,793)      |
| 2014           | 86,922     | 98,925     | 12,003       |

Budgeted costs are based on a cash basis, while actual costs are reported under the accrual basis of accounting.

For fiscal year 2018, the variance of budget-to-actual is primarily attributable to the timing of certain projects.

For fiscal years prior to 2015, certain planning and development expenses are included as actual costs in the table above. As these expenses generally do not represent maintenance and preservation costs, they have been removed from the analysis for fiscal years 2015 and beyond. Retrospective application of this presentation prior to fiscal year 2015 has been deemed impracticable by the System.

## Certification of Covenant to Pay Costs of Operation and Maintenance

As authorized by Section 206.46 (5), Florida Statutes and for as long as Bonds are outstanding, the Florida Department of Transportation (the "Department") hereby covenants and agrees to the following procedures and provisions in order to ensure that all costs of operation and maintenance of the Florida Turnpike System shall be paid from monies in the State Transportation Trust Fund. If revenues are sufficient, the State Transportation Trust Fund will be reimbursed from monies deposited to the Turnpike General Reserve Fund, after making all prior payments for debt service and other bond resolution accounts as needed to protect the security of Bondholders and the integrity of the Florida Turnpike System. (See Exhibit I) This Covenant is contingent upon the terms hereof being approved by the Circuit Court of the Second Judicial Circuit of Florida in a validation final judgement.

### ARTICLE I

#### Definitions

Section 101. Terms contained in this Certification shall have the same meanings as are defined in the resolution of the Governor and Cabinet as the Governing Board of the Division of Bond Finance adopted on October 25, 1988, authorizing the issuance of not exceeding \$800,000,000 State of Florida Department of Transportation Turnpike Revenue Bonds, as amended and supplemented (the "Resolution").

### ARTICLE II

#### Covenant Provisions

Section 201. The Department hereby covenants and agrees to pay all costs of operating and maintaining the Turnpike System, as it is now constituted or as may be added to in the future, directly from monies in the State Transportation Trust Fund as is authorized in Section 206.46 (5).

Section 202. The Department shall not invoice the State Board of Administration for any money on deposit in the O & M Fund if such invoice shall, at any time, cause the fund balance to fall below an amount equal to one-twelfth of the Cost of Operation and Cost of Maintenance set forth in the Annual Budget of the Department.

Section 203. The State Transportation Trust Fund shall be reimbursed monthly for sums paid pursuant to Section 201, from any and all monies available in the Turnpike System General Reserve Fund ("General Reserve Fund"), except when the Department, with the approval of the Legislature, elects to lend or pay a portion of the operating and maintenance costs of a Turnpike project as provided for in Section 338.223 (4), Florida Statutes. (See Exhibit II)

Section 204. In the event the available monies and anticipated revenues in the General Reserve Fund are determined by the Department to be insufficient, or based on projections will be insufficient in the future, to reimburse the State Transportation Trust Fund for the costs of operating and maintaining the Turnpike System, the Department shall take corrective actions to reduce outlays or increase funding to permit full reimbursement from the General Reserve Fund. Such actions may include, but shall not be limited to, deferral of projects and project phases which are determined not to be needed to protect the security of the Bondholders or the integrity of the Turnpike System, temporary loans to the extent permissible under State law, and toll rate increases. Such corrective actions shall not include any adjustments on the payments to accounts established by the Resolution which are needed to protect the security of the Bondholders or the integrity of the Turnpike System.

Section 205. In the event the obligation of the General Reserve Fund to reimburse the State Transportation Trust Fund is determined by the Department to adversely impact the security of the Bondholders or the integrity of the Turnpike System, the reimbursement obligation shall become a debt payable to the State Transportation Trust Fund to be reimbursed over an agreed-upon period of time. The Department shall take into account projections of operation and maintenance reimbursements and agreed-upon debt repayment schedules in the financing of the tentative and adopted work programs.

### ARTICLE III Further Assurances

Section 301. The Department does hereby covenant that it will faithfully execute the state covenant which is contained in Section 206.46 (5), Florida Statutes, and that it will not repeal, impair or amend any provision contained in this Certification in any manner that will materially and adversely affect the rights of Bondholders so long as any Bonds are outstanding.

Section 302. Modifications or amendments to this Certification may be made upon compliance with the provisions of Section 7.03 of the Resolution, as if this certification were a part of the Resolution.


Section 303. The Department hereby irrevocably agrees that this Certification shall be deemed to have been made for the benefit of, and shall be a contract with, the Holders from time to time of the Bonds, and that the provisions of this Certification shall be enforceable in any court of competent jurisdiction by any Holder or Holders of such Bonds, against the Department or any other agency of the State of Florida, or political subdivision or instrumentality having any duties concerning the operation or maintenance of the Turnpike System. Subject to the foregoing, the Department does hereby consent to the bringing of any proceedings in any court of competent jurisdiction in the State of Florida by any Holder or Holders of Bonds for the enforcement of any and all covenants, terms, or provisions of this Certification and does hereby waive, to the extent permitted by law, any privilege or immunity from suit which the Department may now or hereafter have as a department or agency of the State of Florida with respect to the enforcement of this

Certification by the holders of the Bonds.

Section 304. The Department shall at all times operate or cause to be operated the Turnpike System in a sound and economic manner, shall maintain and repair, or cause the same to be maintained and repaired, preserve and keep the same, with the appurtenances and every part and parcel thereof, in good repair, working order and condition. The Department shall from time to time make all necessary and proper repairs, renewals, and replacements so that at all times the operation of the Turnpike System may be properly and advantageously conducted.

Dated this the 21st day of August, 1997.

(SEAL)



STATE OF FLORIDA  
DEPARTMENT OF TRANSPORTATION

ATTEST:

Sandra Kozemski

By:

Thomas F. Barry, Jr., P.E.  
Secretary

STATE OF FLORIDA  
DEPARTMENT OF TRANSPORTATION  
FLORIDA TURNPIKE DISTRICT

ATTEST:

Sandra Kozemski

By:

James L. Ely  
District Secretary

## EXHIBIT I

### 206.46 State Transportation Trust Fund.--

(5) Notwithstanding any other provision of law, the department may covenant to pay all or any part of the costs of operation and maintenance of any existing or future department-owned toll facility or system directly from moneys in the State Transportation Trust Fund which will be reimbursed from turnpike revenues after the payment of debt service and other bond resolution accounts as needed to protect the integrity of the toll facility or system. If such reimbursement is determined to adversely impact the toll facility or system, the reimbursement obligation shall become a debt payable to the State Transportation Trust Fund to be reimbursed over an agreed-upon period of time. The department shall take into account projections of operation and maintenance reimbursements in the financing of the tentative and adopted work programs. The state does hereby covenant that it will not repeal or impair or amend this section in any manner that will materially and adversely affect the rights of bondholders so long as bonds authorized pursuant to the provisions of this subsection are outstanding.

## EXHIBIT II

338.223 Proposed turnpike projects.--

(4) The department is authorized, with the approval of the Legislature, to use federal and state transportation funds to lend or pay a portion of the operating, maintenance and capital costs of turnpike projects. Federal and state transportation funds included in an adopted work program, or the General Appropriations Act, for a turnpike project do not have to be reimbursed to the State Transportation Trust Fund, or used in determining the economic feasibility of the proposed project. For operating and maintenance loans, the maximum net loan amount in any fiscal year shall not exceed 1.5 percent of state transportation tax revenues for that fiscal year.



[This page intentionally left blank]

**DIVISION OF BOND FINANCE  
OF THE  
STATE BOARD OF ADMINISTRATION  
OF FLORIDA**

**A RESOLUTION AUTHORIZING THE ISSUANCE OF  
NOT EXCEEDING \$4,419,997,419.20  
STATE OF FLORIDA  
DEPARTMENT OF TRANSPORTATION  
TURNPIKE REVENUE BONDS (VARIOUS SERIES)**

**Adopted October 25, 1988**

**Amended and Restated May 17, 2005**

## RESOLUTION

WHEREAS, on October 25, 1988, the Governor and Cabinet, sitting as the Governing Board of the Division of Bond Finance of the Department of General Services (now the Division of Bond Finance of the State Board of Administration of Florida, the "Division"), approved a resolution authorizing the issuance of bonds in an amount not exceeding \$800,000,000 to provide for the financing of a portion of the costs of acquisition and construction of turnpike projects or the refunding of any bonds issued for such purpose, and;

WHEREAS, such resolution was amended by subsequent resolutions adopted on December 6, 1988, March 16, 1989, March 28, 1989, August 14, 1990, June 2, 1992, March 23, 1993, March 16, 1995, June 12, 1997, July 28, 1998 and May 17, 2005; and

WHEREAS, it has become necessary and in the best interest of the State of Florida to amend and restate such resolution as previously amended;

NOW, THEREFORE, BE IT RESOLVED BY THE GOVERNOR AND CABINET AS THE GOVERNING BOARD OF THE DIVISION OF BOND FINANCE:

The resolution adopted on October 25, 1988, authorizing the issuance of bonds in an amount not exceeding \$800,000,000 to provide for the financing of a portion of the costs of acquisition and construction of turnpike projects or the refunding of any bonds issued for such purpose, as subsequently amended from time to time, is hereby amended and restated in its entirety, as follows:

**A RESOLUTION OF THE DIVISION OF BOND FINANCE OF THE STATE BOARD OF ADMINISTRATION OF FLORIDA AUTHORIZING THE ISSUANCE BY THE DIVISION ON BEHALF OF THE STATE OF FLORIDA DEPARTMENT OF TRANSPORTATION OF NOT EXCEEDING \$4,419,997,419.20<sup>1</sup> AGGREGATE PRINCIPAL AMOUNT OF STATE OF FLORIDA DEPARTMENT OF TRANSPORTATION TURNPIKE REVENUE BONDS (VARIOUS SERIES) TO PROVIDE FOR THE FINANCING OF A PORTION OF THE COSTS OF ACQUISITION AND CONSTRUCTION OF TURNPIKE PROJECTS.**

**BE IT RESOLVED BY THE GOVERNOR AND CABINET OF THE STATE OF FLORIDA AS THE GOVERNING BOARD OF THE DIVISION OF BOND FINANCE OF THE STATE BOARD OF ADMINISTRATION OF FLORIDA, ON BEHALF OF THE STATE OF FLORIDA DEPARTMENT OF TRANSPORTATION:**

**ARTICLE I  
AUTHORITY, DEFINITIONS, FINDINGS**

SECTION 1.01. AUTHORITY FOR THIS RESOLUTION. This Resolution is adopted pursuant to the provisions of Article VII, Section 11(d), of the Florida Constitution; the Florida Turnpike Law, being Sections 338.22-338.244<sup>2</sup>, Florida Statutes; the State Bond Act, being Sections 215.57-215.83, Florida Statutes; and other applicable provisions of law.

SECTION 1.02. DEFINITIONS. The following terms shall have the following meanings in this Resolution unless the text otherwise requires:

“Accreted Value” shall mean, as of any date of computation with respect to any Capital Appreciation Bonds, an amount equal to the principal amount of such Capital Appreciation Bond (the principal amount at its initial offering) plus the interest accrued on such Capital Appreciation Bond from the date of delivery to the original purchasers thereof to the Interest Payment Date next preceding the date of computation or the date of computation if an Interest Payment Date, such interest to accrue at a rate per annum set forth in a subsequent resolution of the Division (not to exceed the maximum rate permitted by law), compounded periodically, plus, with respect to matters related to the payment upon redemption or acceleration of the Capital Appreciation Bonds, if such date of computation shall not be an Interest Payment Date, the ratable portion of the difference between the Accreted Value as of the immediately preceding Interest Payment Date (or the date of delivery of the Bonds to the original purchasers thereof if the date of computation is prior to the first Interest Payment Date succeeding the date of delivery) and the Accreted Value as of the immediately succeeding Interest Payment Date, calculated based on the assumption that Accreted Value accrues during any period in equal daily amounts on the basis of a year of twelve 30-day months.

“Act” shall collectively mean the Florida Turnpike Law and the State Bond Act.

“Additional Bonds” shall mean any obligations hereafter issued pursuant to the terms and conditions of this Resolution and payable from the Net Revenues on a parity with the State of Florida Department of Transportation Turnpike Revenue Bonds, originally issued hereunder. Such Additional Bonds shall be deemed to have been issued pursuant to this Resolution the same as the Bonds originally authorized and issued pursuant to this Resolution, and all of the applicable covenants and other provisions of this Resolution (except as to details of such Additional Bonds inconsistent herewith), shall be for the equal benefit, protection and security of the Registered Owners of the Bonds originally authorized and issued pursuant to this Resolution, and the Registered Owners of any Additional Bonds evidencing additional obligations subsequently issued within the limitations of and in compliance with this Resolution. All of such Additional Bonds, regardless of the time or times of their issuance shall rank equally with other Bonds with respect to their lien on and source and security for payment from the Net Revenues without preference of any Bond over any other.

---

<sup>1</sup> Originally \$800,000,000; increased to \$1,319,997,419.20 by the Second Supplemental Resolution dated 8/14/90, to \$1,669,997,419.20 by the Seventh Supplemental Resolution dated 6/12/97, to \$2,419,997,419.20 by the Eleventh Supplemental Resolution dated 7/28/98, and to \$4,419,997,419.20 by the Twentieth Supplemental Resolution dated 5/17/05.

<sup>2</sup> Changed to the Florida Turnpike Enterprise Law, Sections 338.22-338.241, by s.15, ch. 2002-20, Laws of Florida.

“Annual Debt Service Requirement” shall mean, at any time, the amount of Net Revenues (with respect to the particular Series of Bonds, or all Bonds, as the case may be) required to be deposited in the then current Fiscal Year into any interest account, principal account, bond amortization account for scheduled redemption of Term Bonds and, if the Division has elected to fund all or a portion of the Debt Service Reserve Requirement from the Net Revenues, the required deposit to a debt service reserve account or sub-account, as provided in the Resolution; provided that in computing such Annual Debt Service Requirement any (i) Variable Rate Bonds shall be deemed to bear interest at all times to the maturity thereof at a constant rate of interest equal to the highest of the rate borne by such Variable Rate Bonds on the date they were issued plus one-half (or such greater amount as shall be determined in a subsequent resolution of the Division) of the difference between such rate and the Maximum Interest Rate, or the actual rate of interest borne by such Variable Rate Bonds on such date of calculation, or the maximum effective rate of such Variable Rate Bonds adjusted to reflect a Qualified Interest Rate Agreement, if any, and (ii) Option Bonds Outstanding during such Fiscal Year shall be assumed to mature on their stated dates of maturity or on the due dates of the mandatory amortization installments established for such Option Bonds, if any.

“Appreciated Value” shall mean, (i) as of any date of computation with respect to any Capital Appreciation and Income Bond up to the Interest Commencement Date set forth in a subsequent resolution of the Division, an amount equal to the principal amount of such Bond (the principal amount at its initial offering) plus the interest accrued on such Bond from the date of delivery to the original purchasers thereof to the Interest Payment Date next preceding the date of computation or the date of computation if an Interest Payment Date, such interest to accrue at the rate per annum set forth in a subsequent resolution of the Division (not to exceed the maximum rate permitted by law), compounded periodically, plus, with respect to matters related to the payment upon redemption or acceleration of the Capital Appreciation and Income Bonds, if such date of computation shall not be an Interest Payment Date, the ratable portion of the difference between the Appreciated Value as of the immediately preceding Interest Payment Date (or the date of delivery of the Bonds to the original purchasers thereof if the date of computation is prior to the first Interest Payment Date succeeding the date of delivery) and the Appreciated Value as of the immediately succeeding Interest Payment Date calculated based upon an assumption that Appreciated Value accrues during any period in equal daily amounts on the basis of a year of twelve 30-day months and (ii) as of any date of computation on and after the Interest Commencement Date, the Appreciated Value on the Interest Commencement Date.

“Authorized Officer” of the Department or the Division shall mean any officer or employee of the Department or the Division, authorized to perform specific acts or duties.

“Board” shall mean the State Board of Administration of Florida.

“Bonds” shall mean the not to exceed \$4,419,997,419.20<sup>3</sup> State of Florida Department of Transportation Turnpike Revenue Bonds (Various Series), as authorized by this Resolution, and any Additional Bonds hereafter issued pursuant to the terms and conditions of this Resolution.

“Bond Insurance Policy” shall mean an insurance policy issued for the benefit of the Holders of any Bonds, pursuant to which the issuer of such insurance policy shall be obligated to pay when due the principal of and interest on such Bonds to the extent of any deficiency in the amounts in the funds and accounts held under the Resolution, in the manner and in accordance with the terms provided in such Bond Insurance Policy.

“Bond Registrar/Paying Agent” shall mean Citibank, N.A., New York, New York, or its successor<sup>4</sup>.

“Bond Retirement Date” shall mean the earlier of the date on which all principal, premium, if any, and interest on all of the Bonds has been paid in full at maturity or earlier redemption in accordance with the provisions of this Resolution or the date on which all of the Bonds are defeased in accordance with the provisions of this Resolution.

“Capital Appreciation Bonds” shall mean those Bonds issued under the Resolution as to which interest is compounded periodically on each of the applicable periodic dates designated for compounding and is payable in an amount equal to the then current Accreted Value at the maturity, earlier redemption or other payment date thereof, all as provided by subsequent resolution of the Division and which may be either Serial Bonds or Term Bonds.

---

<sup>3</sup> Amounts of refunding Bonds are not included in this not to exceed amount.

<sup>4</sup> U.S. Bank Trust National Association, New York, NY, effective 1/7/03.

“Capital Appreciation and Income Bonds” shall mean any Bonds issued under the Resolution as to which accruing interest is not paid prior to the specified Interest Commencement Date and is compounded periodically on certain designated dates prior to the Interest Commencement Date for such Series of Capital Appreciation and Income Bonds, all as provided by subsequent resolution of the Division and which may be either Serial Bonds or Term Bonds.

“Consulting Engineer” shall mean the engineer or engineering firm or corporation retained by the Department pursuant to Section 5.13 of this Resolution.

“Cost of Issuance” shall mean all costs and expenses of the Division, the Department and the Board incurred in connection with the authorization, issuance, sale and delivery of the Bonds including, but not limited to, legal fees, financial advisory fees, municipal bond insurance premiums, fiscal or escrow agent fees, printing fees and travel expenses, rating agency fees and credit enhancement fees.

“Cost of Maintenance” shall mean all costs and expenses which are usually and ordinarily the obligation of the Department in keeping the Turnpike System open to public travel, excluding all costs included in Cost of Operations, and excluding all costs for non-Toll roads except Feeder Roads.

“Cost of Operations” shall mean all costs and expenses which arise by virtue of portions of the Turnpike System being operated as Toll facilities and includes the cost of collecting and accounting for Tolls, insurance, employee bond premiums, fees of consulting engineers, and all other expenses which would not be incurred if the entire Turnpike System were being operated as a non-Toll facility.

“Debt Service Reserve Requirement” shall mean, with respect to all Bonds issued hereunder, the sum of the Debt Service Reserve Requirements for each sub-account in the Debt Service Reserve Account. The Debt Service Reserve Requirement for each sub-account in the Debt Service Reserve Account shall mean the lesser of

- (i) 125% of the average Annual Debt Service Requirement for the then current and succeeding Fiscal Years;
- (ii) Maximum Annual Debt Service;
- (iii) 10% of the aggregate of the original proceeds received from the initial sale of all Outstanding Bonds; or
- (iv) the maximum debt service reserve permitted with respect to tax-exempt obligations under the U.S. Internal Revenue Code, as amended,

with respect to the Bonds for which such sub-account has been established. In the event the Division shall hereafter issue Variable Rate Bonds, the maximum amount required to be deposited in the Interest Account, hereinafter created, for the payment of interest on such Variable Rate Bonds, for the purpose of determining the Maximum Annual Debt Service for such Variable Rate Bonds, shall be calculated by deeming the interest rate on Variable Rate Bonds to be equal to the Maximum Interest Rate.

“Defeasance Obligations” shall mean to the extent permitted by law:

(i) Direct obligations of, or obligations the principal of and interest on which are unconditionally guaranteed by, the United States of America, including obligations issued or held in book entry form on the books of the Department of the Treasury of the United States and including advance refunded tax-exempt bonds fully secured by non-callable direct obligations of the United State of America or obligations guaranteed by the United States of America which are rated in the highest full rating category by a Rating Agency;

(ii) Evidences of indebtedness issued by the Bank for Cooperatives, Federal Home Loan Banks, Federal Home Loan Mortgage Corporation (including participation certificates), Federal Land Banks, Federal Financing Banks, or any other agency or instrumentality of the United States of America created by an act of Congress which is substantially similar to the foregoing in its legal relationship to the United States of America or any other agency or instrumentality of the United States of America or of any corporation wholly-owned by the United States of America, provided that the obligations of such agency or instrumentality are unconditionally guaranteed by the United States of America; and

(iii) Evidences of ownership of proportionate interests in future interest and principal payments on specified obligations described in (i) held by a bank or trust company as custodian, under which the owner of the evidence of ownership is the real party in interest and has the right to proceed directly and individually against the obligor on the underlying obligations described in (i), and which underlying obligations are not available to satisfy any claim of the custodian or any person claiming through the custodian or to whom the custodian may be obligated.

“Department” shall mean the State of Florida Department of Transportation.

“Division” shall mean the Division of Bond Finance of the State Board of Administration of Florida.

“Escrow Deposit Agreement” shall mean an Escrow Deposit Agreement entered into between the Division and the Board with respect to a refunding of Outstanding Bonds.

“Feeder Road” shall mean any road no more than 5 miles in length connecting to a Toll road, which the Department determines is necessary to create or facilitate access to a Turnpike Project.

“Fiscal Year” shall mean the period commencing with July 1 of each year and ending with June 30 of the following year.

“Florida Turnpike” shall mean the Turnpike System in Florida.

“Florida Turnpike Law” shall mean Sections 338.22 - 338.244<sup>5</sup>, Florida Statutes, as amended from time to time.

“Holder of Bonds” or “Bondholder” or “Holders” or any similar term shall mean any person who shall be the Registered Owner or his registered transferee of any Bond or Bonds.

“Interest Commencement Date” shall mean, with respect to any particular Capital Appreciation and Income Bonds, the date specified in a subsequent resolution of the Division (which date must be prior to the maturity date for such Capital Appreciation and Income Bonds), after which interest accruing on such Capital Appreciation and Income Bonds shall be payable periodically as determined by the subsequent resolution of the Division, with the first such payment date being the applicable Interest Payment Date immediately succeeding such Interest Commencement Date.

“Interest Payment Date” shall mean, for each Series of Bonds, such dates of each Fiscal Year on which interest on Outstanding Bonds of such Series is payable, as set forth in a subsequent resolution of the Division.

“Maximum Annual Debt Service” shall mean, at any time, the maximum amount of Net Revenues, (with respect to the particular Series of Bonds, or all Bonds, as the case may be) required to be deposited in the then current or any succeeding Fiscal Year into any interest account, principal account, bond amortization account for scheduled redemption of Term Bonds and, if the Division has elected to fund all or a portion of the Debt Service Reserve Requirement from the Net Revenues, the required deposit to a debt service reserve account or sub-account, as provided in the Resolution; provided that in computing such Maximum Annual Debt Service any (i) Variable Rate Bonds shall be deemed to bear interest at all times to the maturity thereof at a constant rate of interest equal to the highest of the rate borne by such Variable Rate Bonds on the date they were issued plus one-half (or such greater amount as shall be determined in a subsequent resolution of the Division) of the difference between such rate and the Maximum Interest Rate, or the actual rate of interest borne by such Variable Rate Bonds on such date of calculation, or the maximum effective rate of such Variable Rate Bonds adjusted to reflect a Qualified Interest Rate Agreement, if any, and (ii) Option Bonds Outstanding during such Fiscal Year shall be assumed to mature on their stated dates of maturity or on the due dates of the mandatory amortization installments established for such Option Bonds, if any. For the purpose of calculating the deposits to be made into a sub-account in the Debt Service Reserve Account, the Maximum Annual Debt Service shall mean, at any time, the maximum amount, if any, required to be deposited in the then current or any succeeding Fiscal Year into the interest account, principal account and bond amortization account with respect to the Bonds for which such sub-account has been established. The amount of Term Bonds maturing in any Fiscal Year shall not be included in determining the Maximum Annual Debt Service. For the purpose of Section 6.01, governing the issuance of Additional Bonds, in computing

---

<sup>5</sup> Changed to the Florida Turnpike Enterprise Law, Sections 338.22-338.241, by s.15, ch. 2002-20, Laws of Florida.

Maximum Annual Debt Service any Variable Rate Bonds or bank reimbursement agreements payable on a parity with the Outstanding Bonds shall be deemed to bear interest at the Maximum Interest Rate.

“Maximum Interest Rate” shall mean, with respect to any particular series of Variable Rate Bonds, a numerical rate of interest that shall be the maximum rate of interest that such Variable Rate Bonds may at any particular time bear, including the maximum effective rate of such Variable Rate Bonds adjusted to reflect a Qualified Interest Rate Agreement, if any, not to exceed the maximum rate of interest allowed under State law, as determined by a subsequent resolution of the Division.

“Net Revenues” shall mean the Revenues remaining after the deduction of Cost of Maintenance and Cost of Operations.

“Option Bonds” shall mean Bonds, which may be either Serial Bonds or Term Bonds, which by their terms may be tendered by and at the option of the Holder thereof for payment by the Division prior to the stated maturity thereof, or the maturities of which may be extended by and at the option of the Holder thereof, such extension to be within the period, if any, prescribed by subsequent resolution of the Division.

“Outstanding”, when used with reference to the Bonds, shall mean, as of any date of determination, all Bonds theretofore authenticated and delivered except:

(i) Bonds theretofore canceled by the Bond Registrar/Paying Agent or delivered to the Bond Registrar/Paying Agent for cancellation;

(ii) Bonds which are deemed paid and defeased and no longer Outstanding as provided herein;

(iii) Bonds in lieu of which other Bonds have been issued pursuant to the provisions hereof relating to Bonds destroyed, stolen or lost, unless evidence satisfactory to the Bond Registrar/Paying Agent has been received that any such Bond is held by a bona fide purchaser; and

(iv) For purposes of any consent or other action to be taken hereunder by the Holders of a specified percentage of principal amount of Bonds, Bonds held by or for the account of the Division or the Department.

“Permitted Investments” shall mean and include any of the following securities, if and to the extent the same are permitted by law:

(i) U.S. obligations and any certificates or any other evidences of an ownership interest in U.S. Obligations or in specified portions thereof (which may consist of specified portions of the interest thereon);

(ii) bonds, debentures, or other evidences of indebtedness issued or guaranteed by any agency or corporation which has been or may hereafter be created pursuant to an Act of Congress as an agency or instrumentality of the United States of America;

(iii) investment agreements with any bank or other financial institution, the unsecured debt of which is rated in either of the two highest letter rating categories by a Rating Agency;

(iv) Municipal Obligations, which are hereby defined as: (A) obligations of states or political subdivisions thereof or U.S. territories, whether or not the interest thereon is excluded from gross income for federal income tax purposes, which obligations may or may not subject the holders thereof to the alternative minimum tax pursuant to the U.S. Internal Revenue Code, and which are rated in any of the two highest full rating categories by a nationally recognized bond rating agency, or (B) stock of a qualified regulated investment company within the meaning of paragraph (a) (2) of Internal Revenue Service Advance Notice 87-22, released February 24, 1987, or any related or updated notice, release or regulation, which stock is rated in any of the two highest full rating categories by a Rating Agency;

(v) Certificates of deposit issued by or time deposits with any bank or trust company organized under the laws of any state of the United States of America or any national banking association, or a branch of a foreign bank duly licensed under the laws of the United States of America or any state or territory thereof, whose senior debt is rated within the two highest long-term or short-term rating categories of a Rating Agency;



(vi) Bills of exchange or time drafts drawn on and accepted by a commercial bank under the laws of any state of the United States of America or any state or territory thereof or any national banking association, otherwise known as bankers acceptances, which are eligible for purchase by the Federal Reserve System;

(vii) Repurchase agreements with any bank or trust company or savings and loan association, or with any broker or dealer registered with the Securities and Exchange Commission and covered by the Securities Investor Protection Corporation in the event of insolvency, in any case having short term debt rated in either of the two highest categories by a Rating Agency provided that, (1) to the extent not insured, the repurchase agreements are secured by Permitted Investments of the kind specified in subsections (i) and (ii) above having at all times a fair market value of at least 100% of the value (principal plus accrued interest) of such agreement or contract, (2) the State has a perfected first security interest in such Permitted Investments, and (3) the Permitted Investments are owned by the pledgor free and clear of any kind of liens or security interests other than that of the State; the security for any repurchase agreements shall be (i) in the case of Government Obligations which can be pledged by a book entry notation under regulations of the U.S. Department of Treasury, appropriately entered on the records of a Federal Reserve Bank, or (ii) in the case of other investments, either deposited with the State of Florida, with a Federal Reserve Bank or with a bank or trust company which is acting solely as agent for the State and has a combined net capital and surplus of at least \$25,000,000.

(viii) Shares or other interests in any mutual fund, trust, investment company or similar entity or portfolio which invests solely in Permitted Investments of the types described in subparagraphs (i), (ii), (iv), (v) or (vi) above or any combination thereof;

(ix) Commercial paper rated in either of the two highest rating categories by a Rating Agency or commercial paper backed by a letter of credit or line of credit rated in either of the two highest rating categories; and

(x) Public Housing Bonds issued by public agencies or municipalities and fully secured as to the payment of both principal and interest by a pledge of annual contributions under an annual contributions contract or contracts with the United States of America; or temporary notes, preliminary loan notes or project notes issued by public agencies or municipalities, in each case, fully secured as to the payment of both principal and interest by a requisition or payment agreement with the United States of America.

“Principal Payment Date” shall mean, for each Series of Bonds, such dates of each Fiscal Year on which principal of Outstanding Bonds of such Series is payable, as set forth in a subsequent resolution of the Division.

“Qualified Interest Rate Agreement” shall mean an insurance policy, surety bond, or interest rate cap or exchange agreement, provided with respect to Variable Rate Bonds issued from time to time, that either places a limit on the required annual payments related to such Variable Rate Bonds or results in a fixed annual payment requirement. Such Qualified Interest Rate Agreement shall be provided by an insurer rated in the highest rating category by A. M. Best & Company or a banking association or financial institution whose senior unsecured debt is rated in one of the two highest full rating categories by a Rating Agency.

“Rating Agency” shall mean Moody's Investors Service (or its successor), Standard & Poor's Corporation (or its successor), and Fitch Ratings (or its successor).

“Rebate Amount” shall have the meaning ascribed to that term in Section 5.15 of this Resolution.

“Rebate Fund” shall be the Rebate Fund created and established pursuant to Section 5.15 of this Resolution.

“Rebate Year” shall mean, with respect to a particular Series of Bonds issued hereunder, (i) the twelve-month period commencing on the anniversary of the “closing date” with respect to such Bonds in each year and ending on the day prior to the anniversary of the “closing date” in the following year, except that the first Rebate Year with respect to each Series of Bonds shall commence on the “closing date” for such Bonds and the final Rebate Year with respect to each Series of Bonds shall end on the date of final maturity of such Bonds or (ii) such other period as regulations promulgated or to be promulgated by the United States Department of Treasury may prescribe. “Closing date” as used herein shall mean with respect to a particular Series of Bonds issued hereunder the date of issuance and delivery of such Bonds to the original purchaser thereof.

“Record Date” shall mean with respect to each Series of Bonds, except Variable Rate Bonds, the 15th day of the calendar month next preceding the month of an Interest Payment Date. The Record Date for Variable Rate Bonds shall be as determined by subsequent resolution of the Division.

“Registered Owner” shall mean the owner of any Bond or Bonds as shown on the registration book of the Board kept by the Bond Registrar/Paying Agent.

“Reserve Account Credit Facility” shall mean a Reserve Account Insurance Policy, Reserve Account Letter of Credit or other comparable insurance or financial product, if any, deposited in a debt service reserve sub-account in lieu of or in partial substitution for cash or securities on deposit therein. The issuer providing such Reserve Account Credit Facility shall be rated in one of the two highest full rating categories of a Rating Agency.

“Reserve Account Insurance Policy” shall mean the insurance policy, surety bond or other acceptable evidence of insurance, if any, deposited in a debt service reserve sub-account, if any, in lieu of or in partial substitution for cash or securities on deposit therein. The issuer providing such Reserve Account Insurance Policy shall be an insurer rated in one of the two highest full rating categories of a Rating Agency.

“Reserve Account Letter of Credit” shall mean the irrevocable, transferable letter of credit, if any, deposited in a debt service reserve sub-account, if any, in lieu of or in partial substitution for cash or securities on deposit therein. The issuer providing such letter of credit shall be a banking association, bank or trust company or branch thereof whose letter of credit results in the rating of municipal obligations secured by such letter of credit to be rated in one of the two highest full rating categories of a Rating Agency.

“Resolution” shall mean this resolution.

“Revenues” or “Gross Revenues” shall mean all Tolls, revenues, rates, fees, charges, receipts, rents and other income derived from or in connection with the operation of the Florida Turnpike. “Revenues” or “Gross Revenues” shall also include, unless otherwise indicated by this Resolution, income from investments of funds and accounts created by this Resolution deposited in the Revenue Fund created in Section 4.01 below, and the proceeds of any use and occupancy insurance relating to the Florida Turnpike.

“Serial Bonds” shall mean the Bonds of a Series which shall be stated to mature in periodic installments.

“Series” shall mean all of the Bonds authenticated and delivered on original issuance and pursuant to this Resolution or any supplemental resolution authorizing such Bonds as a separate Series of Bonds, or any Bonds thereafter authenticated and delivered in lieu of or in substitution for such Bonds pursuant to Article II hereof, regardless of variations in maturity, interest rate or other provisions.

“State Bond Act” shall mean Sections 215.57 through 215.83, Florida Statutes, as amended from time to time.

“Taxable bonds” shall mean bonds the interest on which is not, in any manner, exempt from federal income taxation or excludable from gross income for federal income tax purposes.

“Term Bonds” shall mean the Bonds of a Series which shall be stated to mature on one date and for the amortization of which payments are required to be made into the Bond Amortization Account in the Sinking Fund, hereinafter created, as may be provided in a subsequent resolution of the Division.

“Toll” or “Tolls” shall mean the charge or charges for the privilege of using the Turnpike System except those non-Toll roads designated as part of the Turnpike System. A “Toll road” or “Toll facility” shall generally mean a limited access highway, road, bridge, or other facility of the Turnpike System for which use a charge is required of non-exempt persons. A “non-Toll road” or “non-Toll facility” shall generally mean a highway, road, bridge or other facility of the Turnpike System for use of which a charge is not required.

“Traffic Engineers” shall mean the engineer or engineering firm or corporation retained by the Department pursuant to Section 5.14 of this Resolution.

“Turnpike Improvement” shall mean any betterment necessary or desirable for the operation of the Toll roads or Feeder Roads of the Turnpike System, including, but not limited to, widenings, resurfacings, Toll plazas, machinery, and equipment.

“Turnpike Plan” shall mean, collectively, those projects described in Section 1.03(D) of Article I of this Resolution.

“Turnpike Project” shall mean those projects described in Section 1.03(D) (1) (2) & (3) of this Resolution and any Turnpike Improvement or any extension to the Turnpike System statewide including Toll roads and associated Feeder Roads and other related structures, interchanges, appurtenances, or rights as may be approved in accordance with the Florida Turnpike Law.

“Turnpike System” shall mean those Toll roads and associated Feeder Roads and other related structures, appurtenances, or rights previously designated, acquired or constructed pursuant to the Florida Turnpike Law and other additional Turnpike Projects as may be acquired or constructed as approved by the Legislature in accordance with Section 11(e), Article VII, of the State Constitution, or in accordance with Section 339.135, Florida Statutes, and such other roads and facilities as are designated part of the Turnpike System pursuant to the provisions of the Florida Turnpike Law.

“Unit Priced Bonds” shall mean a portion of a Series of Variable Rate Bonds, which may be either Serial Bonds or Term Bonds and which also may be Option Bonds, issued such that the determinations of interest rate and the duration of the interest period for each Bond of such Series are made independently of the determinations for any other Bond of such Series.

“Variable Rate Bonds” shall mean Bonds, which may be either Serial Bonds or Term Bonds, and which also may be Option Bonds, issued with a variable, adjustable, convertible or other similar rate which is not fixed in percentage for the entire term of such Bonds at the date of issue. Variable Rate Bonds shall also include Unit Priced Bonds.

Words importing singular number shall include the plural number, and vice versa, and words importing persons shall include firms and corporations, wherever the text so requires.

SECTION 1.03. FINDINGS. It is hereby found, determined, and declared as follows:

(A) That the Florida Turnpike is predominately a limited-access facility and for most of its length it is a four-lane, divided highway. Access to and from Toll roads is provided at major road interchanges. No persons are permitted to use any Toll facility without payment of a Toll, except for specifically exempted persons, and the failure to pay a prescribed Toll constitutes a noncriminal traffic infraction pursuant to Section 338.155, Florida Statutes (1987). In order to better integrate the Florida Turnpike into the urban expressway systems of Dade, Broward and Palm Beach counties, the Department intends to change, and is in the process of converting, the method of collecting Tolls on the southern section of the Florida Turnpike between Golden Glades and Lantana, a distance of approximately 45 miles. The Department is presently converting this section from a ticket system of Toll collection to a barrier/ramp system of Toll collection which, like the ticket system, is designed to prevent unauthorized use of a Toll facility. Some of the original portions of the Florida Turnpike were constructed and managed by the Florida State Turnpike Authority. Pursuant to Chapter 69-106, Laws of Florida, Acts of 1969, the Department succeeded to all the powers, properties and assets of the Florida State Turnpike Authority. The Department has maintenance facilities at several Turnpike System locations and operates eight Turnpike System service plazas.

(B) That the Department, in accordance with the Florida Turnpike Law, is authorized to acquire, construct, maintain and operate the Turnpike System; and that under the State Bond Act and the Florida Turnpike Law, the Division is authorized to issue revenue bonds on behalf of the Department to finance all or any part of the cost of any one or more Turnpike Projects.

(C) That the Department has determined after studies to assess needs that various Turnpike Projects should be undertaken in the public interest in order to facilitate vehicular traffic and to promote the safety and welfare of the State and its citizens and visitors.

(D) That the Department has requested the Division to issue on its behalf bonds in aggregate principal amount not to exceed \$4,419,997,419.20 for the purpose of financing a portion of the cost of the Turnpike Plan which is more fully described as follows:

(1) Those projects listed in Alternative IV of the April 1987 report on the Future of Florida's Turnpike as recommended to the Legislature by the Secretary of the Department. A copy of the 1987 report is hereby incorporated herein by reference.

(2) An extension to the existing Turnpike System beginning at the present northern terminus of the Florida Turnpike near Wildwood in Sumter County, to a point at Lebanon Station in Levy County, a distance of approximately 43 miles, the exact route and termini to be determined by the Department.

(3) An extension of the Sawgrass Expressway, a project of the Broward County Expressway Authority, providing a connection from the present northern terminus of the Expressway to Interstate 95.

(4) Such other Turnpike Projects as are approved by the Legislature in accordance with the Florida Turnpike Law and s. 11(e), Art. VII of the State Constitution.

(E) That the Net Revenues from the Florida Turnpike will be pledged for the payment of, and will be sufficient to pay, the principal of and interest on the Bonds and to make all other payments provided for in this Resolution; and that the Department shall at all times fix, adjust, charge, and collect such Tolls for the use of the Turnpike System, except on non-Toll roads, as are required in order to provide an amount sufficient with other Revenues to pay the Cost of Maintenance and Cost of Operation of the Turnpike System; to pay the principal of and interest on the Bonds as the same become due and payable; and to create reserves for all such purposes.

(F) That in 1955, 1961, 1970, and 1973 revenue bonds were issued to finance various portions of the Florida Turnpike and Revenues were pledged to their payment. The liens of those bonds on Revenues have been defeased in the following manner: the 1955 bonds were refunded by the 1961 bonds; the indebtedness of the 1961 and 1970 bonds were retired early pursuant to provisions of a 1961 trust indenture and a 1970 supplemental trust indenture; the 1973 bonds matured on August 1, 1988 and provision for their payment has been made.

(G) That the Annual Debt Service Requirement of the Bonds for each Fiscal Year and the Cost of Maintenance and Cost of Operation and other payments provided for in this Resolution will be paid solely from the Revenues, and, except as to the Net Revenues, the Bonds shall not constitute a debt or charge against the State of Florida or any agency thereof or a lien on any properties of the State of Florida or any agency thereof.

(H) That the Turnpike Plan shall be constructed substantially in accordance with the plans and specifications to be filed in the office of the Department. The cost of the Turnpike Plan, including financing, planning, design, right-of-way acquisition, construction and related costs shall be deemed to include the cost of actual construction of the Turnpike Projects of the Turnpike Plan, and other facilities therefor including rights of way; reimbursement to the Department for advances made by the Department for acquisition and construction; materials and labor; the acquisition of all lands or interest therein and any other property, real or personal, appurtenant to or useful in the construction and operation of the Turnpike Projects of the Turnpike Plan; technical engineering fees including preliminary engineering expenses incurred by the Department; legal fees; fees and expenses of the Division; advertising of resolutions, notices of sale and other proceedings; reasonable amounts for contingencies; expenses for plans, specifications and surveys, and estimates of costs; and all other costs and expenses of the Division and the Department, including any Cost of Issuance, necessary to the financing, acquisition, construction, and placing in operation of the Turnpike Plan.

(I) That the not-to-exceed \$4,419,997,419.20 aggregate principal amount of Bonds authorized to be issued by this Resolution may be issued at one time or in one or more Series from time to time as determined by the Division.

SECTION 1.04. RESOLUTION TO CONSTITUTE CONTRACT. In consideration of the acceptance of the Bonds authorized to be issued hereunder by those who shall hold the same from time to time this Resolution shall be deemed to be and shall constitute a contract between the Department and such Bondholders; and the covenants and agreements herein set forth to be performed by the Department shall be for the equal benefit, protection, and security of the legal Holders of any and all of the Bonds, all of which shall be of equal rank and without preference, priority, or distinction as to any of the Bonds over any other thereof, except as expressly provided in or permitted by this Resolution.

ARTICLE II  
AUTHORIZATION, TERMS, EXECUTION, REGISTRATION,  
AND ISSUANCE OF THE BONDS

SECTION 2.01. AUTHORIZATION OF THE BONDS; TEMPORARY BONDS. Subject and pursuant to the provisions of this Resolution, the Bonds are hereby authorized to be issued by the Division on behalf of the Department in the aggregate principal amount of not to exceed \$4,419,997,419.20 for the purpose of financing a portion of the cost of the Turnpike

Plan, which Bonds may be issued all at one time or from time to time in one or more Series, and if in Series, may be dated, numbered, and designated as to Series as shall be determined by subsequent resolution or resolutions of the Division.

Pending the preparation of definitive Bonds, the Division may execute and deliver temporary Bonds. Temporary Bonds shall be issuable as registered Bonds without coupons, of any authorized denomination, and substantially in the form of the definitive Bonds but with such omissions, insertions, and variations as may be appropriate for temporary Bonds, all as may be determined by the Division. Temporary Bonds may contain such reference to any provisions of this Resolution as may be appropriate. Every temporary Bond shall be executed and authenticated upon the same conditions and in substantially the same manner, and with like effect, as the definitive Bonds. As promptly as practicable the Division shall execute and shall furnish definitive Bonds and thereupon temporary Bonds may be surrendered in exchange for definitive Bonds without charge at the principal office of the Bond Registrar/Paying Agent, and the Bond Registrar/Paying Agent shall authenticate and deliver in exchange for such temporary Bonds a like aggregate principal amount of definitive Bonds of authorized denominations. Until so exchanged, the temporary Bonds shall be entitled to the same benefits under this Resolution as definitive Bonds.

SECTION 2.02. DESCRIPTION OF THE BONDS. Unless otherwise specified by the Division in a subsequent resolution, the Bonds shall be payable, with respect to interest, principal and premium, if any, in any coin or currency of the United States of America which at the time of payment is legal tender for the payment of public and private debts; shall be issued in the form of fully registered Bonds; shall be dated as determined by subsequent resolution of the Division relating to the issuance of such Series of Bonds; shall bear interest, which may be fixed or variable, from their date at a rate not exceeding the legal rate per annum, with interest payments to be mailed, or in certain cases made by wire transfer as provided by subsequent resolution of the Division, to the registered Holder thereof by the Bond Registrar/Paying Agent at the address shown on the registration books of the Board held by the Bond Registrar/Paying Agent as of the Record Date, provided, however, that if the Record Date is a Saturday, Sunday or holiday, then to the registered Holder and at the registered address shown on the registration books of the Board at the close of business on the day next preceding such Record Date which is not a Saturday, Sunday or holiday, except for (i) Capital Appreciation Bonds which shall bear interest as described under the defined term Accreted Value, payable only upon redemption, acceleration or maturity thereof and (ii) Capital Appreciation and Income Bonds which shall bear interest as described under the defined term Appreciated Value, (such interest accruing on or prior to the Interest Commencement Date being payable at maturity and such interest accruing after the Interest Commencement Date being payable periodically), payable on the amount due at maturity but only from and after the Interest Commencement Date; shall be lettered and shall be numbered in such manner as determined by subsequent resolution of the Division; shall be in denominations as determined by supplemental resolution of the Division and shall mature on such dates, in such years and in such amounts, as determined by subsequent resolution of the Division.

SECTION 2.03. NO PLEDGE OF FULL FAITH AND CREDIT OF STATE OF FLORIDA. The payment of the principal of and interest on the Bonds is secured only by the Net Revenues, as defined herein, generated by the Florida Turnpike in the manner set forth herein. The Bonds do not constitute general obligations or indebtedness of the State of Florida or any of its agencies and shall not be a debt of the State or of any agency.

SECTION 2.04. BONDS MAY BE ISSUED AS SERIAL BONDS OR TERM BONDS. The Bonds issued hereunder may be Serial Bonds or Term Bonds and may be Variable Rate Bonds (including Unit Priced Bonds), Capital Appreciation Bonds, Capital Appreciation and Income Bonds, Option Bonds and Taxable Bonds, as determined by subsequent resolution of the Division.

SECTION 2.05. PROVISIONS FOR REDEMPTION. The Bonds of each Series may be made redeemable in such manner and upon such terms and conditions as determined by subsequent resolution adopted by the Governing Board of the Division prior to the sale of the Bonds or any Series thereof.

A notice of the redemption prior to maturity of any of the Bonds shall be mailed by first class mail (postage prepaid) at least thirty days prior to the date fixed for redemption to the Registered Owner of the Bonds, except Variable Rate Bonds, to be redeemed, of record on the books kept by the Bond Registrar/Paying Agent, as of forty-five days prior to the date fixed for redemption. The notice period for Variable Rate Bonds shall be as determined by subsequent resolution of the Division. Such notice of redemption shall specify the serial or other distinctive numbers or letters of the Bonds to be redeemed, if less than all, the date fixed for redemption, and the redemption price thereof and, in the case of Bonds to be redeemed in part only, the principal amount thereof to be redeemed. Failure so to give any such notice by mailing to any Bondholder, or any defect therein, shall not affect the validity of the proceedings for the redemption of any Bond or portion thereof with respect to which no such failure has occurred. Any notice mailed as provided above shall be conclusively presumed to have been given, whether or not the Registered Owner of such Bond receives such notice.

The Bond Registrar/Paying Agent shall not be required (a) to issue, transfer or exchange any Bonds during a period beginning at the opening of business on the 15th business day next preceding the date fixed for redemption and ending at the close of business on the date fixed for redemption; or (b) to transfer or exchange any Bonds selected, called or being called for redemption in whole or in part.

Notice having been published and mailed in the manner and under the conditions hereinabove provided, the Bonds or portions of Bonds so called for redemption shall, on the redemption date designated in such notice, become and be due and payable at the redemption price provided for redemption of such Bonds or portions of Bonds on such date. On the date so designated for redemption, notice having been published and mailed and moneys for payment of the redemption price being held in separate accounts by an escrow agent, the Board, or Bond Registrar/Paying Agent, in trust for the Registered Owners of the Bonds or portions thereof to be redeemed, all as provided in this Resolution, interest on the Bonds or portions of Bonds so called for redemption shall cease to accrue, such Bonds and portions of Bonds shall cease to be entitled to any lien, benefit or security under this Resolution, and the Registered Owners of such Bonds or portions of Bonds shall have no rights in respect thereof except to receive payment of the redemption price thereof and, to the extent provided in the following paragraph, to receive Bonds for any unredeemed portion of the Bonds.

In addition to the mailing of the notice described above, each notice of redemption and payment of the redemption price shall meet the requirements of this paragraph; provided, however, that failure of such notice or payment to comply with the terms of this paragraph shall not in any manner defeat the effectiveness of a call for redemption if notice thereof is given as prescribed above in this Section.

(a) Each further notice of redemption given hereunder shall contain the information required above for an official notice of redemption plus (i) the CUSIP numbers of all Bonds being redeemed; (ii) the date of issue of the Bonds as originally issued; (iii) the rate of interest borne by each Bond being redeemed; (iv) the maturity date of each Bond being redeemed; (v) the publication date of the official notice of redemption; (vi) the name and address of the Bond Registrar/Paying Agent; and (vii) any other descriptive information needed to identify accurately the Bonds being redeemed.

(b) Each further notice of redemption shall be sent at least thirty-five (35) days before the redemption date by certified mail or overnight delivery service or telecopy to all registered securities depositories then in the business of holding substantial amounts of obligations of types comprising the Bonds (such depositories now being The Depository Trust Company, New York, New York, Midwest Securities Trust Company, Chicago, Illinois, Pacific Securities Depository Trust Company, San Francisco, California and Philadelphia Depository Trust Company, Philadelphia, Pennsylvania) and to one or more national information services that disseminate notices of redemption of obligations such as the Bonds.

(c) Each further notice of redemption shall be published one time in the Bond Buyer of New York, New York or, if such publication is impractical or unlikely to reach a substantial number of the holders of the Bonds, in some other financial newspaper or journal which regularly carries notices of redemption of other obligations similar to the Bonds, such publication to be made at least thirty (30) days prior to the date fixed for redemption.

(d) Upon the payment of the redemption price of Bonds being redeemed, each check or other transfer of funds issued for such purpose shall bear the CUSIP number identifying, by issue and maturity, the Bonds redeemed with the proceeds of such check or other transfer.

In case part but not all of an Outstanding Bond shall be selected for redemption, the Registered Owner thereof shall present and surrender such Bond to the Bond Registrar/Paying Agent for payment of the principal amount thereof so called for redemption, and the Bond Registrar/Paying Agent shall execute and deliver to or upon the order of such Registered Owner, without charge therefor, for the unredeemed balance of the principal amount of the Bond so surrendered, a Bond or Bonds fully registered as to principal and interest.

Bonds or portions of Bonds that have been duly called for redemption under the provisions of this Section, and with respect to which amounts sufficient to pay the principal of, redemption premium, if any, and interest to the date fixed for redemption shall be delivered to and held in escrow in separate accounts by an escrow agent, the Board, or Bond Registrar/Paying Agent in trust for the Owners thereof, as provided in this Resolution, shall not be deemed Outstanding under the provisions of this Resolution and shall cease to be entitled to any lien, benefit or security under this Resolution, except to receive the payment of the redemption price on or after the designated date of redemption from moneys so deposited with or

held by such escrow agent, the Board, or Bond Registrar/Paying Agent, as the case may be, for such redemption of Bonds and, to the extent provided in this Section, to receive Bonds for any unredeemed portion of Bonds. Any and all of the Bonds redeemed prior to maturity shall be duly cancelled by the Bond Registrar/Paying Agent, and shall not be reissued.

SECTION 2.06. EXECUTION OF BONDS. The Bonds shall be executed in the name of the Division on behalf of the Department by the Governor, as Chairman of the Division, and attested by the Secretary of the Division, or such other officers as may be designated by resolution, and the corporate seal of the Division or a facsimile thereof shall be affixed thereto or reproduced thereon. The facsimile signatures of the Governor, as Chairman, and the Secretary, or such other officer, may be imprinted or reproduced on the Bonds, provided that, in accordance with the laws of Florida in effect on the date of the adoption of this Resolution, at least one signature, which may be that of the Bond Registrar/Paying Agent, required to be placed on the Bonds shall be manually subscribed. In the event that the laws of Florida relevant to the requirements for facsimile or manual signatures are changed prior to the delivery of the Bonds, then the signatures which are actually imprinted, reproduced, or manually subscribed on the Bonds shall be in compliance with the new laws. In case any one or more of the officers who shall have signed or sealed any of the Bonds shall cease to be such officer of the Division before the Bonds so signed and sealed shall have been actually sold and delivered, such Bonds may nevertheless be sold and delivered as herein provided and may be issued as if the person who signed or sealed such Bonds had not ceased to hold such office. Any Bonds may be signed and sealed on behalf of the Division by such person as at the actual time of the execution of such Bonds shall hold the proper office, although at the date of such Bonds such person may not have held such office or may not have been so authorized.

A certification as to Circuit Court validation, in the form hereinafter provided, shall be executed with the facsimile signature or manual signature of any present or future Chairman of the Governing Board of the Division.

SECTION 2.07. NEGOTIABILITY. The Bonds shall have all the qualities and incidents of a negotiable instrument under the Uniform Commercial Code - Investment Securities Law of the State of Florida. The original holder and each successive holder of any of the Bonds shall be conclusively deemed by his acceptance thereof to have agreed that the Bonds shall be and have all the qualities and incidents of a negotiable instrument under the Uniform Commercial Code - Investment Securities Law of the State of Florida.

SECTION 2.08. REGISTRATION. The Bonds shall be issued only as fully registered bonds without coupons. The Bond Registrar/Paying Agent shall be responsible for maintaining the books for the registration of and for the transfer of the Bonds in compliance with the Registrar, Paying Agent and Transfer Agreement, dated October 1, 1983, or successor agreement, between Citibank, N.A.<sup>6</sup>, and the Board.

Upon surrender to the Bond Registrar/Paying Agent for transfer or exchange of any Bond, duly endorsed for transfer or accompanied by an assignment duly executed by the Registered Owner or his attorney duly authorized in writing, the Bond Registrar/Paying Agent shall deliver in the name of the transferee or transferees a new fully registered Bond or Bonds of authorized denominations of the same maturity for the aggregate principal amount which the Registered Owner is entitled to receive.

The principal amount of the Bonds shall be paid to the Registered Owner or registered assigns on the maturity date of the Bonds, unless redeemed prior thereto as provided in a subsequent resolution of the Division upon presentation and surrender of the Bonds at the principal office of the Bond Registrar/Paying Agent.

Interest shall be paid on the Interest Payment Dates to the Registered Owner of record whose name appears on the books of the Bond Registrar/Paying Agent as of 5:00 p.m. (local time, New York, New York) on the Record Date, by check or draft mailed (or transferred by a mode at least equally as rapid as mailing) from the Bond Registrar/Paying Agent to the Bondholder, or in certain cases shall be paid by wire transfer as provided by subsequent resolution of the Division, except for (i) Capital Appreciation Bonds which shall bear interest as described under the defined term Accreted Value, payable only upon redemption, acceleration or maturity thereof and (ii) Capital Appreciation and Income Bonds which shall bear interest as described under the defined term Appreciated Value (such interest accruing on or prior to the Interest Commencement Date being payable at maturity and such interest accruing after the Interest Commencement Date being payable periodically).

---

<sup>6</sup> U.S. Bank Trust National Association, New York, NY, effective 1/7/03.

All Bonds presented for transfer, exchange, redemption or payment (if so required by the Division or the Bond Registrar/Paying Agent) shall be accompanied by a written instrument or instruments of transfer or authorization for exchange, in form and with guaranty of signature satisfactory to the Division and the Bond Registrar/Paying Agent, duly executed by the Registered Owner or by his duly authorized attorney.

Neither the Division nor the Bond Registrar/Paying Agent may charge the Bondholder or his transferee for any expenses incurred in making any exchange or transfer of the Bonds. However, the Division and the Bond Registrar/Paying Agent may require payment from the Bondholder of a sum sufficient to cover any tax, fee, or other governmental charge that may be imposed in relation thereto. Such governmental charges and expenses shall be paid before any such new Bond shall be delivered.

New Bonds delivered upon any transfer or exchange shall be valid obligations of the Department, evidencing the same debt as the Bonds surrendered, shall be secured by this Resolution, and shall be entitled to all of the security and benefits hereof to the same extent as the Bonds surrendered.

The Division and the Bond Registrar/Paying Agent may treat the Registered Owner of any Bond as the absolute owner thereof for all purposes, whether or not such Bond shall be overdue, and shall not be bound by any notice to the contrary. The person in whose name any Bond is registered may be deemed the owner thereof by the Division and the Bond Registrar/Paying Agent, and any notice to the contrary shall not be binding upon the Division or the Bond Registrar/Paying Agent.

In addition, notwithstanding the foregoing, to the extent permitted by applicable law, the Division may establish a system of registration with respect to any Series or all Series of Bonds issued hereunder and may issue certificated public obligations (represented by instruments) or uncertificated registered public obligations (not represented by instruments) commonly known as book-entry obligations, combinations thereof, or such other obligations as may then be permitted by law. The Division shall appoint such registrars, transfer agents, depositories and other agents as may be necessary to cause the registration, registration of transfer and reissuance of the Bonds within a commercially reasonable time according to the then current industry standards and to cause the timely payment of interest, principal and premium, if any, payable with respect to the Bonds. Any such system may be effective for any series of Bonds then Outstanding or to be subsequently issued, provided that if the Division adopts a system for the issuance of uncertificated public obligations, it may permit thereunder the conversion, at the option of a holder of any Bonds then Outstanding, of a certificated registered public obligation to an uncertificated registered obligation, and the reconversion of the same.

Notwithstanding the foregoing provisions of this Section 2.08, the Division reserves the right, on or prior to the delivery of the Bonds, to amend or modify the foregoing provisions relating to registration of the Bonds in order to comply with all applicable laws, rules, and regulations of the United States Government and the State of Florida relating thereto.

**SECTION 2.09. AUTHENTICATION.** No Bond shall be valid or obligatory for any purpose or be entitled to any security or benefit under this Resolution unless and until a certificate of authentication on such Bond substantially in the form herein set forth shall have been duly executed by the manual signature of the Bond Registrar/Paying Agent, and such executed certificate of the Bond Registrar/Paying Agent upon any such Bond shall be conclusive evidence that such Bond has been authenticated and delivered under this Resolution. The Bond Registrar/Paying Agent's certificate of authentication on any Bond shall be deemed to have been executed by it if signed by an authorized officer or signatory of the Bond Registrar/Paying Agent, but it shall not be necessary that the same officer or signatory sign the certificate of authentication on all of the Bonds issued hereinafter.

**SECTION 2.10. DISPOSITION OF BONDS PAID OR EXCHANGED.** Whenever any Bond shall be delivered to the Bond Registrar/Paying Agent for cancellation, upon payment of the principal amount thereof or for replacement or transfer or exchange, such Bonds shall either be retained by the Bond Registrar/Paying Agent for a period of time specified in writing by the Division or the Board or, at the option of the Division or the Board, shall be cancelled and destroyed by the Bond Registrar/Paying Agent and counterparts of a certificate of destruction evidencing such destruction shall be furnished to the Division or the Board.

**SECTION 2.11. BONDS MUTILATED, DESTROYED, STOLEN OR LOST.** In case any Bond shall be mutilated, or be destroyed, stolen or lost, the Division may in its discretion issue and deliver a new Bond of like tenor as the Bond so mutilated, destroyed, stolen, or lost, in exchange and substitution for such mutilated Bond, upon surrender and cancellation of such mutilated Bond or in lieu of and substitution for the Bond destroyed, stolen or lost, and upon the holder furnishing the Division proof of his ownership thereof and satisfactory indemnity and complying with such other reasonable regulations and



conditions as the Division may prescribe and paying such expenses as the Division may incur. If any such Bond shall have matured or be about to mature, instead of issuing a substitute Bond, the Division may pay the same, upon being indemnified as aforesaid, and if such Bond be lost, stolen or destroyed, without surrender thereof.

Any such duplicate Bonds issued pursuant to this Section shall constitute original, additional, contractual obligations on the part of the Department, whether or not the lost, stolen or destroyed Bonds be at any time found by anyone and such duplicate Bonds shall be entitled to equal and proportionate benefits and rights as to lien, source and security for payment, pursuant to this Resolution, from the Net Revenues.

SECTION 2.12. FORM OF BONDS. The text of the Bonds together with the form of the certificates to be endorsed thereon, shall be substantially of the following tenor, with such omissions, insertions and variations as may be necessary and desirable and authorized or permitted by this Resolution or any subsequent resolution adopted prior to the issuance thereof, or as may be necessary to comply with applicable laws, rules, and regulations of the United States Government and the State of Florida in effect upon the issuance thereof:

[FORM OF BOND INTENTIONALLY OMITTED]

ARTICLE III  
CONSTRUCTION OF TURNPIKE PLAN; APPLICATION OF BOND PROCEEDS;  
SECURITY FOR THE BONDS

SECTION 3.01. DEPARTMENT TO CONSTRUCT TURNPIKE PROJECTS. Pursuant to applicable laws, the Department shall construct the Turnpike Projects of the Turnpike Plan, subject to the provisions contained in this Resolution.

SECTION 3.02. APPLICATION OF BOND PROCEEDS. Upon receipt of the proceeds of the sale of any Series of the Bonds, and after reserving and providing for the payment of the Cost of Issuance, including a reasonable service charge for the services of the Division, the Division shall transfer and deposit the remainder of the proceeds of such Series of the Bonds as follows:

(1) An amount equal to any accrued interest on such Series of Bonds shall be transferred to the Board to be deposited in the Bond Interest and Sinking Fund, hereinafter established, and used by the Board only for the payment of interest on such Series of Bonds;

(2) The amount, if any, determined in the sole discretion of the Division prior to the sale of such Series of Bonds, as being necessary to provide for the payment of interest accruing on such series of Bonds for a reasonable period of time from the date of issuance of the Bonds shall be transferred to the Board and deposited in the Bond Interest and Sinking Fund and used by the Board only for the payment of interest on such Series of Bonds; and

(3) An amount of money shall be deposited to the credit of the sub-account in the Debt Service Reserve Account established for such Series of Bonds in the aggregate amount necessary to make the amount to the credit of such sub-account equal to the Debt Service Reserve Requirement for such sub-account. The Debt Service Reserve Account need not be fully funded at the time of issuance of such Series of Bonds if (i) the Division elects by resolution adopted prior to issuance of such Series of Bonds, subject to the limits described below, to fully fund the applicable sub-account in the Debt Service Reserve Account over a period specified in such resolution not to exceed sixty (60) months, during which it shall make substantially equal monthly installments in order that the amounts on deposit therein at the end of such period shall equal the Debt Service Reserve Requirement for such sub-account, or (ii) it provides on the date of issuance of any Series of Bonds in lieu of such funds a Reserve Account Credit Facility in an amount equal to the difference between the Debt Service Reserve Requirement and the sums then on deposit (or required to be on deposit over a specified period as authorized above) in the applicable sub-account in the Debt Service Reserve Account. Such Reserve Account Credit Facility as provided above must provide for payment on any Interest Payment Date or Principal Payment Date on which a deficiency exists in moneys held hereunder for a payment with respect to the Bonds which cannot be cured by funds in any other account held pursuant to this Resolution and available for such purpose, and which shall name the Bond Registrar/Paying Agent or the Board for the benefit of the Bondholders as the beneficiary thereof. In no event shall the use of such Reserve Account Credit Facility be permitted if it would cause an impairment in any existing rating on the Bonds or any Series thereof. If the applicable sub-account in the Debt Service Reserve

Account is to be funded in installments pursuant to clause (i) above upon the issuance of any Additional Bonds, the deposits required pursuant to the foregoing may be limited to the amount which will be sufficient to pay the required monthly installments specified in such resolution, plus an additional amount necessary to make up any deficiencies caused by withdrawals or resulting from the semiannual valuation of the funds on deposit therein. If a disbursement is made from a Reserve Account Credit Facility as provided pursuant to clause (ii) above, the Department shall be obligated to either reinstate the maximum limits of such Reserve Account Credit Facility immediately following such disbursement or to deposit funds into the applicable sub-account in the Debt Service Reserve Account in the amount and manner provided under Section 4.03 (4) of this Resolution.

(4) In the case of the proceeds of refunding bonds issued pursuant to Section 6.04, an amount which, together with any other available funds, is sufficient to defease and refund the Outstanding Bonds selected by the Division and to pay the amount of fees and expenses estimated to be due in connection with the defeasance and refunding, to be deposited into a separate trust fund created pursuant to the Escrow Deposit Agreement.

(5) After making the transfers provided for in subsections (1) (2) (3) and (4) above, the balance of the proceeds of the Bonds sold shall be transferred to and deposited in the Turnpike Plan Construction Fund, hereinafter created, and used for the purposes of said Fund.

SECTION 3.03. TURNPIKE PLAN CONSTRUCTION TRUST FUND. There is hereby created a trust fund in the Treasury of the State of Florida to be known as the Florida Turnpike Plan Construction Trust Fund (which herein may be referred to as "Turnpike Plan Construction Fund"). The Turnpike Plan Construction Fund shall be used only for the payment of all or a portion of the costs of the Turnpike Plan, as provided in Section 1.03(H) of the Resolution. If the Bonds are issued in Series, separate accounts within the Turnpike Plan Construction Fund shall be established from the proceeds of the sale of each Series of Bonds to pay all or a portion of the cost of implementing those Turnpike Projects of the Turnpike Plan to be financed by that Series of Bonds which Turnpike Projects shall be identified by subsequent resolution adopted by the Division prior to the sale of the Bonds issued in the Series.

Requests for withdrawal of monies from the Turnpike Plan Construction Fund shall be made by the Department. Withdrawals from the Turnpike Plan Construction Fund shall be made upon warrants signed by the State Comptroller, countersigned by the Governor of the State of Florida, and drawn upon the State Treasury, or any other method provided by law. The warrant request shall be accompanied by a certificate of the Department to the effect that such withdrawal is a proper expenditure for the cost of the Turnpike Plan and, in the event the withdrawal is for reimbursement to the Department for payment of a cost of the Turnpike Plan the liability for which was incurred prior to the date of the adoption of this Resolution, by an opinion of nationally recognized bond/tax counsel that such payment will not adversely affect the exemption from Federal and State income taxation of interest on any of the Bonds. After performance of all audit review functions required by law and of all other actions required by law with respect to such warrant request, the State Comptroller will issue its warrant for each payment so requested.

If any unexpended balance of funds shall remain in any account of the Turnpike Plan Construction Trust Fund after the completion of the Turnpike Projects of the Turnpike Plan for which the Bonds were issued such unexpended balance shall be deposited in the Bond Redemption Account in the Sinking Fund, hereinafter created, to be used to purchase or redeem Bonds, unless otherwise requested by the Department, provided that, prior to any such other application, the Department receive an opinion of nationally recognized bond/tax counsel that such application will not adversely affect the exemption from Federal and State income taxation of interest on any of the Bonds.

SECTION 3.04. INVESTMENT OF TURNPIKE PLAN CONSTRUCTION FUNDS. Any moneys in the Turnpike Plan Construction Fund, not immediately needed for the purposes of said Fund, may be temporarily invested and reinvested, but only in the securities authorized in Section 18.10, Florida Statutes; provided, however, that such investments shall mature, or be subject to redemption on demand by the holder at a price not less than 100%, not later than the date when such moneys will be required for the purposes of said Fund.

Any and all income and interest received upon any investment or reinvestment of moneys in the Turnpike Plan Construction Trust Fund shall be deposited in said Fund and all investments or reinvestments shall be liquidated whenever necessary to provide moneys needed for the purposes of said Fund.

SECTION 3.05. LIEN OF BONDHOLDERS ON TURNPIKE PLAN CONSTRUCTION TRUST FUNDS. The Holders of each Series of Bonds shall have a lien on all the proceeds of such Series of Bonds deposited in the Turnpike Plan Construction Fund until such moneys are applied as provided herein.

SECTION 3.06. SECURITY FOR THE TURNPIKE REVENUE BONDS. The Bonds shall be payable from, and secured by a first lien upon, the Net Revenues.

ARTICLE IV  
PAYMENT AND APPLICATION OF REVENUES

SECTION 4.01. CREATION OF FUNDS AND ACCOUNTS. The following funds and accounts are hereby created and established:

The "Turnpike System Revenue Fund" (hereinafter referred to as the "Revenue Fund").

The "Turnpike System Operation and Maintenance Fund" (hereinafter referred to as the "O & M Fund"). There are hereby created two separate accounts in the O & M Fund to be known as the "Cost of Operation Account" and the "Cost of Maintenance Account".

The "Bond Interest and Sinking Fund" (hereinafter referred to as the "Sinking Fund"). There are hereby created five separate accounts in the Sinking Fund to be known as the "Interest Account", the "Principal Account", the "Bond Amortization Account", the "Debt Service Reserve Account" and the "Bond Redemption Account".

The "Turnpike System Renewal and Replacement Fund" (hereinafter referred to as the "Renewal and Replacement Fund" or "R & R Fund").

The "Turnpike System Operation and Maintenance Reserve Fund" (hereinafter referred to as the "O & M Reserve Fund").

The "Turnpike System General Reserve Fund" (hereinafter referred to as the "General Reserve Fund").

Except for the O & M Fund and the O & M Reserve Fund, the funds and accounts created and established by this Article IV, including the Collection Account(s), shall all constitute trust funds for the purposes provided in this Resolution, and the Holders of the Bonds shall have a lien on all moneys in such funds and accounts until applied as provided in this Article IV.

SECTION 4.02. COLLECTION OF REVENUES. From and after the time of issuance of any Bonds pursuant to this Resolution, all Revenues shall be collected by the Department and shall be deposited daily into a special account in one or more depositories. Said account shall be designated the "Florida Turnpike Collection Account" (the "Collection Account"). The Department shall transfer, no less than weekly, all moneys in the Collection Account(s) to the Board for deposit into the Revenue Fund. All such Revenues shall continue to be collected, deposited into the Collection Account(s) and transferred to the Board until provision has been made for the payment of the principal of all Bonds, premium, if any, and all interest on the Bonds.

SECTION 4.03. APPLICATION OF REVENUES. In each month while any of the Bonds remain outstanding and unpaid, the Gross Revenues received by the Board pursuant to Section 4.02 of this Resolution shall be deposited by the Board into the Revenue Fund.

The moneys in the Revenue Fund shall be applied in the following manner and for the following purposes:

(1) Revenues shall first be used, to the fullest extent necessary, on the fifteenth (15th) day of each month, beginning with the fifteenth (15th) day of the first calendar month following the date on which any of the Bonds are delivered to the purchaser thereof:

(a) for deposit into the Cost of Operation Account such sums as shall be sufficient to pay one-twelfth of the Cost of Operation for such Fiscal Year as set forth in the Annual Budget of the Department.

(b) for deposit into the Cost of Maintenance Account such sums as shall be sufficient to pay one-twelfth of the Cost of Maintenance for such Fiscal Year as set forth in the Annual Budget of the Department.

No distinction shall exist in the use of the moneys on deposit in the Revenue Fund for payment into the Cost of Operation Account and the Cost of Maintenance Account, such accounts being on a parity with each other as to payment from the Revenue Fund. References to Annual Budget of the Department shall be deemed to include any amendment thereto made in accordance with the Resolution with the monthly payments increased or decreased, as appropriate, to reflect such amendment.

(2) Revenues shall next be used, to the full extent necessary, for deposit into the Interest Account in the Sinking Fund, on the fifteenth (15th) day of each month, beginning with the fifteenth (15th) day of the first full calendar month following the date on which any or all of the Bonds are delivered to the purchaser thereof, such sums as shall be sufficient to pay one-sixth of the interest becoming due on the Bonds on the next semi-annual Interest Payment Date, provided, however, that such monthly deposits for interest shall not be required to be made into the Interest Account to the extent that money on deposit therein is sufficient for such purpose and, provided further, that in the event the Division has issued Variable Rate Bonds pursuant to the provisions of the Resolution, Revenues shall be deposited at such other or additional times and amounts as necessary to pay interest becoming due on the Variable Rate Bonds on the next Interest Payment Date, all in the manner provided in the subsequent resolution of the Division authorizing such Variable Rate Bonds. Such subsequent resolution shall require Revenues to be deposited no less frequently than monthly and in an amount equal to either:

(a) the interest accrued during the preceding month on such Variable Rate Bonds, or

(b) substantially equal monthly amounts reasonably calculated to provide sufficient amounts to pay the interest accrued as of the succeeding Interest Payment Date, plus an amount to be deposited in the month prior to the Interest Payment Date not less than the difference between (i) the sum of the monthly deposits since the preceding Interest Payment Date and (ii) the interest payable on the next Interest Payment Date.

In the event that the period to elapse between Interest Payment Dates will be other than six (6) months, then such monthly payments shall be increased or decreased as appropriate, in sufficient amounts to provide the required interest amount due on the next Interest Payment Date. Any monthly payment out of Revenues to be deposited as set forth above, for the purpose of meeting interest payments for any Series of Bonds, shall be adjusted, as appropriate, to reflect the frequency of Interest Payment Dates applicable to such Series.

(3) Revenues shall next be used, to the full extent necessary:

(a) for deposit in the Principal Account on the fifteenth (15th) day of each month in each year, in the case of Serial Bonds which mature semi-annually, one-sixth (1/6th) of the principal amount of the Serial Bonds which will mature and become due on such semi-annual maturity dates and, in the case of Serial Bonds which mature annually, one-twelfth (1/12th) of the principal amount of the Serial Bonds which will mature and become due on such annual maturity dates, beginning with the fifteenth (15th) day of the first full calendar month following the date on which any or all of the Bonds are delivered to the purchaser thereof, or on such date as shall hereafter be determined by subsequent resolution of the Division; provided, however, that such monthly deposits for principal shall not be required to be made into the Principal Account to the extent that money on deposit therein is sufficient for such purpose.

In the event the period to elapse between the date of delivery of the Bonds and the next principal payment date will be other than six (6) months, in the case of Serial Bonds which mature semi-annually, or twelve (12) months, in the case of Serial Bonds which mature annually, then such monthly payments shall be increased or decreased, as appropriate, in sufficient amounts to provide the required principal amount maturing on the next principal payment date. Any monthly payment of Revenues to be deposited as set forth above for the purpose of meeting payments of principal of the Bonds, shall be adjusted, as appropriate, to reflect the frequency of principal payments applicable to such Series of Bonds.

(b) for deposit into the Bond Amortization Account on the fifteenth (15th) day of each month in each year, beginning with the fifteenth (15th) day of the first full calendar month following the date on which any or all of the Bonds are delivered to the purchaser thereof, or on such date as determined by subsequent resolution, and in such amounts in each year as may be required for the payment of the Term Bonds payable from the Bond Amortization Account, as shall hereafter be determined by subsequent resolution of the Division.

The moneys in the Bond Amortization Account shall be used solely for the purchase or redemption of the Term Bonds payable therefrom. The Board may at any time purchase any of said Term Bonds at prices not greater than the then redemption price of said Term Bonds. If the Term Bonds are not then redeemable prior to maturity, the Board may purchase said Term Bonds at prices not greater than the redemption price of such Term Bonds on the next ensuing redemption date. The Board shall be mandatorily obligated to use any moneys in the Bond Amortization Account for the redemption prior to maturity of such Term Bonds in such manner and at such times as shall be determined by subsequent resolution of the Division. If, by the application of moneys in the Bond Amortization Account, the Board shall purchase or call for redemption in any year Term Bonds in excess of the installment requirement for such year, such excess of Term Bonds so purchased or redeemed shall be credited in such manner to the remaining amortization installments for the Term Bonds of the same Series and maturity as the Term Bonds so purchased or redeemed as the Board shall determine.

No distinction or preference shall exist in the use of the moneys on deposit in the Sinking Fund for payment into the Interest Account, the Principal Account and the Bond Amortization Account, such accounts being on a parity with each other as to payment from the Sinking Fund. Any deficiencies for prior payment into the Interest Account, the Principal Account and the Bond Amortization Account shall be restored from the first Net Revenues available to the Department.

(4) Revenues shall next be used, to the full extent necessary, for deposit into each sub-account in the Debt Service Reserve Account on the fifteenth (15th) day of each month in each year, beginning with the fifteenth (15th) day of the first full calendar month following the date on which any or all of the Bonds issued hereunder are delivered to the purchaser thereof, such sums as shall be at least sufficient to maintain an amount equal to the Debt Service Reserve Requirement established for the Bonds unless the Division has elected to fund the Debt Service Reserve Account over a period of time, in which case this maintenance requirement shall commence when the time period to fund the Account has ended.

Notwithstanding the foregoing provisions, in lieu of the required deposits of Revenues into the Debt Service Reserve Account, the Division may cause to be deposited into one or more sub-accounts in the Debt Service Reserve Account a Reserve Account Insurance Policy, a Reserve Account Letter of Credit, or other form of Reserve Account Credit Facility for the benefit of the Registered Owners of the Bonds for which such sub-account has been established in the amount required above which Reserve Account Insurance Policy or Reserve Account Letter of Credit or other Reserve Account Credit Facility shall be payable or available to be drawn upon, as the case may be, on any Interest Payment Date or Principal Payment Date on which a deficiency exists which cannot be cured by funds in any other account held for such Bonds pursuant to this Resolution and available for such purpose. If a disbursement is made under the Reserve Account Insurance Policy, the Reserve Account Letter of Credit or other Reserve Account Credit Facility, the Department shall be obligated to either reinstate such Reserve Account Insurance Policy, Reserve Account Letter of Credit or other Reserve Account Credit Facility, immediately following such disbursement to the amount required to be maintained in the Debt Service Reserve Account or to deposit into the applicable sub-account in the Debt Service Reserve Account from the Net Revenues, as herein provided, funds in the amount of the disbursement made under such Reserve Account Insurance Policy, Reserve Account Letter of Credit or other Reserve Account Credit Facility, or a combination of such alternatives as shall equal the amount required to be maintained.

In the event that any moneys shall be withdrawn by the Board from the Debt Service Reserve Account for deposit into the Interest Account, Principal Account or Bond Amortization Account, such withdrawals shall be subsequently restored from the first Net Revenues available to the Department after all required payments have been made into the Interest Account, Principal Account and Bond Amortization Account, including any deficiencies for prior payments, unless restored by a reinstatement under a Reserve Account Insurance Policy, Reserve Account Letter of Credit or other Reserve Account Credit Facility of the amount withdrawn.

Moneys in the Debt Service Reserve Account shall be used only for deposit into the Interest Account, Principal Account and Bond Amortization Account when the other moneys in the Sinking Fund available for such purpose are insufficient therefor.

The Division shall establish one or more separate sub-accounts in the Debt Service Reserve Account. Each sub-account may be established for one or more Series of Bonds. Each sub-account shall be available only to cure deficiencies in the accounts in the Sinking Fund with respect to the Series of Bonds for which such sub-account has been established, and no amounts in the other sub-accounts in the Debt Service Reserve Account shall be available for such purpose. Such separate sub-account shall be established and designated in the supplemental resolution authorizing such Series of Bonds. Such supplemental resolution may also specify the method of valuation of the amounts held in such separate sub-account.

Any moneys in a sub-account in the Debt Service Reserve Account in excess of the amount required to be maintained therein shall first be used to cure any deficiency in any other sub-account in the Debt Service Reserve Account and any remaining monies shall be transferred by the Board to the Renewal and Replacement Fund and used as provided herein for said Fund.

Notwithstanding any other provisions of section 4.03 to the contrary, the following requirements shall apply to the extent that they are additional or more restrictive than the provisions which would otherwise apply pursuant to this Resolution in the event the Debt Service Reserve Requirement is fulfilled by a deposit of a credit instrument (other than a credit instrument issued by Financial Guaranty Insurance Company ["Financial Guaranty"]) in lieu of cash:

(a) A surety bond or insurance policy issued to the entity serving as trustee or paying agent (the "Fiduciary"), as agent of the Bondholders, by a company licensed to issue an insurance policy guaranteeing the timely payment of debt service on the Bonds (a "municipal bond insurer") may be deposited in the appropriate Debt Service Reserve sub-account to meet the Debt Service Reserve Requirement if the claims paying ability of the issuer thereof shall be rated "AAA" or "Aaa" by S&P or Moody's, respectively.

(b) A surety bond or insurance policy issued to the Fiduciary, as agent of the Bondholders, by an entity other than a municipal bond insurer may be deposited in the appropriate Debt Service Reserve sub-account to meet the Debt Service Reserve Requirement if the form and substance of such instrument and the issuer thereof shall be approved by Financial Guaranty.

(c) An unconditional irrevocable letter of credit issued to the Fiduciary, as agent of the Bondholders, by a bank may be deposited in the appropriate Debt Service Reserve sub-account to meet the Debt Service Reserve Requirement if the issuer thereof is rated at least "AA" by S&P. The letter of credit shall be payable in one or more draws upon presentation by the beneficiary of a sight draft accompanied by its certificate that it then holds insufficient funds to make a required payment of principal or interest on the Bonds. The draws shall be payable within two days of presentation of the sight draft. The letter of credit shall be for a term of not less than three years. The issuer of the letter of credit shall be required to notify the Department, the Division and the Fiduciary, not later than 30 months prior to the stated expiration date of the letter of credit, as to whether such expiration date shall be extended, and if so, shall indicate the new expiration date.

If such notice indicates that the expiration date shall not be extended, an amount sufficient to cause the cash or Permitted Investments on deposit in the appropriate Debt Service Reserve sub-account together with any other qualifying credit instruments, to equal the Debt Service Reserve Requirement on all Outstanding Bonds, shall be deposited in the Debt Service Reserve Account, such deposit to be paid in equal installments on at least a semi-annual basis over the remaining term of the letter of credit, unless the Reserve Account Credit Facility is replaced by a Reserve Account Credit Facility meeting the requirements in any of (a)-(c) above. The letter of credit shall permit a draw in full not less than two weeks prior to the expiration or termination of such letter of credit if the letter of credit has not been replaced or renewed. The Resolution shall, in turn, direct the Fiduciary to draw upon the letter of credit prior to its expiration or termination unless an acceptable replacement is in place or the appropriate Debt Service Reserve sub-account is fully funded in its required amount.

(d) The use of any Reserve Account Credit Facility pursuant to this paragraph shall be subject to receipt of an opinion of counsel acceptable to Financial Guaranty and in form and substance satisfactory to Financial Guaranty as to the due authorization, execution, delivery and enforceability of such instrument in accordance with its terms, subject to applicable laws affecting creditors' rights generally, and, in the event the issuer of such credit instrument is not a domestic entity, an opinion of foreign counsel in form and substance satisfactory to Financial Guaranty. In addition, the use of an irrevocable letter of credit shall be subject to receipt of an opinion of counsel acceptable to Financial Guaranty and in form and substance satisfactory to Financial Guaranty to the effect that payments under such letter of credit would not constitute avoidable preferences under Section 547 of the U.S. Bankruptcy Code or similar state laws with avoidable preference provisions in the event of the filing of a petition for relief under the U.S. Bankruptcy Code or similar state laws by or against the issuer of the Bonds (or any other account party under the letter of credit). Any discretion exercised by FGIC under this paragraph shall be exercised in a reasonable manner.

(e) The obligation to reimburse the issuer of a Reserve Account Credit Facility for any fees, expenses, claims or draws upon such Reserve Account Credit Facility shall be subordinate to the payment of debt service on the Bonds. The right of the issuer of a Reserve Account Credit Facility to payment or reimbursement of its fees and expenses shall

be subordinated to cash replenishment of the appropriate Debt Service Reserve sub-account, and, subject to the second succeeding sentence, its right to reimbursement for claims or draws shall be on a parity with the cash replenishment of the appropriate Debt Service Reserve sub-account. The Reserve Account Credit Facility shall provide for a revolving feature under which the amount available thereunder will be reinstated to the extent of any reimbursement of draws or claims paid. If the revolving feature is suspended or terminated for any reason, the right of the issuer of the Reserve Account Credit Facility to reimbursement will be further subordinated to cash replenishment of the appropriate Debt Service Reserve sub-account an amount equal to the difference between the full original amount available under the Reserve Account Credit Facility and the amount then available for further draws or claims. If (i) the issuer of a Reserve Account Credit Facility becomes insolvent or (ii) the issuer of a Reserve Account Credit Facility defaults in its payment obligations thereunder or (iii) the claims-paying ability of the issuer of the insurance policy or surety bond falls below a S&P "AAA" or a Moody's "Aaa" or (iv) the rating of the issuer of the letter of credit falls below a S&P "AA", the obligation to reimburse the issuer of the Reserve Account Credit Facility shall be subordinate to the cash replenishment of the appropriate Debt Service Reserve sub-account

(f) If (i) the revolving reinstatement feature described in the preceding paragraph is suspended or terminated or (ii) the rating of the claims paying ability of the issuer of the surety bond or insurance policy falls below a S&P "AAAI" or a Moody's "Aaa" or (iii) the rating of the issuer of the letter of credit falls below a S&P "AAI", either (x) an amount sufficient to cause the cash or Permitted Investments on deposit in the appropriate Debt Service Reserve sub-account to equal the Debt Service Reserve Requirement on all Outstanding Bonds shall be deposited into the appropriate Debt Service Reserve sub-account, such amount to be paid over the ensuing five years in equal installments deposited at least semi-annually or (y) such instrument shall be replaced with a surety bond, insurance policy or letter of credit meeting the requirements in any of (a)-(c) above within six months of such occurrence. In the event (i) the rating of the claims-paying ability of the issuer of the surety bond or insurance policy falls below "A" or (ii) the rating of the issuer of the letter of credit falls below "A" or (iii) the issuer of the Reserve Account Credit Facility defaults in its payment obligations or (iv) the issuer of the Reserve Account Credit Facility becomes insolvent, either (x) an amount sufficient to cause the cash or Permitted Investments on deposit in the appropriate Debt Service Reserve sub-account to equal the Debt Service Reserve Requirement on all Outstanding Bonds shall be deposited into the appropriate Debt Service Reserve sub-account, such amount to be paid over the ensuing year in equal installments on at least a monthly basis or (y) such instrument shall be replaced with a surety bond, insurance policy or letter of credit meeting the requirements in any of (a)-(c) above within six months of such occurrence.

(g) Where applicable, the amount available for draws or claims under the Reserve Account Credit Facility may be reduced by the amount of cash or Permitted Investments deposited in the appropriate Debt Service Reserve sub-account pursuant to clause (x) of the preceding paragraph (f).

(h) If the above described alternatives to a cash-funded Reserve Fund are chosen, any amounts owed to the issuer of such credit instrument as a result of a draw thereon or a claim thereunder, as appropriate, shall be included in any calculation of debt service requirements required to be made pursuant to the Authorizing Document for any purpose, e.g., rate covenant or additional bonds test.

(j) The Resolution hereby requires the Fiduciary to ascertain the necessity for a claim or draw upon the Reserve Account Credit Facility and to provide notice to the issuer of the Reserve Account Credit Facility in accordance with its terms not later than three days (or such longer period as may be necessary depending on the permitted time period for honoring a draw under the Reserve Account Credit Facility prior to each interest payment date.

(k) Cash on deposit in the appropriate Debt Service Reserve sub-account shall be used (or investments purchased with such cash shall be liquidated and the proceeds applied as required) prior to any drawing on any Reserve Account Credit Facility. If and to the extent that more than one Reserve Account Credit Facility is deposited in the appropriate Debt Service Reserve sub-account, drawings thereunder and repayments of costs associated therewith shall be made on a pro rata basis, calculated by reference to the maximum amounts available thereunder."

(5) Revenues shall next be used, to the full extent necessary, for deposits in the Renewal and Replacement Fund on the fifteenth (15th) day of each month, beginning with the fifteenth (15th) day of the first full calendar month following the date on which any or all of the Bonds issued hereunder are delivered to the purchasers thereof, such sums as shall be sufficient to pay one twelfth (1/12th) of the amount certified by the Consulting Engineer for such Fiscal Year as necessary for the purposes of the Renewal and Replacement Fund provided, however, that (i) such required amounts for deposit may be increased or

decreased as the Consulting Engineer shall certify is necessary for the purposes of the Renewal and Replacement Fund, and (ii) in the event that the Consulting Engineer shall certify that the amounts on deposit are not necessary for the purposes of the Renewal and Replacement Fund such excess amount may be withdrawn from the Renewal and Replacement Fund by the Department and transferred to any other Fund and used as provided herein for said Fund.

The moneys in the Renewal and Replacement Fund shall be used, when necessary, for the purpose of paying the cost of replacement or renewal of capital assets or facilities, excluding non-Toll roads except Feeder Roads, of the Turnpike System, or extraordinary repairs of the Turnpike System excluding non-Toll roads except Feeder Roads. The moneys in the Renewal and Replacement Fund shall be used for payment into the Interest Account, Principal Account and Bond Amortization Account only when the moneys in the Revenue Fund and the Debt Service Reserve Account (including the Reserve Account Credit Facility, if any) are insufficient therefor.

The Renewal and Replacement Fund shall be a trust fund in the Treasury of the State of Florida. Requests for withdrawal of monies from the Renewal and Replacement Fund shall be made by the Department. Withdrawals shall be made upon warrants signed by the State Comptroller, countersigned by the Governor and drawn upon the State Treasury, or any other method provided by law. The warrant request shall be accompanied by a certificate of the Department to the effect that such withdrawal is a proper expenditure, in accordance with this Resolution, for the cost of major and non-ordinary renewal and replacement projects on the Florida Turnpike, other similar costs not included in Cost of Maintenance or Cost of Operations, or other purposes permitted herein. Investment of the moneys in the Renewal and Replacement Fund, not immediately needed for the purposes of said Fund, may be temporarily invested and reinvested, but only in the securities authorized in Section 18.10, Florida Statutes.

(6) Revenues shall next be used, to the full extent necessary, for deposit into the O & M Reserve Fund on the fifteenth (15th) day of each month, beginning with the fifteenth (15th) day of the first full calendar month following the date on which any or all of the Bonds issued hereunder are delivered to the purchasers thereof, such sums as shall be at least sufficient to maintain an amount on deposit in the O & M Reserve Fund at least equal to one-eighth (1/8th) of the sum of the Cost of Operation and the Cost of Maintenance for such Fiscal Year as set forth in the Annual Budget of the Department. The moneys in the O & M Reserve Fund shall be used, when necessary, for the purpose of curing any deficiency in the O & M Fund, except as otherwise provided by this Resolution. Any moneys in the O & M Reserve Fund in excess of the amount required to be maintained therein may be transferred at the direction of the Department to the General Reserve Fund.

(7) Thereafter, the balance of any monies remaining in the Revenue Fund not needed for the payments required in paragraphs (1) to (6), above, shall be deposited in the General Reserve Fund and applied by the Department for any lawful purpose; provided, however, that no such deposit shall be made unless all payments required in paragraphs (1) to (6), above, including any deficiencies for prior payments, have been made in full to the date of such deposit.

The General Reserve Fund shall be a fund in the Treasury of the State of Florida. Requests for withdrawal of monies shall be made by the Department in the manner provided by law. Investment of the moneys in the General Reserve Fund, not immediately needed, may be temporarily invested and reinvested as provided by law.

SECTION 4.04. INVESTMENT OF FUNDS. Unless otherwise provided, all moneys maintained at any time in the funds under the provisions of Section 4.03 may be invested in Permitted Investments; provided, however, that any investments of moneys needed to meet the requirements of Section 4.03 shall mature not later than the dates on which such moneys are needed. Unless otherwise provided herein or by subsequent resolution, any and all income and interest received upon any investments of the moneys in the funds created under Section 4.01 and administered by the Board, except such amounts required to be deposited in the Rebate Fund, shall be deposited by the Board in the Revenue Fund and used in the same manner and order of priority as other moneys on deposit therein.

SECTION 4.05. BOARD FISCAL AGENT FOR REVENUE FUND. Pursuant to Section 215.69 Florida Statutes, and other applicable statutes, from and after the date of the Bonds, the Board will administer the Revenue Fund pursuant to this Resolution.

Pursuant to the provisions of Section 215.69, Florida Statutes, after the Division receives the proceeds of the Bonds, pays its costs, and transfers the remainder of such proceeds as provided herein, the Board shall succeed to the powers, authority, duties, and discretions of the Division with regard to said Bonds and shall receive, manage, and disburse all moneys and administer and maintain all funds, and receive a fee therefor, except the Turnpike Plan Construction Fund, the Renewal and



Replacement Fund, and the General Reserve Fund, which will be administered by the Treasurer of the State of Florida pursuant to this Resolution.

SECTION 4.06. VALUATION OF FUNDS. Except as provided in Section 4.03(4), in computing the amount in any fund or account created under provisions of the Resolution for any purpose provided in the Resolution, obligations purchased as an investment of moneys therein shall be valued at the "cost" thereof, exclusive of accrued interest.

SECTION 4.07. BOND REDEMPTION ACCOUNT. Amounts held in the Bond Redemption Account shall be applied in each year as follows:

(i) The Board shall endeavor to purchase Bonds then Outstanding at the most advantageous price obtainable with reasonable diligence, such price not to exceed the principal of, and accrued interest on, such Bonds, plus the premium, if any, which would be payable on the next optional redemption date to the Registered Owners of such Bonds if such Bonds were called for optional redemption on such date.

(ii) Any remaining balance shall be applied as soon as practical to call for optional redemption or to provide for the payment of (in accordance with Section 7.01 hereof) such Bonds as the Department in its sole discretion shall determine.

However, there shall not be any obligation to redeem Bonds prior to maturity unless and until there are sufficient moneys on deposit in the Bond Redemption Account to provide for the redemption of at least Twenty-five Thousand Dollars (\$25,000) principal amount of Bonds at any one time.

#### ARTICLE V COVENANTS WITH BONDHOLDERS

SECTION 5.01. PLEDGE OF NET REVENUES. So long as any of the Bonds or interest thereon are outstanding and unpaid, all of the Net Revenues, as defined herein, shall be and are hereby pledged to the payment of the principal of and interest on the Bonds in the manner provided in this Resolution. The Holders of the Bonds shall have a valid and enforceable first lien on the Net Revenues until paid out and applied in the manner provided herein.

SECTION 5.02. REVENUE COLLECTION, DEPOSIT AND TRANSFER. The Department shall punctually collect, deposit and transfer the Revenues in the manner and at the times provided in this Resolution.

SECTION 5.03. ENFORCEABILITY BY BONDHOLDERS. This Resolution, including the pledge of the Net Revenues, as provided herein, shall be deemed to have been made for the benefit of, and shall be a contract with, the Holders from time to time of the Bonds, and such pledge and all the provisions of this Resolution shall be enforceable in any court of competent jurisdiction by any Holder or Holders of such Bonds, against either the Department or the Division. However, no covenant or agreement contained in this Resolution or any Bond issued pursuant thereto shall be deemed to be the covenant or agreement of any officer or employee of the State of Florida, in his or her individual capacity and neither the officers nor employees of the State of Florida nor any official executing any of the Bonds shall be liable personally on the Bonds or be subject to any personal liability or accountability by reason of the issuance thereof.

SECTION 5.04. MAINTENANCE BY DEPARTMENT. The Florida Turnpike shall be maintained by the Department or as otherwise may be provided by law.

SECTION 5.05. IMPLEMENTATION OF TURNPIKE PLAN. Upon receipt of the proceeds of any Series of the Bonds, the Department shall promptly proceed with the construction of those Turnpike Projects of the Turnpike Plan to be financed, in whole or in part, by the proceeds of such Series of Bonds in accordance with the plans and specifications prepared therefore and approved by the Department; the Department shall complete such construction with reasonable expedition in accordance with such plans and specifications, or such modifications or alterations thereof, including changes in design, alignment or location, which in the judgment of the Consulting Engineers will not substantially increase the cost of the Turnpike Plan and in the judgment of the Traffic Engineers will not materially adversely affect the Tolls.

SECTION 5.06. OPERATION BY DEPARTMENT. The Department shall be in full and complete charge of the operation of the Florida Turnpike and shall comply fully with the provisions of this Resolution relating to such operation.

SECTION 5.07. TOLL COVENANTS. (A) As long as any of the Bonds are Outstanding, the Department shall fix, establish and collect Tolls for the use of the Florida Turnpike (except non-Toll roads) and, in fixing and determining the rates of such Tolls, the Department shall take into consideration the amounts needed for the payment of the principal of and interest on the Bonds and the other payments required to be made under this Resolution.

(B) The Tolls shall at all times be fixed and established at such rates, and revised from time to time whenever necessary, so that the Gross Revenues shall be sufficient in each Fiscal Year to pay at least one hundred percent (100%) of an amount equal to the Cost of Maintenance and Cost of Operation, and so that the Net Revenues shall be sufficient in each Fiscal Year to pay at least one hundred twenty percent (120%) of an amount equal to the Annual Debt Service Requirement for the Bonds and at least one hundred percent (100%) of all other payments required by the terms of this Resolution.

The collection of the Revenues in any Fiscal Year in an amount in excess of the estimated Toll revenues specified above for such Fiscal Year shall not be taken into account as a credit against the requirement specified above for any subsequent Fiscal Year or Years. The Toll rates shall be established in the manner provided by law.

(C) The Department shall be without power to reduce Toll rates or remove Tolls from all or a portion of the Turnpike System except in the manner provided herein, until all the Bonds and interest thereon have been fully paid and discharged, or such payment has been fully provided for. For purposes of this Section 5.07, conversion from one system of Toll collection (such as a ticket system) to another system of Toll collection (such as a barrier/ramp system) shall not be considered a removal of Tolls.

(D) Any such reduction of the Toll rates or removal of Tolls from all or a portion of the Turnpike System shall be based upon a survey and recommendation of the Traffic Engineers who shall certify that in their opinion the amount of Tolls to be produced by said reduced rates or Toll removal in each Fiscal Year thereafter will be sufficient to comply with (B) above.

(E) On or before February 1 in each Year the Department will review the financial condition of the Florida Turnpike and the Bonds in order to estimate whether the Revenues for the following Fiscal Year will be sufficient to comply with the provisions of (B) above and shall by resolution make a determination with respect thereto. Copies of such resolutions, properly certified, together with a certificate of an Authorized Officer of the Department setting forth a reasonably detailed statement of the actual and estimated Revenues and other pertinent information for the year upon which determination was made, shall be filed with the Board on or before said February 1. If the Department determines that the Revenues for the following Fiscal Year may not be sufficient for such purpose, the Department will forthwith cause the Traffic Engineers to make a study and to recommend a schedule of Tolls which will provide Revenues sufficient to comply with the provisions of (B) above in the following Fiscal Year and to restore any deficiency at the earliest practicable time; and, if there shall be such a deficiency indicated, the Department shall place such schedule of Tolls in effect as soon as practicable but not later than the next July 1.

(F) Provided there is not a failure to pay the interest of and principal on the Bonds, as the same become due or mature, failure to comply with the Toll covenant contained in (B) above will not constitute a default if (i) the Department complies with the provisions of (E) above, or (ii) the Traffic Engineers are of the opinion that a Toll schedule which will comply with such Toll covenant is impracticable at that time, and so certifies, and the Department establishes a schedule of Tolls which is recommended by the Traffic Engineers to comply as nearly as practicable with such Toll covenant.

(G) The Department may increase Toll rates and may increase the number of toll gates at any time and from time to time upon the written recommendation of the Traffic Engineers. The Department may make any other adjustment or reclassification of Toll rates or establish special Toll rates, except for Toll rate reduction, provided that such action (i) is recommended by the Traffic Engineers and affects traffic of a character specified by such Engineers accounting for less than 10% of the Revenues, as evidenced by a certificate of the Traffic Engineers and (ii) will not result in a reduction of Net Revenues for the then current or any future Fiscal Year, as determined by a certificate of the Traffic Engineers setting forth estimated Revenues and of the Department setting forth estimated payments for the Cost of Operation and the Cost of Maintenance. Toll rate reduction can be accomplished only as provided in (D), above.

(H) The Department covenants that forthwith upon the adoption of any schedule of Tolls or revision thereof, certified copies thereof will be filed with the Board.

(I) Nothing in the Resolution shall prevent the Department from continuing to collect Tolls after the Bond Retirement Date if the Department is authorized to do so pursuant to provisions of law.

SECTION 5.08. NO FREE USE OF FLORIDA TURNPIKE. The Department shall not allow or permit any free use of the Toll roads of the Florida Turnpike, except to officials or employees of the Department whose official duties in connection with the Florida Turnpike require them to travel over the Florida Turnpike, or except as may be provided by laws in effect on the date of the adoption of this Resolution. No discrimination in rates shall be made between users of the Florida Turnpike within the same class. Provided, however, that nothing in this Section 5.08 shall restrict the power of the Department to promulgate reasonable rules for the use of the Florida Turnpike or to provide for one-way Toll roads, nor affect the provisions of any Department rule in effect on the date of the adoption of this Resolution.

SECTION 5.09. ANNUAL BUDGETS. The Department shall annually, at least forty-five days preceding the beginning of each of the Fiscal Years, or at any other time as requested by the Board, prepare a detailed budget of the estimated expenditures for Cost of Operation and Cost of Maintenance of the Florida Turnpike during the succeeding fiscal year. The budget shall be adopted by resolution of the Department, and shall not be changed during the Fiscal Year except by the same procedure by which it was adopted. Copies of the annual budget and any changes therein shall be filed with the Board and, upon request, mailed to the original purchasers of the Bonds and any Bondholder.

SECTION 5.10. INSURANCE. The Department covenants that it will at all times cause to be maintained, to the extent reasonably obtainable, the following kinds and the following amounts of insurance, with such variations as shall reasonably be required to conform to applicable standard or customary insurance practice and subject to such exceptions and permissible deductions as are ordinarily required:

(a) Multi-risk insurance on the facilities of the Turnpike System which are of an insurable nature and of the character usually insured by those operating similar facilities, covering direct physical loss or damage thereto from causes customarily insured against, in such amounts as the Consulting Engineers shall certify to be necessary or advisable to provide against such loss or damage and to protect the interest of the Department and the Bondholders;

(b) Use and occupancy insurance covering loss of Revenues by reason of necessary interruption, total or partial, in the use of facilities of the Turnpike System, due to loss or damage to any such facility on which multi-risk insurance is maintained as provided in this Section, in such amount as the Consulting Engineers shall certify will provide income during the period of interruption, but in no event less than 12 months, in the event of the occurrence of any such loss or damage, equal to the amount of the loss of Revenues, computed on the basis of Revenues for the corresponding period during the preceding calendar year, or if such facility was not in operation during the preceding calendar year, then computed on the basis of the Consulting Engineers' estimate, attributable to such loss or damage;

(c) War risk insurance, if obtainable from the United States Government or any agency thereof, covering direct physical loss or damage, and loss of Revenue attributable thereto, on the facilities of the Turnpike System which are insurable thereunder, in each case in the respective amount, as nearly as practicable, provided under clauses (a) and (b) above;

(d) During the period of construction or reconstruction of any portion of the facilities of the Turnpike System, the Department shall require contractors constructing any such portion of the facilities of the Turnpike System to file bonds or undertakings for the full performance of such contracts, and under which all risks from any cause whatsoever, without any exceptions, during the period of such construction, shall be assumed by such contractors; and

(e) Any additional or other insurance covering (i) loss or (ii) damage for which the Department is or may become liable.

The proceeds of the insurance policies referred to above, except use and occupancy insurance, shall be paid to the Department and used only for the purpose of restoring or replacing the damaged portions of the Florida Turnpike, excluding non-Toll roads except Feeder Roads, redeeming the Outstanding Bonds, as hereinafter provided, or reimbursing the Department when the Department has advanced its funds for such restoration or replacement. If such proceeds are more than sufficient for the purpose of restoration or replacement, the balance remaining shall be paid to the Board and deposited in the Bond Redemption Account in the Sinking Fund. If such proceeds shall be insufficient to restore or replace the damaged portions of the Florida Turnpike, excluding non-Toll roads except Feeder Roads, the deficiency shall be supplied by the Department to the extent permitted by law from available funds, provided, however, that if such insurance proceeds shall be sufficient to provide for the redemption of all Bonds then Outstanding and provide for the payment of all interest thereon, the Department may, in its discretion, direct the Board to provide for the redemption of all Bonds then Outstanding, and provide for the payment of all interest thereon, instead of restoring the Florida Turnpike, or parts thereof, as provided herein. In such event, such proceeds

shall be deposited in the Bond Redemption Account in the Sinking Fund and redemption made therefrom in the manner provided herein. Any restoration or replacement of the Florida Turnpike shall be promptly commenced and diligently prosecuted and completed according to plans approved by the Consulting Engineer. The proceeds of the use and occupancy insurance shall be deposited in the Revenue Fund.

Notwithstanding the foregoing, the Department may elect not to restore or replace part or all of the damaged portions of the Florida Turnpike if:

(i) The Department shall obtain and furnish the Division a certificate of the Consulting Engineer stating that in the opinion of the Consulting Engineer (a) failure to restore or replace such damaged portion will not impair the ability of the Department to comply with the Toll Covenant set forth in Section 5.07 hereof; or (b) restoration or repair of such damaged portion is not economically feasible; and

(ii) The insurance proceeds shall be deposited into the Bond Redemption Account and used for the purposes thereof.

All policies of insurance on the Florida Turnpike, or any parts thereof, shall be taken in the name of the Department, shall reference this Resolution and shall be filed with the Department.

**SECTION 5.11. BOOKS AND RECORDS.** The Department shall keep books and records of the acquisition and construction of the Turnpike Projects of the Turnpike Plan and the operation of the Florida Turnpike, which shall be separate and apart from all other books, records and accounts of the Department, in which complete and correct entries shall be made of the daily Tolls and other Revenues collected and of all transactions relating to the Turnpike Plan and the Florida Turnpike. Any Bondholder shall have the right at all reasonable times to inspect the Florida Turnpike upon payment of the regular Tolls for use of the Florida Turnpike and to inspect all records, accounts and data of the Department relating thereto.

The Board will keep books and records of the operation of the Revenue Fund provided for in this Resolution. Any holder of a Bond or Bonds will have the right at all reasonable times to inspect all records, accounts and data of the Board relating to such funds.

The Department covenants that, at least once each year, all the books, records and accounts relating to the Revenue Fund and other funds established by this Resolution, the acquisition and construction of the Turnpike Projects of the Turnpike Plan and the operation of the Florida Turnpike, including the collection of Tolls, are to be properly audited. Copies of the reports of such audits shall be mailed to the Board, and also, upon request, to any Bondholder. The provisions of this Section 5.11 shall fully apply until the Bond Retirement Date.

In the event that the holders of not less than twenty percent of the Bonds then Outstanding shall so request, the Department shall cause the audits referred to in this Section 5.11 to be made by a nationally known and recognized firm of certified public accountants (not more often, however, than once in any three year period) and the cost thereof shall be a Cost of Operation.

**SECTION 5.12. BONDING OF OFFICIALS OR EMPLOYEES OF DEPARTMENT.** All officials, employees, or agents of the Department engaged in the operation of the Florida Turnpike and handling in any way any of the Tolls or Revenues derived from the Florida Turnpike shall be required by the Department to furnish adequate bonds for the faithful accounting of all moneys likely to come into their hands.

**SECTION 5.13. CONSULTING ENGINEER.** Until all the Bonds and interest thereon have been paid or payment thereof has been provided for, the Department will retain, on an annual basis, a firm of nationally known and recognized engineers, as Consulting Engineer, to supervise generally the construction of the Turnpike Plan by making periodic construction inspections and reports. The Consulting Engineer will also advise and confer with the Department concerning the budget for operation, maintenance and repair of the Florida Turnpike, excluding non-Toll roads except Feeder Roads, and will annually make an independent inspection and a report concerning the condition thereof. Such reports, or reasonable summaries thereof, shall be mailed to the Holders of any Bond or Bonds requesting the same and filing his or her name and address with the Department, and shall also be mailed to the Board, and upon request to the original purchasers of the Bonds.

SECTION 5.14. TRAFFIC ENGINEERS. The Department shall retain a firm of nationally known and recognized Traffic Engineers whenever necessary to advise the Department with reference to Tolls and methods of collection of the same and for the performance of any acts or duties provided for such Traffic Engineers in this Resolution. The Traffic Engineer will annually provide a traffic and earnings report to the Department.

SECTION 5.15. COMPLIANCE WITH TAX REQUIREMENTS; REBATE FUND. (A) Except with respect to Taxable Bonds, in addition to any other requirement contained in this Resolution, the Division, the Board, and the Department hereby covenant and agree, for the benefit of the Holders from time to time of the Bonds, that each will comply with the requirements contained in Section 103 and Part IV of Subchapter B of Chapter 1 of the Internal Revenue Code of 1986, as amended, and temporary, proposed or permanent implementing regulations promulgated thereunder (the "Code") as shall be set forth in the non-arbitrage certificate of the Department dated and delivered on the date of original issuance and delivery of the Bonds. Specifically, without intending to limit in any way the generality of the foregoing, the Department covenants and agrees:

(i) to pay or cause to be paid by the Board to the United States of America from the Revenues and any other legally available funds, at the times required pursuant to Section 148(f) of the Code, the excess of the amount earned on all nonpurpose investments (as defined in Section 148(f)(6) of the Code) over the amount which would have been earned if such nonpurpose investments were invested at a rate equal to the yield on the Bonds, plus any income attributable to such excess (the "Rebate Amount");

(ii) to maintain and retain or cause to be maintained and retained all records pertaining to and to be responsible for making or causing to be made all determinations and calculations of the Rebate Amount and required payments of the Rebate Amount as shall be necessary to comply with the Code;

(iii) to refrain from using proceeds from the Bonds in a manner that might cause the Bonds or any of them, to be classified as private activity bonds under Section 141(a) of the Code; and

(iv) to refrain from taking any action that would cause the Bonds, or any of them to become arbitrage bonds under Section 148 of the Code.

The Department, the Division and the Board understand that the foregoing covenants impose continuing obligations that will exist throughout the term of the issue to comply with the requirements of the Code.

(B) The Department covenants and agrees that it shall maintain and retain all records pertaining to and it shall be responsible for making and having made all determinations and calculations of the Rebate Amount for each Series of Bonds issued hereunder for each Rebate Year within thirty (30) days after the end of such Rebate Year and within thirty (30) days after the final maturity of each such Series of Bonds. On or before the expiration of each such thirty (30) day period, the Department shall deposit or direct the Board to deposit into the Rebate Fund which is hereby created and established, from investment earnings or moneys deposited in the other Funds and Accounts created hereunder, or from any other legally available funds of the Department, an amount equal to the Rebate Amount for such Rebate Year. The Board shall use such moneys deposited in the Rebate Fund only for the payment of the Rebate Amount to the United States as required by subsection (A) of this Section 5.15, and as directed by the Department, which payments shall be made in installments, commencing not more than thirty (30) days after the end of the fifth Rebate Year and with subsequent payments to be made not later than five (5) years after the preceding payment was due except that the final payment shall be made within thirty (30) days after the final maturity of the last obligation of the series of Bonds issued hereunder. In complying with the foregoing, the Department may rely upon any instructions or opinions from a nationally recognized bond/tax counsel.

Notwithstanding anything in this Resolution to the contrary, to the extent moneys on deposit in the Rebate Fund are insufficient for the purpose of paying the Rebate Amount and other funds of the Department are not available to pay the Rebate Amount, then the Board shall pay the Rebate Amount first from Revenues and, to the extent the Revenues are insufficient to pay the Rebate Amount, then from moneys on deposit in any of the Funds and Accounts created hereunder.

If any amount shall remain in the Rebate Fund after payment in full of all Bonds issued hereunder and after payment in full to the United States in accordance with the terms hereof, such amounts shall be paid over to the Department and may be used for other purposes authorized by law.

The Rebate Fund shall be held separate and apart from all other funds and accounts of the Department and shall be subject to a lien in favor of the Bondholders, but only to secure payment of the Rebate Amount, and the moneys in the Rebate Fund shall be available for use only as herein provided.

The Division, the Board, and the Department shall not be required to continue to comply with the requirements of this Section in the event that the Department receives an opinion of nationally recognized bond/tax counsel that (i) such compliance is no longer required in order to maintain the exclusion from gross income for Federal income tax purposes of interest on the Bonds or (ii) compliance with some other requirement will comply with the provisions of the Code in respect of arbitrage rebate, or in the event that any other agency is subsequently designated by proper authority to comply with the requirements of this Section.

SECTION 5.16. FURTHER ASSURANCE. The Department shall, at any and all times so far as it may be authorized by law, pass, make, do, execute, acknowledge and deliver, all and every such further resolutions, acts, deeds, conveyances, assignments, transfers and assurances as may be necessary or desirable for the better assuring, conveying, granting, assigning and confirming all and singular the rights and Revenues and other moneys, securities and funds pledged or assigned under the Resolution, or intended so to be, or which the Department may hereafter become bound to pledge or assign.

SECTION 5.17. SALE AND LEASE OF PROPERTY. (A) The Department covenants that, except as otherwise permitted in the Resolution, it will not sell, lease or otherwise dispose of or encumber the Turnpike System or any part thereof, or properties or facilities thereof; provided, however, that, to the extent permitted by law, the Department may lease or make contracts or grant licenses for the operation of, or grant easements or other rights with respect to, any part of the Turnpike System, including but not limited to service stations, garages, stores, hotels, restaurants, recreational areas or facilities, or other concessions, only if such lease, contract, license or right does not, in the opinion of the Consulting Engineers, as shown by a certificate filed with the Department impede or restrict the operation by the Department of the Turnpike System, and does not in the opinion of nationally recognized bond/tax counsel adversely affect the exemption from federal and state income taxation of interest on any of the Bonds.

(B) The Department may, however, to the extent permitted by law, from time-to-time sell any real property, machinery, fixtures, apparatus, tools, instruments, or other movable property acquired by it in connection with the Turnpike System, or any materials used in connection therewith, if the Department shall determine that such articles are no longer essential in connection with the Turnpike System and the proceeds thereof shall be deposited into the Revenue Fund.

(C) Notwithstanding subsection (A) of this paragraph the Department may from time-to-time, to the extent permitted by law, sell, trade or lease such other property forming part of the Turnpike System as serves no useful purpose in connection with the Turnpike System and the proceeds of any such disposition shall be deposited into the Revenue Fund.

(D) Notwithstanding subsection (A) of this paragraph, the Department may from time-to-time, to the extent permitted by law, permanently abandon, sell, trade or lease any property forming a part of the Turnpike System but only if;

(i) there shall be filed with the Board before such abandonment, sale, trade or lease, a certificate, signed by the Secretary of the Department stating:

(a) that the Department is not then in default in the performance of any of the covenants, conditions, agreements or provisions contained in the Resolution; and

(b) that in the opinion of the Traffic Engineers the Department is in full compliance with the requirements of Section 5.07 and will continue to be in compliance after giving effect to such abandonment, trade, sale or lease; and

(ii) the proceeds of the sale of any property forming part of the Turnpike System under subsection (D) of this Section shall be deposited in the Revenue Fund.

SECTION 5.18. LEGISLATIVE APPROVAL; ECONOMIC FEASIBILITY. The Department covenants that only those Turnpike Projects with prior legislative approval as required by law will be financed with Bond proceeds. Prior to any proceeding authorizing the sale of any Bonds, the Department shall have made, if required by law, a determination of economic feasibility of the Turnpike Projects identified in Section 1.03(D)(1)(2) and (3) to be financed by the proceeds of such Bonds and

shall have filed with the Division a certificate by an Authorized Officer of the Department setting forth the determination and a reasonably detailed statement of the information upon which the determination was made.

SECTION 5.19. GENERAL. The Division and the Department covenant that upon the date of issuance of any of the Bonds, all conditions, acts and things required by the Constitution or statutes of the State of Florida or by the Resolution to exist, to have happened and to have been performed precedent to or in the issuance of such Bonds shall exist, have happened and have been performed. The covenants herein made shall be in effect so long as any of the Bonds are Outstanding.

ARTICLE VI  
ADDITIONAL BONDS, REFUNDING BONDS  
AND ISSUANCE OF OTHER OBLIGATIONS

SECTION 6.01. ISSUANCE OF ADDITIONAL BONDS. The Division shall have the power to issue Additional Bonds, after the issuance of the Bonds originally issued pursuant to this Resolution, for the purpose of financing the cost of construction or acquisition of Turnpike Projects, or for the purpose of refunding Bonds, but only under the following terms, limitations and conditions:

(A) The Board shall approve the fiscal sufficiency of the Additional Bonds prior to the sale thereof in accordance with Florida Law.

(B) Sufficient Revenues shall have been collected by the Department and transferred to the Board to make all prior and current payments under this Resolution and neither the Division nor the Department shall be in default in the performance of any of the obligations, provisions or covenants contained in this Resolution on the date of the delivery of the Additional Bonds.

(C) All principal of and interest on the Bonds which matured and became due on or prior to the date of delivery of the Additional Bonds shall have been fully paid.

(D) A certificate shall be filed with the Board and the Division signed by an Authorized Officer of the Department setting forth the amount of Net Revenues collected during the immediately preceding Fiscal Year or any twelve (12) consecutive months selected by the Department out of the fifteen (15) months immediately preceding the date of such certificate.

(E) A certificate shall be filed with the Board and the Division by the Traffic Engineer stating his estimate of the amount of Net Revenues to be collected during the current Fiscal Year and in each Fiscal Year thereafter to and including the third (3rd) complete Fiscal Year immediately succeeding the Consulting Engineer's estimated date for the completion and placing in operation of the Turnpike Project(s) to be financed by the Additional Bonds then proposed to be issued, taking into account any adopted revisions, to be effective during such period, of the Tolls, fees, rates, receipts, charges, rents and other income derived from or in connection with the operation of the Florida Turnpike.

(F) Determinations must be made by both the Board and the Division as follow:

(1) that the amount shown by the certificate of subsection (D) shall be not less than one hundred twenty percent (120%) of the amount of the Annual Debt Service Requirement for the current Fiscal Year on account of all Bonds then Outstanding; and

(2) that the amount shown by the certificate of subsection (E) for the current Fiscal Year and for each Fiscal Year to and including the first (1st) complete Fiscal Year immediately succeeding the Consulting Engineer's estimated date for the completion and placing in operation of the Turnpike Project(s) to be financed by the Additional Bonds then proposed to be issued shall be not less than one hundred twenty percent (120%) of the amount of the Annual Debt Service Requirement for each such Fiscal Year on account of all Bonds then Outstanding and the Additional Bonds then proposed to be issued; and

(3) that the amount shown by the certificate of subsection (E) for each of the three (3) complete Fiscal Years immediately succeeding the Consulting Engineer's estimated date for the completion and placing in operation of the Turnpike Project(s) to be financed by the Additional Bonds then proposed to be issued shall be not less than one hundred twenty percent (120%) of the Maximum Annual Debt Service for each such Fiscal Year on account of all Bonds then Outstanding and the Additional Bonds then proposed to be issued.

In making the determinations of this subsection (F), the debt service requirement of Bonds to be refunded, and defeased, from the proceeds of the Additional Bonds proposed to be issued should not be counted in addition to the debt service requirement of the refunding Additional Bonds.

SECTION 6.02. ADDITIONAL BONDS SECURED BY ORIGINAL RESOLUTION. All such Additional Bonds shall be deemed to have been issued pursuant to the Resolution authorizing the issuance of the Bonds. All of the provisions of this Resolution (except as to details inconsistent therewith) shall be deemed to be part of the proceedings authorizing such Additional Bonds, and except as to any necessary differences such as in the maturities thereof, or the rate or rates of interest, or the provisions for redemption or purchase and any differences respecting the use of moneys in various sub-accounts in the Debt Service Reserve Account for one or more Series of Bonds or the differences in Credit Facilities thereof, such Additional Bonds shall be on a parity as to lien on the Net Revenues and shall be entitled to the same benefit and security of this Resolution as the Bonds originally authorized and issued pursuant to this Resolution. Provided, however, that nothing in this Resolution shall prohibit the issuance of Additional Bonds for Turnpike Projects of a type different from those financed by the Bonds originally issued pursuant to this Resolution.

Whenever the words “Bond” or “Bonds” are used in this Resolution authorizing the issuance of the Bonds, such words shall be deemed to include, and shall include, any Additional Bonds hereafter issued and the terms, limitations and conditions in this Article VI.

SECTION 6.03. REFUNDING BONDS. All of the Bonds originally issued pursuant to this Resolution then outstanding, together with all Additional Bonds theretofore issued and then outstanding, may be refunded as a whole or in part. This Section 6.03 shall not be construed as a limitation on the Division's authority to issue refunding obligations that are junior to the Bonds or refunding Bonds for the purpose of refunding junior obligations. If the Annual Debt Service Requirement of the refunding Bonds in each Fiscal Year is equal to or less than the Annual Debt Service Requirement of the refunded Bonds, then the provisions of Section 6.01(D), (E) & (F) of this Resolution shall not apply to the issuance of the refunding Bonds.

SECTION 6.04. ISSUANCE OF OTHER OBLIGATIONS. The Division and Department covenant that until the Bonds are defeased as provided herein, they will not issue any other obligations, except the Bonds and Additional Bonds nor voluntarily create or cause to be created any other debt, lien, pledge, assignment, encumbrance or other charge, having priority to or being on a parity with the lien of the Holders of the Bonds issued pursuant to this Resolution upon the Net Revenues pledged as security for such Bonds in this Resolution. Any such other obligations hereafter issued by the Division and Department secured by the Net Revenues, in addition to the Bonds authorized by this Resolution and such Additional Bonds provided for in this Resolution, shall contain an express statement that such obligations are junior, inferior, and subordinate to the Bonds theretofore or thereafter issued, as to lien on and source and security for payment from the Net Revenues defined herein. The Department further covenants that it will not issue any obligations, or create, or cause or permit to be created, any debt, lien, pledge, assignment, encumbrance, or any charge upon any of the properties of the Florida Turnpike except for the Net Revenues or as otherwise provided in this Resolution.

SECTION 6.05. ASCENDING JUNIOR LIEN OBLIGATIONS. The Division shall have the power to issue obligations which are junior, inferior, and subordinate to the Bonds as to lien on and source and security for payment from the Net Revenues and to provide that such junior obligations shall ascend to parity status with the Bonds as to lien on and source and security for payment from the Net Revenues upon compliance with the conditions and requirements for Additional Bonds and upon such other terms, conditions and requirements as provided by subsequent resolution of the Division.

## ARTICLE VII MISCELLANEOUS

SECTION 7.01. DEFEASANCE. The covenants, liens and pledges entered into, created or imposed pursuant to the Resolution may be fully discharged and satisfied with respect to the Bonds in any one or more of the following ways:

(a) By paying the principal of and interest on Bonds when the same shall become due and payable; or

(b) By depositing in the Interest Account, the Principal Account and the Bond Amortization Account and/or in such other accounts which are irrevocably pledged to the payment of Bonds, as the Department and the Division may hereafter create and establish by resolution, certain moneys which together with other moneys lawfully available therefor shall be sufficient at the time of such deposit to pay when due the principal, redemption premium, if any, and interest due and to become due on said Bonds on or prior to the redemption date or maturity date thereof; or



(c) By depositing in the Interest Account, the Principal Account and the Bond Amortization Account and/or such other accounts which are irrevocably pledged to the payment of Bonds as the Department and the Division may hereafter create and establish by resolution moneys which, together with other moneys lawfully available therefor when invested in such Defeasance Obligations as are described in clause (i) of the definition of “Defeasance Obligations” in Article I of this Resolution, will provide moneys (principal and interest thereof at maturity) which shall be sufficient to pay the principal, redemption premium, if any, and interest due and to become due on said Bonds on or prior to a date fixed for redemption or the maturity date thereof.

Upon such payment or deposit in the amount and manner provided in this section 7.01 of this Resolution, Bonds shall be deemed to be paid and shall no longer be deemed to be Outstanding for the purposes of the Resolution and all liability of the Department or Division with respect to said Bonds shall cease, terminate and be completely discharged and extinguished, and the Holders thereof shall be entitled for payment solely out of the moneys or securities so deposited.

(d) As to Variable Rate Bonds, whether discharged and satisfied under the provisions of subsection (a), (b) and (c) above, the amount required for the interest thereon shall be calculated at the maximum rate permitted by the terms of the provisions which authorized the issuance or sale of such Variable Rate Bonds; provided, however, that if on any date, as a result of such Variable Rate Bonds having borne interest at less than such maximum rate for any period, the total amount of moneys and Defeasance Obligations on deposit for the payment of interest on such Variable Rate Bonds is in excess of the total amount which would have been required to be deposited on such date in respect of such Variable Rate Bonds in order to fully discharge and satisfy such Bonds pursuant to the provisions of this Section, the Department or the Board may use the amount of such excess free and clear of any trust, lien, security interest, pledge or assignment securing said Variable Rate Bonds or otherwise existing under the Resolution.

(e) Notwithstanding any of the provisions of this Resolution to the contrary, Option Bonds may only be fully discharged and satisfied either pursuant to subsection (a) above or by depositing in the Interest Account, the Principal Account and the Bond Amortization Account, or in such other accounts which are irrevocably pledged to the payment of the Option Bonds, as the Department and Division may hereafter create and establish by resolution, moneys which together with other moneys lawfully available therefor shall be sufficient at the time of such deposit to pay when due the maximum amount of principal of and redemption premium, if any, and interest on such Option Bonds which could become payable to the Holders of such Bonds upon the exercise of any options provided to the Holders of such Bonds; provided, however, that if, at the time a deposit is made pursuant to this subsection (e), the options originally exercisable by the Holder of an Option Bond are no longer exercisable, such Bond shall not be considered an Option Bond for purposes of this subsection (e).

(f) Notwithstanding the foregoing, all references to the discharge and satisfaction of Bonds shall include the discharge and satisfaction of any Series of Bonds, any portion of any Series of Bonds, any maturity or maturities of any Series of Bonds, any portion of a maturity of any Series of Bonds or any combination thereof, provided that the provisions of this subsection (f) shall not affect the requirements regarding Option Bonds set forth in subsection (e).

(g) If any portion of the moneys deposited for the payment of the principal of and redemption premium, if any, and interest on any portion of Bonds is not required for such purpose, the Department or the Board may use the amount of such excess free and clear of any trust, lien, security interest, pledge or assignment securing said Bonds or otherwise existing under the Resolution.

**SECTION 7.02. CONCERNING THE RESERVE ACCOUNT CREDIT FACILITY, AND THE BOND INSURANCE POLICY.** As long as the Department shall have a Reserve Account Credit Facility on deposit in the Debt Service Reserve Account the Department covenants that it will comply with the provisions of the Reserve Account Credit Facility.

As long as any Series of Bonds are insured by a Bond Insurance Policy the Department covenants to comply with the requirements and conditions of the Bond Insurance Policy.

**SECTION 7.03. MODIFICATION OR AMENDMENT.** Except as otherwise provided in the second paragraph hereof, no material modification or amendment of the Resolution, or of any resolution amendatory thereof or supplemental thereto, may be made without the consent in writing of (i) the Holders of more than fifty percent in principal amount of the Bonds then Outstanding or (ii) in case less than all of the several Series of Bonds then Outstanding are affected by the modification or amendment, the Holders of more than fifty percent in principal amount of the Bonds of each Series so affected and Outstanding

at the time such consent is given; provided, however, that no modification or amendment shall permit a change in the maturity of such Bonds or a reduction in the rate of interest thereon, or affecting the unconditional promise of the Department to fix, maintain and collect Tolls for the use of the Turnpike System, excluding non-Toll roads, or to pay the interest of and principal on the Bonds, as the same mature or become due, from the Net Revenues of the Turnpike System, or reduce the percentage of Holders of Bonds required above for such modification or amendments, without the consent of the Holders of all the Bonds.

For purposes of this Section of Article VII hereof, to the extent any Series of Bonds is insured by a Bond Insurance Policy and such Series of Bonds is then rated in as high a rating category as the rating category in which such Series of Bonds was rated at the time of initial issuance and delivery thereof by a Rating Agency, then the consent of the issuer of the Bond Insurance Policy shall constitute the consent of the Holders of such Series.

The Resolution may be amended, changed, modified and altered without the consent of the Holders of Bonds, (i) to cure any ambiguity, correct or supplement any provision contained herein which may be defective or inconsistent with any other provisions contained herein, (ii) to provide other changes including such changes as may be necessary in order to adjust the terms hereof so as to facilitate the issuance of various types of Bonds including, but not limited to, Variable Rate Bonds, Capital Appreciation Bonds, Option Bonds, Capital Appreciation and Income Bonds and Taxable Bonds which will not adversely affect the interest of such Holder of Bonds, (iii) to provide for the issuance of Bonds in coupon form if, in the opinion of a nationally recognized bond/tax counsel, such issuance will not affect the exemption from Federal income taxation of interest on the Bonds, (iv) to obtain credit enhancements or a higher rating in one of the three highest full rating categories of a Rating Agency, (v) to add to the covenants and agreements of the Division or the Department in the Resolution, other covenants and agreements to be observed by the Division or the Department which are not contrary to or inconsistent with the Resolution as theretofore in effect, (vi) to add to the limitations and restrictions in the Resolution, other limitations and restrictions to be observed by the Division or the Department which are not contrary to or inconsistent with the Resolution as theretofore in effect, (vii) to permit the qualification hereof and thereof under the Trust Indenture Act of 1939, as amended, or any similar federal statute hereafter in effect or to permit the qualification of the Bonds for sale under the securities laws of any of the states of the United States of America and (viii) to enable the Division and the Department to comply with their covenants, agreements and obligations under Section 5.15.

SECTION 7.04. USE OF ADDITIONAL FUNDS FOR DEBT PAYMENT. Nothing herein contained shall preclude the Department, the Division or the Board from using any legally available funds, in addition to the Net Revenues, which may come into their possession, including the proceeds of sale of refunding Bonds, contributions, or grants, for the purpose of payment of principal of and interest on the Bonds, or the purchase or redemption of such Bonds in accordance with the provisions of this Resolution.

SECTION 7.05. SEVERABILITY OF INVALID PROVISION. If any one or more of the covenants, agreements, or provisions of this Resolution shall be held contrary to any express provision of law or contrary to the policy of express law, though not expressly prohibited, or against public policy, or shall for any reason whatsoever be held invalid, then such covenants, agreements, or provisions shall be null and void and shall be deemed separable from the remaining covenants, agreements, or provisions, and shall in no way affect the validity of all the other provisions of this Resolution or of the Bonds issued hereunder.

SECTION 7.06. NONPRESENTMENT OF BONDS: FUNDS HELD FOR BONDS AFTER MATURITY OF BONDS. In the event any Bond shall not be presented to the Bond Registrar/Paying Agent for payment within five years after the principal becomes due, either at maturity, or otherwise, the funds for payment of said principal on deposit with the Bond Registrar/Paying Agent shall be remitted to the Board for disposition in accordance with the laws of Florida. In the event the Bond Registrar/Paying Agent shall not have been able to pay the interest, either all or a portion thereof, on any Bond within five years after the principal thereof becomes due, either at maturity, or otherwise, the funds on deposit with the Bond Registrar/Paying Agent for the payment of said interest shall be remitted to the Board for disposition in accordance with the laws of Florida. The earnings on the funds which were held to pay the principal and the interest on said Bond shall be governed by the Registrar, Paying Agent and Transfer Agreement.

SECTION 7.07. BOND ANTICIPATION NOTES. Notwithstanding any other provision of this Resolution, if the Division shall deem it advisable, short-term obligations (hereinafter "Notes") are hereby authorized to be issued by the Division on behalf of the Department in anticipation of the sale and delivery of Bonds, to pay a portion of the costs of the Turnpike Plan. The Notes shall be payable from the proceeds received from the sale of the Bonds and, in the interim, from the Net Revenues. The Notes may be issued in such denomination or denominations, in the aggregate principal amount (in combination with Bonds, not to exceed \$4,419,997,419.20), in the form, may bear interest at the lawful rate or rates payable on such dates (not to exceed

five (5) years from the date of issue) and may be subject to such conditions and terms as the Division shall deem necessary or desirable in connection with such Notes, all as shall be provided by resolution of the Division adopted at or before sale of the Notes, in accordance with Section 215.68(7), Florida Statutes.

SECTION 7.08. CAPITAL APPRECIATION BONDS; CAPITAL APPRECIATION AND INCOME BONDS. (a) For the purposes of (i) receiving payment of the redemption price if a Capital Appreciation Bond is redeemed prior to maturity, or (ii) computing the amount of the Maximum Annual Debt Service and of Bonds held by the Registered Owner of a Capital Appreciation Bond in giving to the Department any notice, consent, request or demand pursuant to the Resolution for any purpose whatsoever, the principal amount of a Capital Appreciation Bond shall be deemed to be its Accreted Value.

(b) For the purposes of (i) receiving payment of the redemption price if a Capital Appreciation and Income Bond is redeemed prior to maturity, or (ii) computing the amount of the Maximum Annual Debt Service and of Bonds held by the registered owner of a Capital Appreciation and Income Bond in giving to the Department any notice, consent, request or demand pursuant to the Resolution for any purpose whatsoever, the principal amount of a Capital Appreciation and Income Bond shall be deemed to be its Appreciated Value.

SECTION 7.09. DEPARTMENT TO REPURCHASE OBLIGATIONS. The Department and the Board shall have the power to purchase Bonds and other obligations out of any funds available therefor. The Department and the Board may hold, cancel or resell such Bonds and other obligations subject to and in accordance with the proceedings of the Division.

SECTION 7.10. VALIDATION AUTHORIZED. The attorneys for the Division are herein and hereby authorized to institute proceedings to validate the proposed issue of Bonds.

SECTION 7.11. REPEAL OF INCONSISTENT RESOLUTIONS. All resolutions and parts of resolutions heretofore adopted pertaining to the subject matter of this Resolution, to the extent that they are inconsistent with this Resolution, are hereby repealed, revoked, and rescinded.

SECTION 7.12. EFFECTIVE DATE. This Resolution shall take effect immediately upon its adoption.

Adopted on October 25, 1988; amended and restated on May 17, 2005.

**FORTY-EIGHTH SUPPLEMENTAL TURNPIKE REVENUE BOND RESOLUTION**

**A RESOLUTION (FORTY-EIGHTH SUPPLEMENTAL RESOLUTION) OF THE GOVERNING BOARD OF THE DIVISION OF BOND FINANCE OF THE STATE BOARD OF ADMINISTRATION OF FLORIDA AMENDING THE TURNPIKE REVENUE BOND AUTHORIZING RESOLUTION AND THE FORTY-SEVENTH SUPPLEMENTAL RESOLUTION TO REVISE THE DEBT SERVICE RESERVE REQUIREMENT FOR THE STATE OF FLORIDA, FLORIDA DEPARTMENT OF TRANSPORTATION TURNPIKE REVENUE BONDS; AND PROVIDING FOR AN EFFECTIVE DATE.**

**BE IT RESOLVED** by the Governor and Cabinet of the State of Florida sitting as the Governing Board of the Division of Bond Finance of the State Board of Administration of Florida, on behalf of the State of Florida Department of Transportation, as follows:

**SECTION 1.** All terms used in the Authorizing Resolution and in the Forty-seventh Supplemental Resolution adopted on June 13, 2018, shall apply fully to this resolution.

**SECTION 2.** The Authorizing Resolution shall be deemed to have been amended as follows, if and when, in accordance with Section 7.03 of the Authorizing Resolution, the Division shall have obtained the consent of the Holders of more than fifty percent in principal amount of the Bonds then Outstanding:

(a) Amendment to Section 1.02 of the Authorizing Resolution. The definition of “Debt Service Reserve Requirement” shall be amended to read as follows:

“Debt Service Reserve Requirement” shall mean, with respect to all Bonds issued hereunder, the sum of the Debt Service Reserve Requirements for each sub-account in the Debt Service Reserve Account. The Debt Service Reserve Requirement for each debt service reserve sub-account in the Debt Service Reserve Account shall mean an amount to be determined by subsequent resolution of the Division, which amount shall not exceed the lesser of

- (i) 125% of the average Annual Debt Service Requirement for the then-current and succeeding Fiscal Years;
- (ii) Maximum Annual Debt Service;
- (iii) 10% of the aggregate of the original proceeds received from the initial sale of all Outstanding Bonds; or
- (iv) The maximum debt service reserve permitted with respect to tax-exempt obligations under the U.S. Internal Revenue Code, as amended,

with respect to the Bonds for which such sub-account has been established. Such amount may be zero. In the event the Division shall hereafter issue Variable Rate Bonds, the maximum amount required to be deposited in the Interest Account, hereinafter created, for the payment of interest on such Variable Rate Bonds, for the purpose of determining the Maximum Annual Debt Service for such Variable Rate Bonds, shall be calculated by deeming the interest rate on Variable Rate bonds to be equal to the Maximum Interest Rate.

**SECTION 3.** The initial Registered Owners of Bonds issued pursuant to the Forty-seventh Supplemental Resolution and the initial Registered Owners of Bonds of subsequent Series, by virtue of their purchase and acceptance of such Bonds, shall be deemed to have consented to in writing and approved: (i) the amendment to the Authorizing Resolution set forth in Section 2 herein, and (ii) the reduction of the Debt Service Reserve Requirement to zero on the Bonds issued pursuant to the Forty-seventh Supplemental Resolution and the establishment of the Debt Service Reserve Requirement at zero for all Bonds of subsequent Series, in each case upon the effectiveness of the amendment set forth in Section 2 herein. Once the Debt Service Reserve Requirement has been reduced to or established at zero, as the case may be, on the Bonds issued pursuant to the Forty-seventh Supplemental Resolution and on all Bonds of subsequent Series, such Bondholders shall no longer have any claim on any subaccount in the Debt Service Reserve Account. All subsequent Registered Owners of Bonds issued pursuant to the Forty-seventh Supplemental Resolution and all subsequent Registered Owners of Bonds of subsequent Series shall be bound by the terms of such consent and approval.

**SECTION 4.** This Forty-eighth Supplemental Resolution shall take effect immediately upon its adoption.

Adopted by the Governor and Cabinet of the State of Florida sitting as the Governing Board of the Division of Bond Finance of the State Board of Administration of Florida, on behalf of the Department of Transportation, on December 4, 2018.

**FORTY-NINTH SUPPLEMENTAL TURNPIKE REVENUE BOND RESOLUTION**

**A RESOLUTION (THE FORTY-NINTH SUPPLEMENTAL RESOLUTION) OF THE GOVERNING BOARD OF THE DIVISION OF BOND FINANCE OF THE STATE BOARD OF ADMINISTRATION OF FLORIDA SUPPLEMENTING THE TURNPIKE REVENUE BOND AUTHORIZING RESOLUTION, AS SUPPLEMENTED AND AMENDED; AUTHORIZING THE ISSUANCE AND THE COMPETITIVE SALE OF STATE OF FLORIDA, DEPARTMENT OF TRANSPORTATION TURNPIKE REVENUE REFUNDING BONDS, SERIES 2018 (TO BE DETERMINED); AUTHORIZING A NOTICE OF BOND SALE; PROVIDING FOR APPLICATION OF THE PROCEEDS OF THE SERIES 2018 (TO BE DETERMINED) BONDS; AUTHORIZING A PRELIMINARY AND A FINAL OFFICIAL STATEMENT; PROVIDING FOR OTHER TERMS AND AUTHORIZATIONS IN CONNECTION WITH THE SALE AND ISSUANCE OF THE SERIES 2018 (TO BE DETERMINED) BONDS; PROVIDING FOR CONSENT TO THE AMENDMENT OF THE MASTER RESOLUTION; AND PROVIDING FOR AN EFFECTIVE DATE.**

WHEREAS, acting on behalf of the State of Florida Department of Transportation (the “Department”), the Governor and Cabinet sitting as the governing board (the “Governing Board”) of the Division of Bond Finance of the State Board of Administration of Florida (formerly the Division of Bond Finance of the State of Florida Department of General Services) (the “Division”) adopted a resolution on October 25, 1988, authorizing the issuance of State of Florida, Department of Transportation Turnpike Revenue Bonds, which resolution, as restated on May 17, 2005 (the “Authorizing Resolution”), was adopted to secure the issuance by the Division from time to time of one or more series of Turnpike Revenue Bonds, subject to the terms and conditions of the Authorizing Resolution; and

WHEREAS, the Department has adopted a resolution requesting the Division to proceed with the issuance and sale of State of Florida, Department of Transportation Turnpike Revenue Refunding Bonds, Series 2018 (to be determined) (the “Refunding Bonds”) to refund all or a portion of the callable Outstanding State of Florida, Department of Transportation Turnpike Revenue Bonds, Series 2009A, and Series 2009B Build America Bonds (Federally Taxable-Issuer Subsidy) (when refunded, collectively the “Refunded Bonds”); and

WHEREAS, the Governing Board has determined to sell the Refunding Bonds on behalf of the Department, under and pursuant to the Authorizing Resolution and pursuant to the request of the Department of Transportation; and

WHEREAS, the Governing Board wishes to authorize the publication of a Notice of Bond Sale for the competitive sale of the Refunding Bonds (the “Notice of Bond Sale”), and

WHEREAS, upon the adoption of this Forty-ninth Supplemental Resolution and the completion of certain actions required hereunder and under the Authorizing Resolution, the execution and delivery of the Refunding Bonds will have been duly authorized and all things necessary to make the Refunding Bonds, when executed and authenticated in the manner set forth in the Authorizing Resolution, valid and binding legal obligations of the State of Florida and the Department and to make the Authorizing Resolution, as supplemented by this Forty-ninth Supplemental Resolution, a valid and binding agreement with the Registered Owners of the Refunding Bonds, will have been done;

**NOW, THEREFORE, BE IT RESOLVED by the Governor and Cabinet of the State of Florida sitting as the Governing Board of the Division of Bond Finance of the State Board of Administration of Florida, on behalf of the State of Florida Department of Transportation, as follows:**

**SECTION 1. DEFINITIONS.** All terms used in this Forty-ninth Supplemental Resolution are used with the same meaning throughout this Forty-ninth Supplemental Resolution unless the context clearly requires otherwise. All terms used in this Forty-ninth Supplemental Resolution that are defined in the Authorizing Resolution have the same meaning as in the Authorizing Resolution unless the context clearly requires otherwise.

**SECTION 2. AUTHORITY FOR THIS FORTY-NINTH SUPPLEMENTAL RESOLUTION.** This Forty-ninth Supplemental Resolution is adopted pursuant to the provisions of the Act and constitutes a resolution authorizing bonds pursuant to the Act.

**SECTION 3. RESOLUTION TO CONSTITUTE CONTRACT.** In consideration of the purchase and acceptance of any and all of the Refunding Bonds by those who shall own the same from time to time, the Authorizing Resolution, as supplemented by this Forty-ninth Supplemental Resolution, shall be deemed to be and shall constitute a contract between the Department and the Registered Owners from time to time of the Refunding Bonds; and the security interest granted and the pledge made in the Authorizing Resolution, as supplemented by this Forty-ninth Supplemental Resolution, and the covenants and agreements therein set forth to be performed on behalf of the Department shall be for the equal benefit, protection and security of the Registered Owners of any and all of the Refunding Bonds, all of which, regardless of the time or times of their authentication and delivery or maturity, shall be of equal rank without preference, priority or distinction of any of the Refunding Bonds over any other thereof except as expressly provided in or permitted by the Authorizing Resolution, as supplemented by this Forty-ninth Supplemental Resolution.

**SECTION 4. AUTHORIZATION OF ISSUANCE AND SALE OF THE REFUNDING BONDS.**

(A) The not exceeding \$285,000,000 State of Florida, Department of Transportation Turnpike Revenue Refunding Bonds, Series 2018 (to be determined) (or such other designation as may be provided by the Director) are hereby authorized to be issued and sold at competitive sale on the date and at the time to be determined by the Director. The Refunding Bonds are authorized in addition to the amounts authorized in the Authorizing Resolution. The Refunding Bonds may be sold at different times in more than one series. If sold in more than one series, the authorizations contained in this resolution shall apply to each of such series. The Refunding Bonds may also be sold separately or combined with any other Turnpike System Revenue Bonds authorized to be sold. The final maturity date of the Refunding Bonds shall not be later than 35 years from their date of issue. The Refunding Bonds shall be issued in fully registered form in denominations of \$1,000 or integral multiples thereof. The Refunding Bonds shall be dated and bear interest from such date, and be payable in each year, as indicated or provided for in the Notice of Bond Sale. The interest rates of the Refunding Bonds, not to exceed the maximum lawful rate on the date of sale of the Refunding Bonds, shall be determined in accordance with the Notice of Bond Sale, and the Refunding Bonds shall mature as determined by the Director in the Notice of Bond Sale. Interest on the Refunding Bonds will be paid by check or draft mailed on each Interest Payment Date [or by wire transfer, at the election of a Registered Owner, in the manner and under the terms provided for in the State's agreement with the Bond Registrar/Paying Agent (provided that such Registered Owner advances to the Bond Registrar/Paying Agent the amount, if any, necessary to pay the wire charges or authorizes the Bond Registrar/Paying Agent to deduct the amount of such payment)] to the Registered Owner thereof as of 5:00 p.m. on the Record Date at the address shown on the registration books maintained by the Bond Registrar/Paying Agent for the Refunding Bonds. Principal of the Refunding Bonds will be payable to the Registered Owners thereof upon their presentation and surrender when due at the corporate trust office of the Bond Registrar/Paying Agent.

(B) The Director or an Assistant Secretary of the Governing Board is authorized to determine the most advantageous date and time of a public sale and to provide notice pursuant to applicable law of such sale, at a time and in such manner as determined by the Director to be appropriate to provide adequate notice to potential bidders. Bids for the purchase of the Refunding Bonds will be received at the offices of the Division in Tallahassee, Florida, or at another location designated in the Notice of Bond Sale, until the time and date of sale determined by the Director.

(C) The Director is hereby authorized to distribute a Notice of Bond Sale and a form of proposal for the sale of the Refunding Bonds. The Notice of Bond Sale shall be in such form as shall be determined by the Director, with the advice of bond counsel, and shall contain such information as required by applicable law. Any prior distribution of a Notice of Bond Sale and form of proposal is hereby ratified.

(D) The Director or the Secretary or an Assistant Secretary of the Governing Board is authorized to award the sale of the Refunding Bonds in an aggregate principal amount not exceeding \$285,000,000 and to pay the costs, fees and expenses associated therewith. Such award by the Director or the Secretary or an Assistant Secretary shall be based on his or her determination of the best bid submitted in accordance with the terms of the Notice of Bond Sale and such award shall be final. The sale shall be reported to the Governing Board after award of the Refunding Bonds.

(E) In the event that conditions preclude, or circumstances render unnecessary or undesirable, the sale of the maximum principal amount of the Refunding Bonds authorized to be sold by this Forty-ninth Supplemental Resolution, then in such event the Director or the Secretary or an Assistant Secretary of the Governing Board is hereby authorized to offer for sale a lesser principal amount than that set forth in the Notice of Bond Sale and to adjust the maturity schedule and redemption provisions for the Refunding Bonds, if necessary, to reflect the issuance of such lesser amount, and to modify the Notice of Bond Sale as may be required.

(F) The Refunding Bonds shall be subject to redemption as provided in the Notice of Bond Sale.

(G) The Director or the Secretary or an Assistant Secretary of the Governing Board is authorized to provide in the Notice of Bond Sale that the purchase price for the Refunding Bonds may include a discount to par not to exceed the statutory amount.

(H) The Chairman, Secretary or an Assistant Secretary of the Governing Board or their duly authorized alternative officers are hereby authorized on behalf of the Division to execute the Refunding Bonds (including any temporary bond or bonds) as provided in the Authorizing Resolution and any of such officers is hereby authorized, upon the execution of the Refunding Bonds in the form and manner set forth in the Authorizing Resolution, to deliver the Refunding Bonds in the amounts authorized to be issued hereunder to the Bond Registrar/Paying Agent for authentication and, upon receipt of payment of the purchase price (together with accrued interest), for delivery to or upon the order of the original purchaser of the Refunding Bonds, and to distribute the proceeds of the Refunding Bonds as provided herein and in the Authorizing Resolution.

(I) The Chairman, Secretary or any Assistant Secretary of the Governing Board, the Director, and such other officers and employees of the Division as may be designated as agents of the Division in connection with the issuance and delivery of the Refunding Bonds, are authorized and empowered, collectively or individually, to take all actions and steps, to execute all instruments, documents, and contracts, and to take all other action on behalf of the Division, in each case as they may deem necessary or desirable, in connection with the sale, execution and delivery of the Refunding Bonds.

#### **SECTION 5. SECURITY FOR THE REFUNDING BONDS.**

(A) The Refunding Bonds authorized by this Forty-ninth Supplemental Resolution shall be payable on a parity and rank equally as to lien on and source and security for payment from the Net Revenues of the Turnpike System and in all other respects with the Outstanding Bonds.

(B) The Refunding Bonds authorized by this Forty-ninth Supplemental Resolution shall be deemed to have been issued pursuant to the Authorizing Resolution as fully and to the same extent as the Outstanding Bonds and all of the covenants and agreements contained in the Authorizing Resolution shall be deemed to have been made for the benefit of the Registered Owners of the Refunding Bonds as fully and to the same extent as the Registered Owners of the Outstanding Bonds. The amount of Refunding Bonds herein authorized to be issued is in addition to the amount of Turnpike Revenue Bonds previously authorized in the Authorizing Resolution.

All of the covenants, agreements, and provisions of the Authorizing Resolution, except to the extent inconsistent herewith, shall be deemed to be part of this Forty-ninth Supplemental Resolution to the same extent as if incorporated verbatim in this Forty-ninth Supplemental Resolution, and shall be fully enforceable in the manner provided in the Authorizing Resolution by any of the Registered Owners of the Refunding Bonds.

#### **SECTION 6. APPLICATION OF PROCEEDS.**

(A) Upon receipt of the proceeds of the Refunding Bonds, the Division shall transfer and apply such proceeds as follows:

(i) The amount necessary to pay all costs and expenses of the Division in connection with the preparation, sale and issuance of the Refunding Bonds, including a reasonable charge for the services of the Division, shall be transferred to the Division to be deposited in the Bond Proceeds Trust Fund, subject to disbursement of the funds to the Bond Fee Trust Fund and the Arbitrage Compliance Fund pursuant to written instructions at the delivery of the Refunding Bonds unless such amount shall be provided from another legally available source.



(ii) The accrued interest on the Refunding Bonds, if any, shall be deposited into the Interest Account and shall be used only for the purpose of paying the interest which shall thereafter become due on the Refunding Bonds.

(iii) The amount necessary to fund the Debt Service Reserve Requirement for the Refunding Bonds shall be deposited into the Debt Service Reserve SubAccount designated by the Director pursuant to Section 7 of this resolution.

(iv) All remaining proceeds shall be transferred to the Board for deposit into a trust fund, hereby created, to be known as the "State of Florida, Department of Transportation Turnpike Revenue Refunding Bonds, Series 2018 (to be determined) Escrow Deposit Trust Fund" (hereinafter referred to as the "Escrow Deposit Trust Fund"). Such amount, together with the income on the investment thereof, and other legally available funds, if required, shall be sufficient to pay when due the entire principal of the Refunded Bonds, together with interest accrued and to accrue thereon to their respective maturity dates or, if called for redemption prior to maturity, such prior redemption dates and redemption premiums, if any, and the expenses and fees listed in the Escrow Deposit Agreement as hereinafter provided in Section 6(B)(i) below.

(B) The moneys deposited by the Board in the Escrow Deposit Trust Fund shall be administered and applied as follows:

(i) The Escrow Deposit Trust Fund shall be held in irrevocable trust by the Board and, except as provided in Section 6(B)(ii) below, shall be applied solely to refund the Refunded Bonds and to the payment of the fees and expenses incurred in connection with such refunding. The application of the moneys in the Escrow Deposit Trust Fund shall be made for said purposes pursuant to an Escrow Deposit Agreement hereby authorized to be entered into by the Division and the Board and endorsed and accepted by the Department, in a form normally utilized by the Board.

(ii) Moneys on deposit in the Escrow Deposit Trust Fund shall be used to purchase Federal Obligations (as defined in the Escrow Deposit Agreement) in accordance with the schedules given in the Escrow Deposit Agreement. The maturing Federal Obligations, the earnings thereon, if required, and the cash on deposit in the Escrow Deposit Trust Fund shall be sufficient to accomplish the refunding described above. In the alternative, in the discretion of the Director of the Division of Bond Finance, moneys on deposit in the Escrow Deposit Trust Fund shall be invested in the State Treasury, or in such other legally authorized investments, or held uninvested, until such time as such funds, together with other legally available funds, if necessary, are needed to effect the redemption of the Refunded Bonds.

(C) The proceeds derived from the sale of the Refunding Bonds shall be applied and disbursed pursuant to the provisions of the Act and this Forty-ninth Supplemental Resolution. The Registered Owners of the Refunding Bonds shall not have any responsibility whatsoever for the application or use of any of the proceeds derived from the sale of the Refunding Bonds, and the rights and remedies of the Registered Owners of Refunding Bonds and their right to payment, pursuant to the Authorizing Resolution as supplemented by this Forty-ninth Supplemental Resolution, shall not be affected or impaired by the application or use of such proceeds. Upon the issuance of the Refunding Bonds, all the covenants and agreements between the Board and the Registered Owners of the Refunding Bonds contained in the Authorizing Resolution and this Forty-ninth Supplemental Resolution shall be valid and binding covenants and agreements between the Division and the Registered Owners of the Refunding Bonds without regard to the application of the proceeds of the Refunding Bonds.

**SECTION 7. RESERVE REQUIREMENT.** The Refunding Bonds shall be secured, together with the Outstanding Turnpike Revenue and Revenue Refunding Bonds, and any other Series of Turnpike Bonds designated to be secured thereby, by the Debt Service Reserve Subaccount in the Debt Service Reserve Account securing the Series 2006A through Series 2017A Bonds or in such other Debt Service Reserve Subaccount as may be established, as needed, by the Director.

**SECTION 8. BOND REGISTRAR/PAYING AGENT.** U.S. Bank Trust National Association, New York, New York, is hereby designated as the Bond Registrar/Paying Agent for the Refunding Bonds on the terms and conditions set forth in the Registrar, Paying Agent and Transfer Agreement between the State of Florida and U.S. Bank Trust National Association.

**SECTION 9. AUTHORIZATION OF OFFICIAL STATEMENT.** The Division is hereby authorized to prepare and distribute preliminary and final Official Statements in connection with the Refunding Bonds, on behalf

of the Department, pursuant to the State Bond Act. The Chairman, Secretary or an Assistant Secretary of the Governing Board and the Director are hereby authorized to execute the final Official Statement in connection with the Refunding Bonds, and the execution thereof shall be conclusive evidence that the Governing Board has approved the form and content of the Final Official Statement. The Division is further authorized to have up to 250 copies of the Preliminary Official Statement and 250 copies of the Final Official Statement relating to the Refunding Bonds printed and distributed; to contract with national rating services; to make a determination that the Preliminary Official Statement is “deemed final” for purposes of SEC Rule 15c2-12(b)(1); to conduct information meetings; and to take such other actions as may be deemed appropriate for the dissemination of information relating to the sale of the Refunding Bonds. Any prior printing and distribution of a Preliminary Official Statement is hereby ratified.

**SECTION 10. FORM OF REFUNDING BONDS.** (A) Notwithstanding anything to the contrary in the Authorizing Resolution, this Forty-ninth Supplemental Resolution, or any other resolution relating to the Refunding Bonds (for the purposes of this section, collectively, the “Resolution”), the Refunding Bonds may be issued in book-entry only form utilizing the services of a Securities Depository (as used herein, “Securities Depository” means The Depository Trust Company, New York, New York, or its nominees, successors and assigns).

So long as a book-entry only system of evidence of transfer of ownership of all the Refunding Bonds is maintained in accordance herewith, any provision of the Resolution relating to the delivery of physical bond certificates shall be inapplicable, and the Resolution shall be deemed to give full effect to such book-entry system.

If the Refunding Bonds are issued in book-entry only form:

(1) The Refunding Bonds shall be issued in the name of the Securities Depository as the Registered Owner of the Refunding Bonds, and held in the custody of the Securities Depository or its designee.

(2) Transfers of beneficial ownership of the Refunding Bonds will be effected on the records of the Securities Depository and its Participants pursuant to rules and procedures established by the Securities Depository (“Participants” include both U.S. and non-U.S. securities brokers and dealers, banks, trust companies, clearing corporations, and certain other organizations, as well other organizations that clear through or maintain a custodial relationship with such organizations, either directly or indirectly).

(3) Each Participant shall be credited in the records of the Securities Depository with the amount of such Participant's interest in the Refunding Bonds. Beneficial ownership interests in the Refunding Bonds may be purchased by or through Participants. The holders of these beneficial ownership interests are hereinafter referred to as the “Beneficial Owners.” The Beneficial Owners shall not receive Refunding Bonds representing their beneficial ownership interests. The ownership interests of each Beneficial Owner shall be recorded through the records of the Participant from which such Beneficial Owner purchased its Refunding Bonds. Transfers of ownership interests in the Refunding Bonds shall be accomplished by book entries made by the Securities Depository and, in turn, by Participants acting on behalf of Beneficial Owners.

(4) Unless otherwise provided herein, the Department, the Division of Bond Finance, the Board of Administration and the Bond Registrar/Paying Agent (as used in this section, the “State and its agents”) shall treat the Securities Depository as the sole and exclusive owner of the Refunding Bonds registered in its name for the purposes of

(a) payment of the principal of, premium, if any, and interest on the Refunding Bonds or portion thereof to be redeemed or purchased. Payments made to the Securities Depository of principal, premium, and interest shall be valid and effective to fully satisfy and discharge the Department's obligations to the extent of the sums so paid;

(b) giving any notice permitted or required to be given to Registered Owners under the Resolution; and

(c) the giving of any direction or consent or the making of any request by the Registered Owners hereunder. The State and its agents may rely conclusively upon

(i) a certificate of the Securities Depository as to the identity of the Participants with respect to the Refunding Bonds; and

(ii) a certificate of any such Participant as to the identity of, and the respective principal amount of Refunding Bonds beneficially owned by, the Beneficial Owners.

(5) The State and its agents shall have no responsibility or obligations to the Securities Depository, any Participant, any Beneficial Owner or any other person which is not shown on the Refunding Bond Register, with respect to

(a) the accuracy of any records maintained by the Securities Depository or any Participant;

(b) the payment by the Securities Depository or by any Participant of any amount due to any Beneficial Owner in respect of the principal amount or redemption or purchase price of, or interest on, any Refunding Bond;

(c) the delivery of any notice by the Securities Depository or any Participant;

(d) the selection of the Participants or the Beneficial Owners to receive payment in the event of any partial redemption of the Refunding Bonds; or

(e) any consent given or any other action taken by the Securities Depository or any Participant.

(6) The requirements in the Resolution of holding, delivering or transferring Refunding Bonds shall be deemed modified to require the appropriate person to meet the requirements of the Securities Depository as to registering or transferring the book-entry Refunding Bonds to produce the same effect. Any provision hereof permitting or requiring delivery of the Refunding Bonds shall, while the Refunding Bonds are in book-entry only form, be satisfied by the notation thereof on the books of the Securities Depository in accordance with applicable state law.

(B) The Division of Bond Finance may discontinue the book-entry system with the then-current securities depository, subject to the terms of its agreement with such securities depository. In this event, the Division of Bond Finance shall either

(1) identify another qualified securities depository or

(2) prepare and deliver replacement Refunding Bonds in the form of fully registered bonds to each Beneficial Owner.

**SECTION 11. FEDERAL TAX MATTERS.** Upon the execution of a “Federal tax certificate,” “non-arbitrage certificate” or other certificate relating to compliance by the Department or the Division with Federal tax law requirements, the representations, terms and covenants in each such certificate shall be deemed to be incorporated in this Forty-ninth Supplemental Resolution and shall be deemed to benefit the Registered Owners of the Refunding Bonds.

Notwithstanding anything contained in the Authorizing Resolution to the contrary, it is the intent of the Governing Board that interest on the Refunding Bonds be and remain excluded from gross income for federal income tax purposes and therefore to comply with all requirements of federal tax law applicable to the Refunding Bonds, or any series thereof, whether such requirements are now in effect, pending or subsequently enacted. The officers, employees and agents of the Division of Bond Finance are hereby authorized and directed to take all actions necessary with respect to the Refunding Bonds and each series thereof to comply with such requirements of federal tax law.

#### **SECTION 12. CONTINUING DISCLOSURE.**

(A) In order to comply with Rule 15c2-12 of the Securities and Exchange Commission, the Department of Transportation hereby agrees to provide or cause to be provided such information as may be required, from time to time, under such rule.

(B) The Secretary of the Department, in conjunction with the appropriate officers of the Division, is authorized and directed to execute and deliver any documents or agreements which are necessary to comply with the requirements of Rule 15c2-12 and the Securities and Exchange Commission.

**SECTION 13. INCIDENTAL ACTION.** The members and officers of the Governing Board and the staff of the Division are hereby authorized and directed to execute and deliver such other documents, and to take such other actions as may be necessary or appropriate in order to accomplish the sale, issuance and securing of the Refunding Bonds pursuant to the terms of the Authorizing Resolution and this Forty-ninth Supplemental Resolution, and the performance of the obligations of the Division under the Authorizing Resolution.

**SECTION 14. CONFIRMATION OF AUTHORIZING RESOLUTION/PRIOR RESOLUTIONS.** As supplemented by this Forty-ninth Supplemental Resolution, the Authorizing Resolution is in all respects ratified and confirmed, and this Forty-ninth Supplemental Resolution shall be read, taken and construed as a part of the Authorizing Resolution. All prior or concurrent resolutions or parts of resolutions inconsistent with this Resolution are hereby amended by this Resolution, including the Notice of Bond Sale, but only to the extent of any such inconsistency.

**SECTION 15. CONSENT TO AMENDMENT.** The initial Registered Owners of Bonds issued pursuant to this Forty-ninth Supplemental Resolution, by virtue of their purchase and acceptance of the Bonds, shall be deemed to have consented to in writing and approved: (i) the amendment to the Authorizing Resolution set forth in the Forty-eighth Supplemental Resolution, amending the definition of “Debt Service Reserve Requirement,” and (ii) the reduction of the Debt Service Reserve Requirement to zero on the Bonds issued pursuant to the Forty-ninth Supplemental Resolution upon the effectiveness of the amendment set forth in the Forty-eighth Supplemental Resolution. Once the Debt Service Reserve Requirement has been reduced to zero on Bonds issued pursuant to the Forty-ninth Supplemental Resolution, such Registered Owners will no longer have any claim on any subaccount in the Debt Service Reserve Account. All subsequent Registered Owners of Bonds issued pursuant to the Forty-ninth Supplemental Resolution shall be bound by the terms of such consent and approval.

**SECTION 16. EFFECTIVE DATE.** This Forty-ninth Supplemental Resolution shall take effect on the date of its adoption by the Governing Board.

Adopted by the Governor and Cabinet of the State of Florida sitting as the Governing Board of the Division of Bond Finance of the State Board of Administration of Florida, on behalf of the Department of Transportation, on December 4, 2018.

[This page intentionally left blank]

\_\_\_\_\_, 2019

State of Florida  
 State Board of Administration  
 Division of Bond Finance  
 1801 Hermitage Boulevard, Suite 200  
 Tallahassee, Florida 32308

**\$224,455,000**  
**STATE OF FLORIDA**  
**DEPARTMENT OF TRANSPORTATION**  
**TURNPIKE REVENUE REFUNDING BONDS**  
**SERIES 2019A**

Ladies and Gentlemen:

We have acted as Bond Counsel in connection with the issuance and sale by the Division of Bond Finance of the State Board of Administration of Florida (the “Division”), on behalf of the Florida Department of Transportation (the “Department”), of \$224,455,000 aggregate principal amount of State of Florida, Department of Transportation Turnpike Revenue Refunding Bonds, Series 2019A (the “2019A Bonds”), initially issued and delivered on this date pursuant to the Constitution, Article VII, Section 11(d), and laws of the State of Florida, including particularly the State Bond Act, Sections 215.57-215.83, Florida Statutes, as amended, and the Florida Turnpike Enterprise Law, Sections 338.22-338.241, Florida Statutes, as amended (hereinafter collectively referred to as the “Act”), and pursuant to the Division’s Turnpike Revenue Bond Resolution (the “Original Resolution”), adopted by the Governor and Cabinet of the State of Florida, sitting as the governing board of the Division (in such capacity, the “Board”), on behalf of the Division and on behalf of the Department on October 25, 1988 and certain resolutions amending and supplementing the Original Resolution (collectively the “Resolution”).

The 2019A Bonds are dated and mature on the dates in the principal amounts and bear interest at the rates determined pursuant to the Resolution and are issuable only as fully registered bonds without coupons in denominations of \$1,000 or any integral multiple thereof. Principal and redemption price of and interest on the 2019A Bonds will be paid by U.S. Bank Trust National Association, New York, New York, as paying agent, or by any alternate or successor paying agent, to the registered owners or registered assigns thereof. The 2019A Bonds are subject to redemption by the Division prior to maturity at the times, in the manner and upon the terms provided in the 2019A Bonds and determined pursuant to the Resolution.

Proceeds of the 2019A Bonds are being used to refund the outstanding State of Florida, Department of Transportation Turnpike Revenue Bonds, Series 2009B Build America Bonds (Federally Taxable-Issuer Subsidy), and to pay costs of issuance of the 2019A Bonds.

The 2019A Bonds shall be payable solely from and secured as to the payment of the principal and redemption price thereof, and interest thereon, in accordance with their terms and the provisions of the Resolution solely from the Net Revenues (as defined in the Resolution and as described below). The 2019A Bonds will be on a parity as to lien and security for payment from Net Revenues with Bonds (as defined in and outstanding under the Resolution), and with additional bonds, if any, issued under and secured by the Resolution that may be outstanding from time to time. The 2019A Bonds shall not constitute a general obligation of the State of Florida or any of its agencies or political subdivisions, nor shall the full faith and credit of the State of Florida or any of its agencies or political subdivisions be pledged to the payment of the principal or redemption price of the 2019A Bonds or the interest on the 2019A Bonds.

As defined in the Resolution, Net Revenues means Gross Revenues (all Tolls, revenues, rates, fees, charges, receipts, rents and other income derived from or in connection with the operation of the Florida Turnpike, including, unless otherwise indicated by the Resolution, income from investments of funds and accounts created by the Resolution deposited in the Revenue Fund and the proceeds of any use and occupancy insurance relating to the Florida Turnpike) remaining after any necessary contribution to fund the Cost of Maintenance (all costs and expenses which are usually and ordinarily the obligation of the Department in keeping the Turnpike System as defined in the Resolution open to public travel, excluding all costs included in Cost of Operation, and excluding all costs for non-Toll roads, except feeder roads) and the Cost of Operation (all costs and expenses which arise by virtue of portions of the Turnpike System being operated as toll facilities and including the cost of collecting and accounting for Tolls, insurance, employee bond premiums, fees of consulting engineers, and all other expenses which would not be incurred if the entire Turnpike System were being operated as a non-Toll facility), after taking into account other sources of funds available to fund the Cost of Maintenance and the Cost of

Operation. In this regard, it should be noted that the Department has covenanted to pay such costs from moneys in the State Transportation Trust Fund.

The Division is authorized under the Act and the Resolution to issue turnpike revenue bonds on behalf of the Department in addition to the 2019A Bonds, upon the terms and conditions set forth in the Resolution, and such bonds, when issued shall, with all other such bonds theretofore and thereafter issued, be entitled to the equal benefit, protection and security of the provisions, covenants and agreements of the Resolution.

In rendering the opinion in paragraph number 4 below, we have assumed continuing compliance with the requirements of the Internal Revenue Code of 1986, as amended (the "Code"), that must be met after the issuance of the 2019A Bonds in order that interest on the 2019A Bonds not be included in gross income for federal income tax purposes. The failure by the Division, the State Board of Administration or the Department to meet such requirements may cause interest on the 2019A Bonds to be included in gross income for federal income tax purposes retroactive to the date of issuance of the 2019A Bonds. The Division, the State Board of Administration and the Department have covenanted in the Resolution to comply with the requirements of the Code in order to maintain the exclusion from gross income for federal income tax purposes of interest on the 2019A Bonds.

In connection with the issuance of the 2019A Bonds, we have examined the Act, the Resolution, certified copies of certain proceedings of the Division, the State Board of Administration and the Department and such other documents, instruments, proceedings and opinions as we have deemed necessary to render this opinion. As to questions of fact material to our opinion, we have relied upon representations furnished to us by the Division and the Department, without undertaking to verify such representations by independent investigation.

Based upon the foregoing, we are of the opinion that:

(1) Pursuant to the Act, the Department is empowered to request the issuance of the 2019A Bonds and the Division is empowered to issue the 2019A Bonds on behalf of the Department.

(2) The Resolution has been duly adopted by the Board, is valid and binding upon the Division and the Department and is in full force and effect and enforceable in accordance with its terms. The 2019A Bonds are entitled to the benefits and security of the Resolution for the payment thereof in accordance with the terms of the Resolution.

(3) The 2019A Bonds have been duly authorized, executed and issued in accordance with the Act and the Resolution. The 2019A Bonds represent valid special obligations of the Division and of the Department, enforceable in accordance with their terms and the terms of the Resolution. The 2019A Bonds are payable solely from the sources and in the manner described in the Resolution.

(4) Under existing statutes, regulations, rulings and court decisions, and assuming continuing compliance by the Division, the State Board of Administration and the Department with their respective covenants in the Resolution, interest on the 2019A Bonds is excluded from gross income for federal income tax purposes. Interest on the 2019A Bonds is not an item of preference for purposes of the alternative minimum tax imposed on individuals.

(5) The 2019A Bonds and the income thereon are not subject to taxation under the laws of the State of Florida, except as to estate taxes imposed by Chapter 198, Florida Statutes, as amended, and taxes imposed by Chapter 220, Florida Statutes, as amended, on interest income or profits on debt obligations owned by corporations as defined therein.

The opinions set forth in the numbered paragraphs 2 and 3 above are subject to state and federal laws and equitable principles affecting the enforcement of creditors' rights.

Except as set forth in numbered paragraph 4 above, we express no opinion regarding other federal tax consequences resulting from the ownership, receipt or accrual of interest on, or disposition of the 2019A Bonds.

In rendering the foregoing opinions, we have assumed the accuracy and truthfulness of all public records and of all certifications, documents and other proceedings examined by us that have been executed or certified by public officials acting within the scope of their official capacities and have not verified the accuracy or truthfulness thereof.

We have also assumed the genuineness of the signatures appearing upon such public records, certifications, documents and proceedings.

Respectfully submitted,

## FORM OF CONTINUING DISCLOSURE AGREEMENT

This Continuing Disclosure Agreement (the “Disclosure Agreement”) is executed and delivered by the State of Florida Department of Transportation (the “Department”) and the Division of Bond Finance of the State Board of Administration of Florida (the “Division”) in connection with the issuance of \$224,455,000 State of Florida, Department of Transportation Turnpike Revenue Refunding Bonds, Series 2019A (the “Bonds”). This Disclosure Agreement is being executed and delivered pursuant to Section 12 of the resolution adopted by the Governor and Cabinet, as the Governing Board of the Division on December 4, 2018, providing for the sale of the Bonds. The Department and the Division covenant and agree as follows:

**SECTION 1. PURPOSE OF THE DISCLOSURE AGREEMENT.** This Disclosure Agreement is being executed and delivered by the Department and the Division for the benefit of the Registered Owners and Beneficial Owners of the Bonds and in order to assist the Participating Underwriters in complying with Rule 15c2-12 (the “Rule”) of the Securities and Exchange Commission (the “SEC”). It shall inure solely to the benefit of the Department, the Division, the Registered Owners, the Beneficial Owners and the Participating Underwriters.

**SECTION 2. DEFINITIONS.** In addition to the definitions set forth in the resolution of the Governor and Cabinet of the Division of Bond Finance adopted on October 25, 1988, as amended and restated on May 17, 2005 (the “Resolution”), which apply to any capitalized term used in this Disclosure Agreement, the following capitalized terms shall have the following meanings:

“Beneficial Owner” shall mean any person which (a) has the power, directly or indirectly, to vote or consent with respect to, or to dispose of ownership of, any Bonds (including persons holding Bonds through nominees, depositories or other intermediaries), or (b) is treated as the owner of any Bonds for federal income tax purposes.

“Participating Underwriter” shall mean any of the original underwriters of the Bonds required to comply with the Rule in connection with offering of the Bonds.

**SECTION 3. CONTINUING DISCLOSURE.** (A) Information To Be Provided. The Department assumes all responsibilities for any continuing disclosure as described below. In order to comply with the Rule, the Department hereby agrees to provide or cause to be provided the information set forth below, or such information as may be required to be provided, from time to time, under the Rule.

(1) Financial Information and Operating Data. For fiscal years ending on June 30, 2019, and thereafter, annual financial information and operating data shall be provided within nine months after the end of the State's fiscal year. Such information shall include:

- (a) Revenue, Expense and Debt Service Coverage;
- (b) Planned Toll Changes;
- (c) Comparative Passenger Car Tolls;
- (d) Total Toll Revenues;
- (e) Concession Revenue;
- (f) Operating Expenses; and
- (g) STTF Funds available for O&M.

(2) Audited Financial Statements. If not submitted as part of the annual financial information, a copy of the Turnpike System's audited financial statements, prepared in accordance with generally accepted accounting principles, will be provided when and if available.

(3) Material Events Notices. Notice of the following events relating to the Bonds will be provided in a timely manner, not in excess of ten business days after the occurrence of the event:

- (a) principal and interest payment delinquencies;
- (b) non-payment related defaults;
- (c) unscheduled draws on debt service reserves reflecting financial difficulties;
- (d) unscheduled draws on credit enhancements reflecting financial difficulties;



- (e) substitution of credit or liquidity providers, or their failure to perform;
- (f) adverse tax opinions the issuance by the Internal Revenue Service of proposed or final determinations of taxability, Notices of Proposed Issue (IRS Form 5701-TEB) or other material notices or determinations with respect to the tax status of the security, or other material events affecting the tax status of the security;
- (g) modifications to rights of security holders, if material;
- (h) bond calls, if material, and tender offers;
- (i) defeasances;
- (j) release, substitution or sale of property securing repayment of the securities, if material;
- (k) rating changes
- (l) bankruptcy, insolvency, receivership or similar event of the obligated person;
- (m) the consummation of merger, consolidation, or acquisition involving an obligated person or the sale of all or substantially all of the assets of the obligated person, other than in the ordinary course of business, the entry into a definitive agreement to undertake such an action or the termination of a definitive agreement relating to any such actions, other than pursuant to its terms, if material; and
- (n) appointment of a successor or additional trustee or the change of name of a trustee, if material.

(4) Failure to Provide Annual Financial Information; Remedies.

- (a) Notice of the failure of the Department to provide the information required by paragraphs (A) (1) or (A)(2) of this Section will be provided in a timely manner.
- (b) The Department acknowledges that its undertaking pursuant to the Rule set forth in this Section is for the benefit of the Beneficial Owners and Registered Owners of the Bonds and shall be enforceable only by such Beneficial Owners and Registered Owners; provided that the right to enforce the provisions of such undertaking shall be conditioned upon the same enforcement restrictions as are applicable to the information undertakings in the Resolution and shall be limited to a right to obtain specific enforcement of the Department's obligations hereunder.

(B) Methods of Providing Information.

(1) (a) Annual financial information and operating data described in paragraph 3(A)(1) and the audited financial statements described in paragraph 3(A)(2) shall be transmitted to the Municipal Securities Rulemaking Board (hereafter "MSRB") using the MSRB's Electronic Municipal Market Access System ("EMMA") or by such other method as may be subsequently determined by the MSRB.

(b) Material event notices described in paragraph 3(A)(3) and notices described in paragraph 3(A)(4) shall also be transmitted to the MSRB using EMMA or by such other method as may be subsequently determined by the MSRB.

(2) (a) Information shall be provided to the MSRB in an electronic format as prescribed by the MSRB, either directly, or indirectly through an indenture trustee or a designated agent.

(b) All documents provided to the MSRB shall be accompanied by identifying information as prescribed by the MSRB.

(C) If this Disclosure Agreement is amended to change the operating data or financial information to be disclosed, the annual financial information containing amended operating data or financial information will explain, in narrative form, the reasons for the amendment and the impact of the change in the type of operating data or financial information being provided.

(D) The Department's obligations hereunder shall continue until such time as the Bonds are no longer Outstanding or until the Department shall otherwise no longer remain obligated on the Bonds.

(E) This Disclosure Agreement may be amended or modified so long as:

(1) any such amendments are not violative of any rule or regulation of the SEC or MSRB, or other federal or state regulatory body;

(2) the amendment may only be made in connection with a change in circumstances that arises from a change in legal requirements, change in law, or change in the identity, nature, or status of the obligated person, or type of business conducted;

(3) this Disclosure Agreement, as amended, would have complied with the requirements of Rule 15c2-12 of the SEC at the time of the primary offering, after taking into account any amendments or interpretations of the rule, as well as any change in circumstances; and

(4) the amendment does not materially impair the interests of Beneficial Owners or Registered Owners, as determined either by parties unaffiliated with the issuer or obligated person (such as bond counsel), or by approving vote of the Beneficial Owners and Registered Owners pursuant to the terms of the Resolution at the time of the amendment.

SECTION 4. ADDITIONAL INFORMATION. If, when submitting any information required by this Disclosure Agreement, the Department chooses to include additional information not specifically required by this Disclosure Agreement, the Department shall have no obligation under this Disclosure Agreement to update such information or include it in any such future submission.

Dated this \_\_\_\_\_ day of \_\_\_\_\_, 2019.

STATE OF FLORIDA  
DEPARTMENT OF TRANSPORTATION

DIVISION OF BOND FINANCE  
OF THE STATE BOARD OF  
ADMINISTRATION OF FLORIDA

By \_\_\_\_\_  
Authorized Officer

By \_\_\_\_\_  
Assistant Secretary

[This page intentionally left blank]

**PROVISIONS FOR BOOK-ENTRY ONLY SYSTEM OR REGISTERED BONDS****The Depository Trust Company and Book-Entry Only System**

THE INFORMATION IN THIS SECTION CONCERNING DTC AND DTC'S BOOK-ENTRY SYSTEM HAS BEEN OBTAINED FROM SOURCES THAT THE DIVISION BELIEVES TO BE RELIABLE; HOWEVER, THE DIVISION TAKES NO RESPONSIBILITY FOR THE ACCURACY THEREOF.

The Depository Trust Company ("DTC"), New York, NY, will act as securities depository for the State of Florida, Department of Transportation Turnpike Revenue Refunding Bonds, Series 2019A (the "Series 2019A Bonds"). The Series 2019A Bonds will be issued as fully-registered bonds registered in the name of Cede & Co. (DTC's partnership nominee) or such other name as may be requested by an authorized representative of DTC. One fully-registered certificate will be issued for each maturity of the Series 2019A Bonds, each in the aggregate principal amount of such maturity, and will be deposited with DTC.

DTC, the world's largest depository, is a limited-purpose trust company organized under the New York Banking Law, a "banking organization" within the meaning of the New York Banking Law, a member of the Federal Reserve System, a "clearing corporation" within the meaning of the New York Uniform Commercial Code, and a "clearing agency" registered pursuant to the provisions of Section 17A of the Securities and Exchange Act of 1934. DTC holds and provides asset servicing for over 3.5 million issues of U.S. and non-U.S. equity issues, corporate and municipal debt issues, and money market instruments from over 100 countries that DTC participants ("Direct Participants") deposit with DTC. DTC also facilitates the post-trade settlement among Direct Participants of sales and other securities transactions in deposited securities, through electronic computerized book-entry transfers and pledges between Direct Participants' accounts. This eliminates the need for physical movement of securities certificates. Direct Participants include both U.S. and non-U.S. securities brokers and dealers, banks, trust companies, clearing corporations, and certain other organizations. DTC is a wholly-owned subsidiary of The Depository Trust & Clearing Corporation ("DTCC"). DTCC is the holding company for DTC, National Securities Clearing Corporation and Fixed Income Clearing Corporation, all of which are registered clearing agencies. Access to the DTC system is also available to others such as both U.S. and non-U.S. securities brokers and dealers, banks, trust companies, and clearing corporations that clear through or maintain a custodial relationship with a Direct Participant, either directly or indirectly ("Indirect Participants" and together with Direct Participants, the "Participants"). DTC has a Standard & Poor's rating of AA+. The DTC Rules applicable to its Participants are on file with the Securities and Exchange Commission.

Purchases of the Series 2019A Bonds under the DTC system must be made by or through Direct Participants, which will receive a credit for the Series 2019A Bonds on DTC's records. The ownership interest of each actual purchaser of each Series 2019A Bond (a "Beneficial Owner") is in turn to be recorded on the Direct and Indirect Participants' records. Beneficial Owners will not receive written confirmation from DTC of their purchase. Beneficial Owners are, however, expected to receive written confirmations providing details of the transaction, as well as periodic statements of their holdings, from the Direct or Indirect Participant through which such Beneficial Owner entered into the transaction. Transfers of ownership interests in the Series 2019A Bonds are to be accomplished by entries made on the books of Direct and Indirect Participants acting on behalf of Beneficial Owners. Beneficial Owners will not receive certificates representing their ownership interests in the Series 2019A Bonds, except in the event that use of the book-entry system is discontinued.

To facilitate subsequent transfers, all Series 2019A Bonds deposited by Direct Participants with DTC are registered in the name of DTC's partnership nominee, Cede & Co., or such other name as may be requested by an authorized representative of DTC. The deposit of Series 2019A Bonds with DTC and their registration in the name of Cede & Co. or such other DTC nominee do not effect any change in Beneficial Ownership. DTC has no knowledge of the actual Beneficial Owners of the Series 2019A Bonds; DTC's records reflect only the identity of the Direct Participants to whose accounts such Series 2019A Bonds are credited, which may or may not be the Beneficial Owners. The Direct and Indirect Participants will remain responsible for keeping account of their holdings on behalf of their customers.

Conveyance of notices and other communications by DTC to Direct Participants, by Direct Participants to Indirect Participants, and by Direct Participants and Indirect Participants to Beneficial Owners will be governed by arrangements among them, subject to any statutory or regulatory requirements as may be in effect from time to time. Beneficial Owners of Series 2019A Bonds may wish to take certain steps to augment transmission to them of notices of

significant events with respect to the Series 2019A Bonds, such as redemptions, tenders, defaults, and proposed amendments to the Series 2019A Bond documents. For example, Beneficial Owners of Series 2019A Bonds may wish to ascertain that the nominee holding the Series 2019A Bonds for their benefit has agreed to obtain and transmit notices to Beneficial Owners.

Redemption notices shall be sent to DTC. If less than all of the Series 2019A Bonds within a maturity are being redeemed, DTC's practice is to determine by lot the amount of the interest of each Direct Participant in such maturity to be redeemed.

Neither DTC nor Cede & Co. (nor any other DTC nominee) will consent or vote with respect to the Series 2019A Bonds unless authorized by a Direct Participant in accordance with DTC's procedures. Under its usual procedures, DTC mails an Omnibus Proxy to the Division as soon as practicable after the record date. The Omnibus Proxy assigns Cede & Co.'s consenting or voting rights to those Direct Participants to whose accounts the Series 2019A Bonds are credited on the record date (identified in a listing attached to the Omnibus Proxy).

Redemption proceeds and principal and interest payments on the Series 2019A Bonds will be made to Cede & Co., or such other nominee as may be requested by an authorized representative of DTC. DTC's practice is to credit Direct Participants' accounts upon DTC's receipt of funds and corresponding detailed information from the Bond Registrar/Paying Agent, on the payable date in accordance with their respective holdings shown on DTC's records. Payments by Participants to Beneficial Owners will be governed by standing instructions and customary practices, as is the case with securities held for the accounts of customers in bearer form or registered in "street name," and will be the responsibility of such Participant and not of DTC, (nor its nominee), the Bond Registrar/Paying Agent, the Division, or the Florida Department of Transportation (the "Department"), subject to any statutory or regulatory requirements as may be in effect from time to time. Payment of redemption proceeds and principal and interest to Cede & Co. (or such other nominee as may be requested by an authorized representative of DTC) is the responsibility of the Bond Registrar/Paying Agent; disbursement of such payments to Direct Participants will be the responsibility of DTC, and disbursement of such payments to the Beneficial Owners will be the responsibility of Direct and Indirect Participants.

DTC may discontinue providing its services with respect to the Series 2019A Bonds at any time by giving reasonable notice to the Division or Bond Registrar/Paying Agent and discharging its responsibilities with respect thereto under applicable law. The Division may decide to discontinue use of the system of book-entry transfers for the Series 2019A Bonds through DTC (or a successor securities depository). Under such circumstances, in the event that a successor securities depository is not obtained, certificates for the Series 2019A Bonds will be printed and delivered as provided in the documents authorizing the issuance and sale of the Series 2019A Bonds.

For every transfer and exchange of beneficial interests in the Series 2019A Bonds, the Beneficial Owner may be charged a sum sufficient to cover any tax, fee or other government charge that may be imposed in relation thereto.

So long as Cede & Co., as nominee of DTC, is the registered owner of the Series 2019A Bonds, references herein to the Registered Owners or Holders of the Series 2019A Bonds shall mean Cede & Co. and not mean the Beneficial Owners of the Series 2019A Bonds unless the context requires otherwise.

The Division, the Department and the Bond Registrar/Paying Agent will not have any responsibility or obligation with respect to:

- (i) the accuracy of the records of DTC, its nominee or any DTC Participant or any successor securities depository, participants thereof or nominee thereof with respect to any beneficial ownership interest in the Series 2019A Bonds;
- (ii) the delivery to any DTC Participant or participant of any successor securities depository or any other person, other than a registered owner, as shown in the Bond Register, of any notice with respect to any Series 2019A Bond, including, without limitation, any notice of redemption;
- (iii) the payment to any DTC Participant or participant of any successor securities depository or any other person, other than a registered owner, as shown in the Bond Register, of any amount with respect to the principal of, premium, if any, or interest on the Series 2019A Bonds, or the purchase price of, any Series 2019A Bond;

- (iv) any consent given by DTC or any successor securities depository as registered owner; or
- (v) the selection by DTC or any DTC Participant or by any successor depository or its participants of the beneficial ownership interests in the Series 2019A Bonds for partial redemption.

So long as the Series 2019A Bonds are held in book-entry only form, the Division, the Department and the Bond Registrar/Paying Agent may treat DTC and any successor Securities Depository as, and deem DTC and any successor Securities Depository to be, the absolute owner of the Series 2019A Bonds for all purposes whatsoever, including, without limitation:

- (i) the payment of the principal of, premium, if any, and interest on the Series 2019A Bonds;
- (ii) giving notices of redemption and other matters with respect to the Series 2019A Bonds;
- (iii) registering transfers with respect to the Series 2019A Bonds; and
- (iv) the selection of the beneficial ownership interests in the Series 2019A Bonds for partial redemption.

#### **Payment, Registration, Transfer and Exchange**

*The following provisions shall only be applicable if the book-entry-only system of registration is discontinued; for provisions which are applicable while the book-entry only system of registration is in effect, see "Book-Entry Only System" above.*

The Division, the Department and the Bond Registrar/Paying Agent may treat the Registered Owner of any Series 2019A Bond as the absolute owner for all purposes, whether or not such Series 2019A Bond is overdue, and will not be bound by any notice to the contrary.

Principal of and premium, if any, on the Series 2019A Bonds will be payable upon presentation and surrender of the Series 2019A Bonds when due at the corporate trust office of U.S. Bank Trust National Association, New York, New York, as Bond Registrar/Paying Agent.

Each Series 2019A Bond will be transferable or exchangeable only upon the registration books by the Registered Owner or an attorney duly authorized in writing, upon surrender of such Series 2019A Bond to the Bond Registrar/Paying Agent together with a written instrument of transfer (if so required) satisfactory in form to the Division of Bond Finance and the Bond Registrar/Paying Agent, duly executed by the Registered Owner or a duly authorized attorney. Upon surrender to the Bond Registrar/Paying Agent for transfer or exchange of any Series 2019A Bond, duly endorsed for transfer or accompanied by an assignment in accordance with the Resolution, the Bond Registrar/Paying Agent will deliver in the name of the transferee(s) a fully registered Series 2019A Bond of authorized denomination of the same maturity for the aggregate principal amount which the Registered Owner is entitled to receive.

Neither the Division nor the Bond Registrar/Paying Agent may charge the Registered Owner or transferee for any expenses incurred in making any exchange or transfer of the Series 2019A Bonds. However, the Division and the Bond Registrar/Paying Agent may require payment from the Registered Owner of a sum sufficient to cover any tax, fee, or other governmental charge that may be imposed in relation thereto. Such governmental charges and expenses must be paid before any such new Series 2019A Bond is delivered.

The Bond Registrar/Paying Agent will not be required to issue, transfer or exchange any Series 2019A Bonds on the Record Date.

[This page intentionally left blank]