

Toll Rates for Florida's Turnpike System and Florida Department of Transportation (FDOT) Toll Facilities

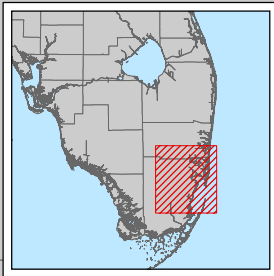
South Florida



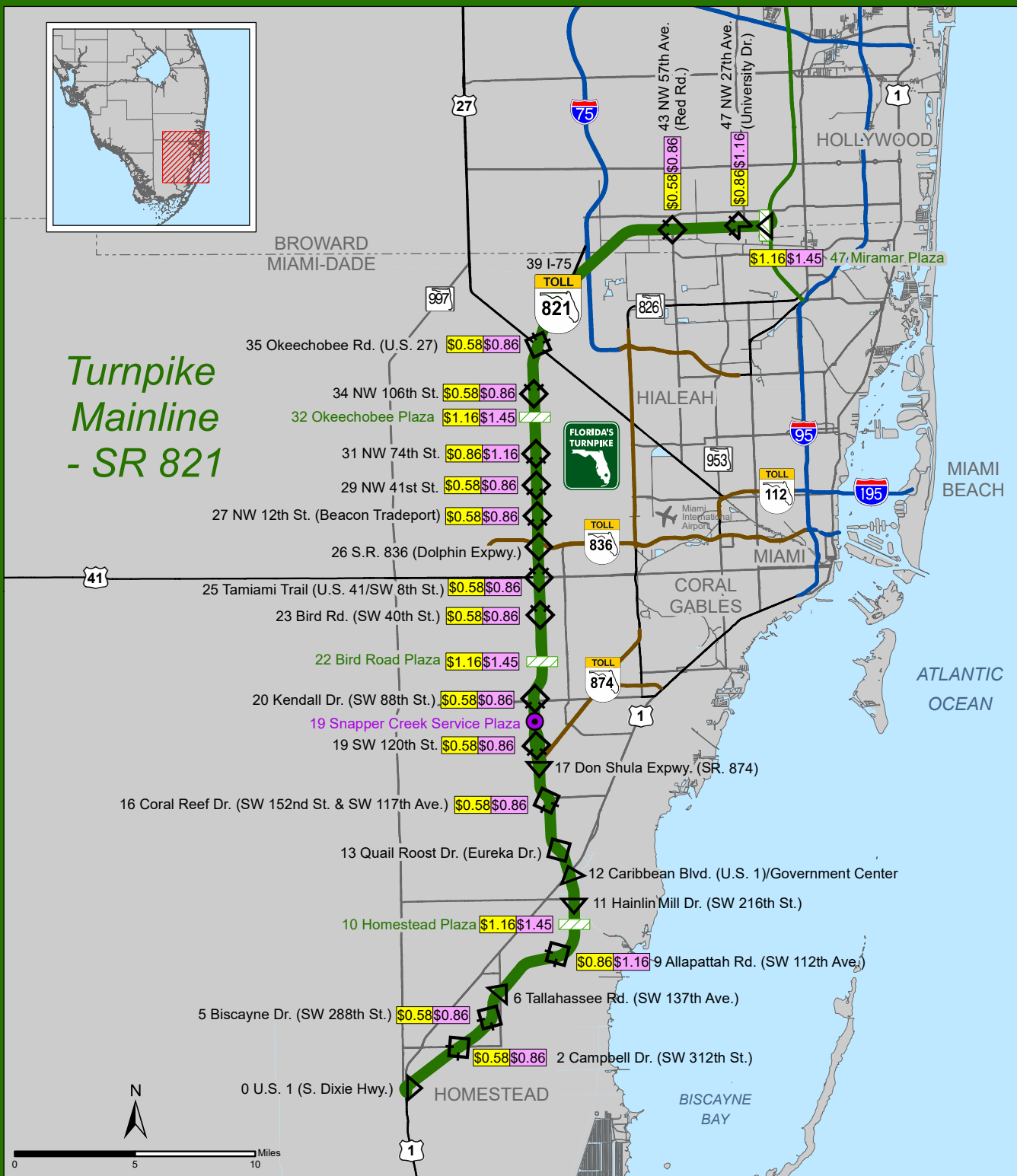
TURNPIKE MAINLINE (SR 821)

Miami-Dade and Broward Counties

TURNPIKE MAINLINE (SR 821)										
Mile Post - Description	SunPass Rate					TOLL-BY-PLATE Rate				
	2 Axle	3 Axle	4 Axle	5 Axle	Add'l Axles	2 Axle	3 Axle	4 Axle	5 Axle	Add'l Axles
47 -NW 27th Avenue	\$0.86	\$1.72	\$2.58	\$3.44	\$0.86	\$1.16	\$2.32	\$3.48	\$4.64	\$1.16
43 -NW 57th Avenue	\$0.58	\$1.16	\$1.74	\$2.32	\$0.58	\$0.86	\$1.72	\$2.58	\$3.44	\$0.86
35 -Okeechobee Road	\$0.58	\$1.16	\$1.74	\$2.32	\$0.58	\$0.86	\$1.72	\$2.58	\$3.44	\$0.86
34 -NW 106th Street	\$0.58	\$1.16	\$1.74	\$2.32	\$0.58	\$0.86	\$1.72	\$2.58	\$3.44	\$0.86
32 -OKEECHOBEE PLAZA	\$1.16	\$2.32	\$3.48	\$4.64	\$1.16	\$1.45	\$2.90	\$4.35	\$5.80	\$1.45
31 -NW 74th Street	\$0.86	\$1.72	\$2.58	\$3.44	\$0.86	\$1.16	\$2.32	\$3.48	\$4.64	\$1.16
29 -NW 41st Street	\$0.58	\$1.16	\$1.74	\$2.32	\$0.58	\$0.86	\$1.72	\$2.58	\$3.44	\$0.86
27 -NW 12th St (Beacon Tradeport)	\$0.58	\$1.16	\$1.74	\$2.32	\$0.58	\$0.86	\$1.72	\$2.58	\$3.44	\$0.86
25 -US 41 (SW 8th Street)	\$0.58	\$1.16	\$1.74	\$2.32	\$0.58	\$0.86	\$1.72	\$2.58	\$3.44	\$0.86
23 -SW 40th Street (Bird Road)	\$0.58	\$1.16	\$1.74	\$2.32	\$0.58	\$0.86	\$1.72	\$2.58	\$3.44	\$0.86
22 -BIRD ROAD PLAZA	\$1.16	\$2.32	\$3.48	\$4.64	\$1.16	\$1.45	\$2.90	\$4.35	\$5.80	\$1.45
20 -Kendall Drive	\$0.58	\$1.16	\$1.74	\$2.32	\$0.58	\$0.86	\$1.72	\$2.58	\$3.44	\$0.86
19 -SW 120th Street	\$0.58	\$1.16	\$1.74	\$2.32	\$0.58	\$0.86	\$1.72	\$2.58	\$3.44	\$0.86
16 -Coral Reef Drive	\$0.58	\$1.16	\$1.74	\$2.32	\$0.58	\$0.86	\$1.72	\$2.58	\$3.44	\$0.86
10 -HOMESTEAD PLAZA	\$1.16	\$2.32	\$3.48	\$4.64	\$1.16	\$1.45	\$2.90	\$4.35	\$5.80	\$1.45
9 -Allapattah Road	\$0.86	\$1.72	\$2.58	\$3.44	\$0.86	\$1.16	\$2.32	\$3.48	\$4.64	\$1.16
5 -Biscayne Drive (SW 288th St)	\$0.58	\$1.16	\$1.74	\$2.32	\$0.58	\$0.86	\$1.72	\$2.58	\$3.44	\$0.86
2 -Campbell Drive (SW 312th St)	\$0.58	\$1.16	\$1.74	\$2.32	\$0.58	\$0.86	\$1.72	\$2.58	\$3.44	\$0.86



Turnpike Mainline - SR 821



Turnpike Mainline - SR 821 - Toll Rates (07/2023)



- SunPass® Toll Rate
- TOLL-BY-PLATE® Toll Rate
- Toll Plaza (All-Electronic)
- Service Plaza

- Interchange With Toll Collection
- Interchange With No Toll Collection
- Turnpike Mainline - SR 821
- Existing Turnpike System Facility

- Interstate Highway
- Other Toll Road
- Arterial
- Other Road
- County Boundary

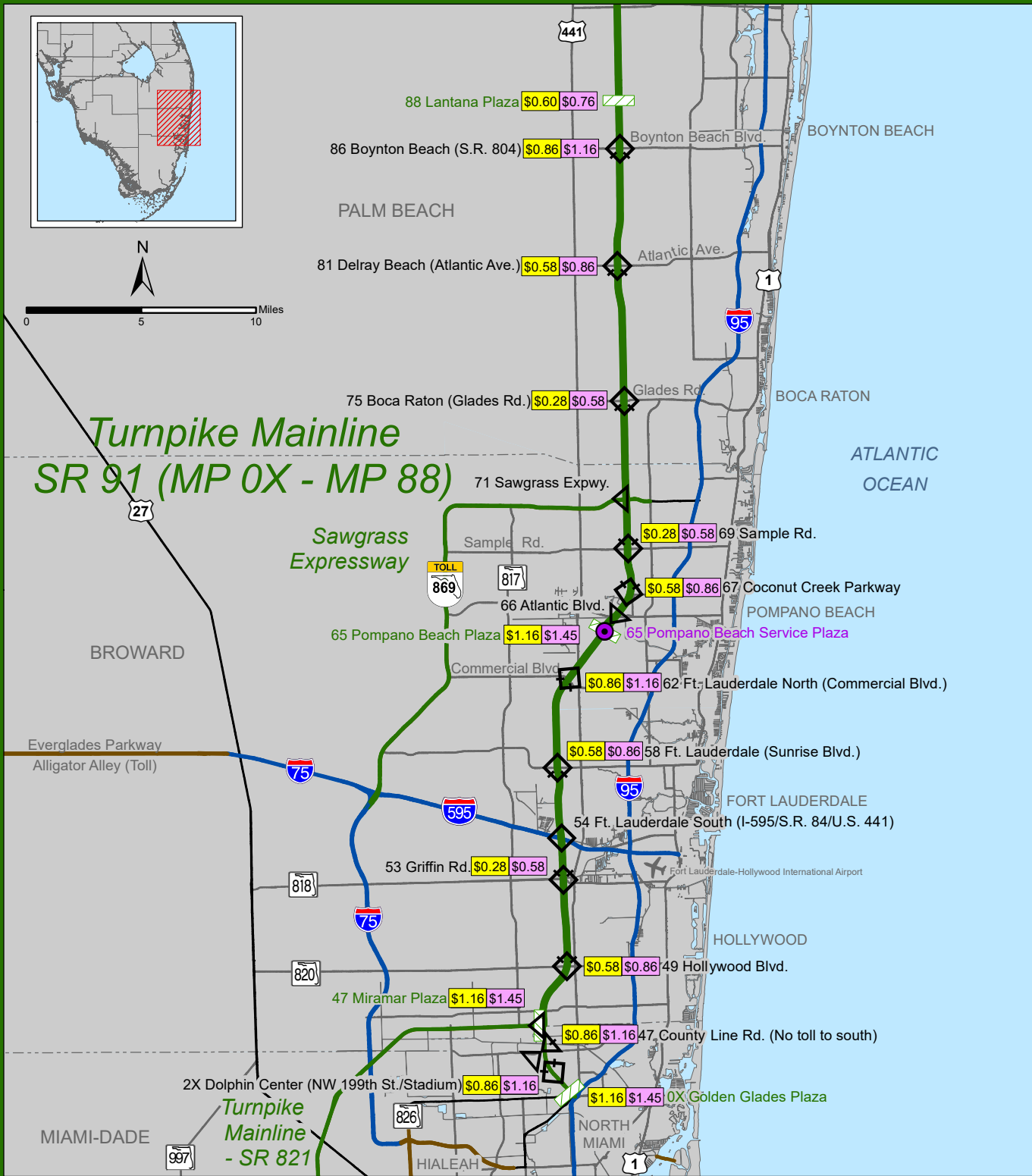
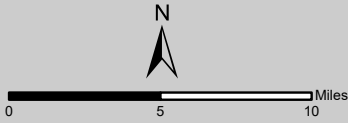
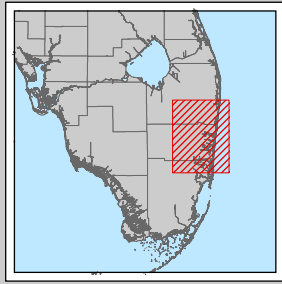


Sources: HERE 2023
Florida's Turnpike Enterprise, 2023

Turnpike Mainline - SR 91 (MP 0X - MP 88)

Miami-Dade, Broward, and Palm Beach Counties

TURNPIKE MAINLINE - SR 91 (MP 0X - MP 88)										
Mile Post - Description	SunPass Rate					TOLL-BY-PLATE Rate				
	2 Axle	3 Axle	4 Axle	5 Axle	Add'l Axles	2 Axle	3 Axle	4 Axle	5 Axle	Add'l Axles
88-LANTANA PLAZA	\$0.60	\$0.90	\$1.20	\$1.50	\$0.30	\$0.76	\$1.14	\$1.52	\$1.90	\$0.38
86-Boynton Beach	\$0.86	\$1.72	\$2.58	\$3.44	\$0.86	\$1.16	\$2.32	\$3.48	\$4.64	\$1.16
81-Delray Beach	\$0.58	\$1.16	\$1.74	\$2.32	\$0.58	\$0.86	\$1.72	\$2.58	\$3.44	\$0.86
75-Boca Raton	\$0.28	\$0.56	\$0.84	\$1.12	\$0.28	\$0.58	\$1.16	\$1.74	\$2.32	\$0.58
69-Sample Road	\$0.28	\$0.56	\$0.84	\$1.12	\$0.28	\$0.58	\$1.16	\$1.74	\$2.32	\$0.58
67-Coconut Creek Pkwy.	\$0.58	\$1.16	\$1.74	\$2.32	\$0.58	\$0.86	\$1.72	\$2.58	\$3.44	\$0.86
65-POMPANO BEACH PLAZA	\$1.16	\$2.32	\$3.48	\$4.64	\$1.16	\$1.45	\$2.90	\$4.35	\$5.80	\$1.45
62-Commercial Boulevard	\$0.86	\$1.72	\$2.58	\$3.44	\$0.86	\$1.16	\$2.32	\$3.48	\$4.64	\$1.16
58-Sunrise Boulevard	\$0.58	\$1.16	\$1.74	\$2.32	\$0.58	\$0.86	\$1.72	\$2.58	\$3.44	\$0.86
53-Griffin Road	\$0.28	\$0.56	\$0.84	\$1.12	\$0.28	\$0.58	\$1.16	\$1.74	\$2.32	\$0.58
49-Hollywood Boulevard	\$0.58	\$1.16	\$1.74	\$2.32	\$0.58	\$0.86	\$1.72	\$2.58	\$3.44	\$0.86
47-County Line Road	\$0.86	\$1.72	\$2.58	\$3.44	\$0.86	\$1.16	\$2.32	\$3.48	\$4.64	\$1.16
47-NW 27th Ave from TPK North	\$0.86	\$1.72	\$2.58	\$3.44	\$0.86	\$1.16	\$2.32	\$3.48	\$4.64	\$1.16
47-MIRAMAR PLAZA	\$1.16	\$2.32	\$3.48	\$4.64	\$1.16	\$1.45	\$2.90	\$4.35	\$5.80	\$1.45
2X -Dolphin Center	\$0.86	\$1.72	\$2.58	\$3.44	\$0.86	\$1.16	\$2.32	\$3.48	\$4.64	\$1.16
0X - GOLDEN GLADES PLAZA	\$1.16	\$2.32	\$3.48	\$4.64	\$1.16	\$1.45	\$2.90	\$4.35	\$5.80	\$1.45



Turnpike Mainline - SR 91 (MP 0X - MP 88) - Toll Rates (07/2023)



- SunPass® Toll Rate
- TOLL-BY-PLATE® Toll Rate
- Toll Plaza (All-Electronic)
- Service Plaza

- Interchange With Toll Collection
- Interchange With No Toll Collection
- Turnpike Mainline - SR 91 (MP 0X - MP 88)
- Existing Turnpike System Facility

- Interstate Highway
- Other Toll Road
- Arterial
- Other Road
- County Boundary

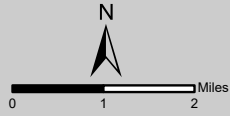
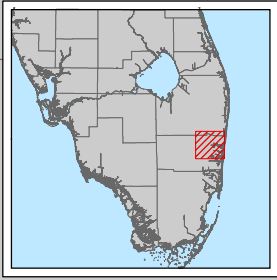


Sources: HERE 2023
Florida's Turnpike Enterprise, 2023

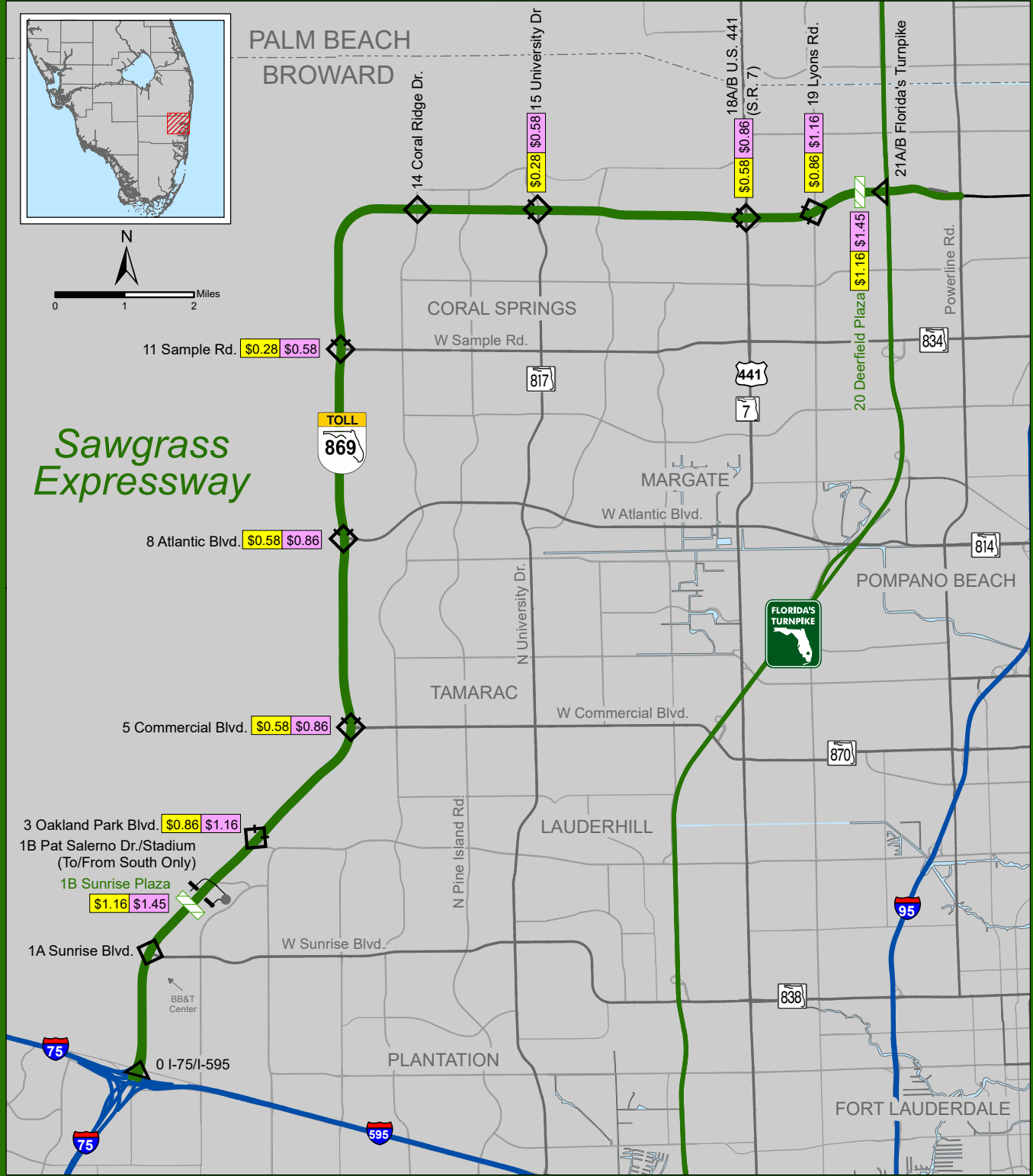
Sawgrass Expressway (SR 869)

Broward County

SAWGRASS EXPRESSWAY (SR 869)										
Mile Post - Description	SunPass Rate					TOLL-BY-PLATE Rate				
	2 Axle	3 Axle	4 Axle	5 Axle	Add'l Axles	2 Axle	3 Axle	4 Axle	5 Axle	Add'l Axles
20 -DEERFIELD PLAZA	\$1.16	\$2.32	\$3.48	\$4.64	\$1.16	\$1.45	\$2.90	\$4.35	\$5.80	\$1.45
19 -Lyons Road	\$0.86	\$0.86	\$0.86	\$0.86	-	\$1.16	\$1.16	\$1.16	\$1.16	-
18 A/B - US 441 (SR 7)	\$0.58	\$0.58	\$0.58	\$0.58	-	\$0.86	\$0.86	\$0.86	\$0.86	-
15 -University Drive	\$0.28	\$0.28	\$0.28	\$0.28	-	\$0.58	\$0.58	\$0.58	\$0.58	-
11 -Sample Road	\$0.28	\$0.28	\$0.28	\$0.28	-	\$0.58	\$0.58	\$0.58	\$0.58	-
8 -Atlantic Boulevard	\$0.58	\$0.58	\$0.58	\$0.58	-	\$0.86	\$0.86	\$0.86	\$0.86	-
5 -Commercial Boulevard	\$0.58	\$0.58	\$0.58	\$0.58	-	\$0.86	\$0.86	\$0.86	\$0.86	-
3 -Oakland Park Boulevard	\$0.86	\$0.86	\$0.86	\$0.86	-	\$1.16	\$1.16	\$1.16	\$1.16	-
1B -Pat Salerno Drive	\$1.16	\$2.32	\$3.48	\$4.64	\$1.16	\$1.45	\$2.90	\$4.35	\$5.80	\$1.45
1B -SUNRISE PLAZA	\$1.16	\$2.32	\$3.48	\$4.64	\$1.16	\$1.45	\$2.90	\$4.35	\$5.80	\$1.45



Sawgrass Expressway



Sawgrass Expressway (SR 869) - Toll Rates (07/2023)



- SunPass® Toll Rate
- TOLL-BY-PLATE® Toll Rate
- Toll Plaza (All-Electronic)

- Interchange With Toll Collection
- Interchange With No Toll Collection
- Sawgrass Expressway
- Existing Turnpike System Facility

- Interstate Highway
- Arterial
- Other Road
- County Boundary



Sources: HERE 2023
Florida's Turnpike Enterprise, 2023

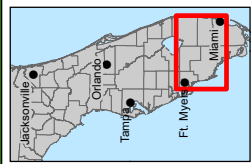
Alligator Alley (I-75)

Broward and Collier Counties

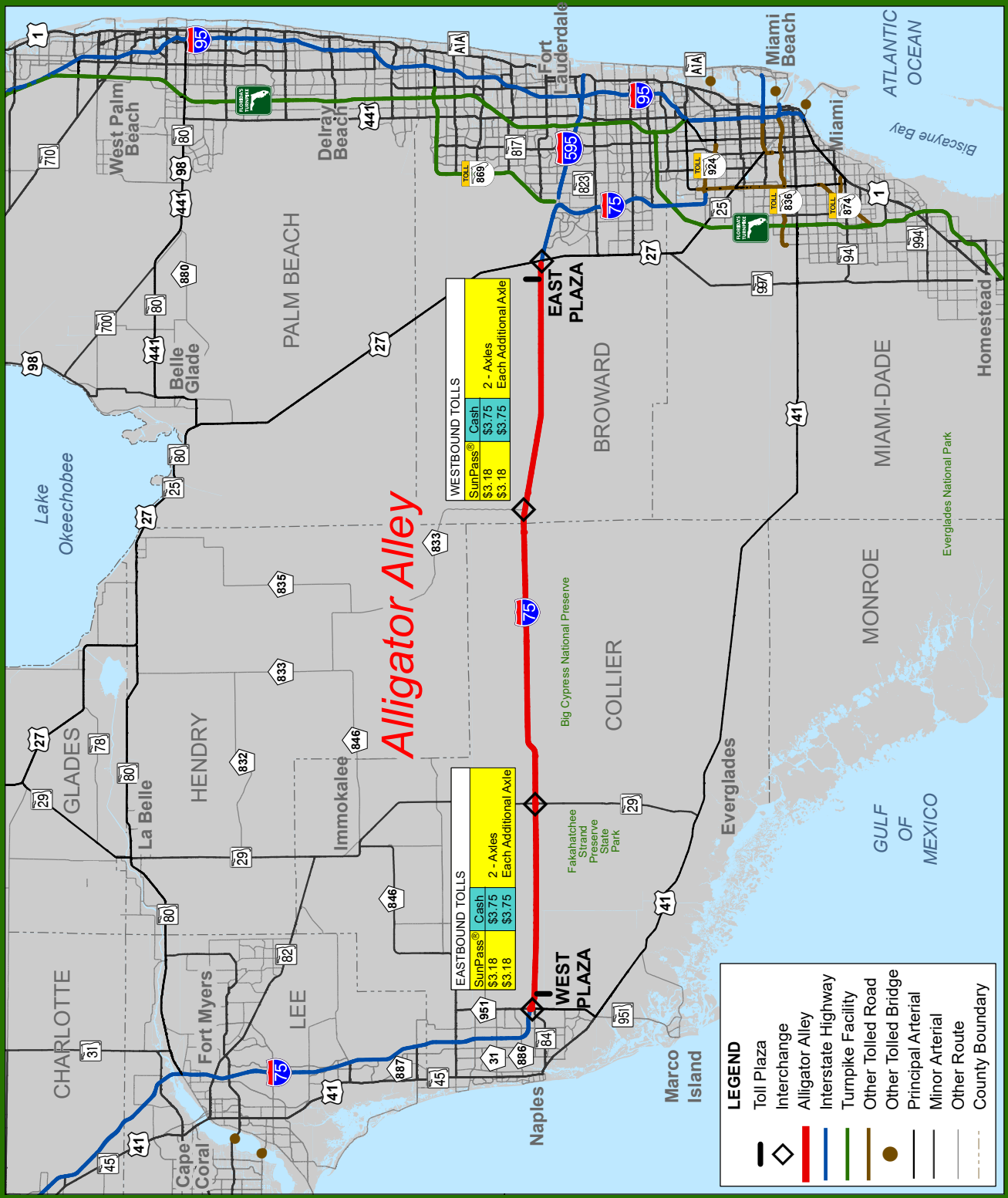
ALLIGATOR ALLEY (EVERGLADES PARKWAY)										
Mile Post - Description	SunPass Rate					Cash Rate				
	2 Axle	3 Axle	4 Axle	5 Axle	Add'l Axles	2 Axle	3 Axle	4 Axle	5 Axle	Add'l Axles
25 -EAST TOLL PLAZA	\$3.18	\$6.36	\$9.54	\$12.72	\$3.18	\$3.75	\$7.50	\$11.25	\$15.00	\$3.75
100 -WEST TOLL PLAZA	\$3.18	\$6.36	\$9.54	\$12.72	\$3.18	\$3.75	\$7.50	\$11.25	\$15.00	\$3.75

Alligator Alley (I-75)

Toll Rates (07/2023)



SOURCE:
Florida Department
of Transportation 2023;
HERE 2023



WESTBOUND TOLLS

SunPass®	Cash	2 - Axles
\$3.18	\$3.75	Each Additional Axle
\$3.18	\$3.75	Each Additional Axle

EASTBOUND TOLLS

SunPass®	Cash	2 - Axles
\$3.18	\$3.75	Each Additional Axle
\$3.18	\$3.75	Each Additional Axle

LEGEND

- Toll Plaza
- Alligator Alley
- Interstate Highway
- Turnpike Facility
- Other Tolloed Road
- Other Tolloed Bridge
- Principal Arterial
- Minor Arterial
- Other Route
- County Boundary